

RIA

RIACHUELO

RESULTADO 1T26


IMPORTANTE

Esta apresentação contém considerações futuras referentes às perspectivas do negócio, estimativas de resultados operacionais e financeiros, e às perspectivas de crescimento da Guararapes - Riachuelo. Estas são apenas projeções e, como tal, baseiam-se exclusivamente nas expectativas da administração da Guararapes-Riachuelo em relação ao futuro do negócio e seu contínuo acesso a capitais para financiar o plano de negócios da Companhia

Tais considerações futuras dependem, substancialmente, de mudanças nas condições de mercado, regras governamentais, pressões da concorrência, do desempenho do setor e da economia brasileira, entre outros fatores, além dos riscos apresentados nos documentos de divulgação arquivados pela Guararapes - Riachuelo e estão, portanto, sujeitas a mudanças sem aviso prévio

Incrivelmente Brasil





01



CONSIDERAÇÕES INICIAIS

Avançamos na Transformação...



Continuidade da estratégia sustenta início forte em 2026

Destaques 1T26



+10,1% SSS de Vestuário

11 trimestres consecutivos de crescimento



54,9% Mg. Bruta de Vestuário

+1,2 p.p. vs. 1T25

10 trimestres consecutivos de evolução



R\$135 MM EBITDA Mercadorias

+23,7% vs. 1T25 e 8,1% Mg. EBITDA Mercadorias
A melhor margem dos últimos 9 anos



R\$133 MM EBITDA Operação Financeira

+5,8% vs. 1T25 em mais um trimestre consistente



R\$268 MM EBITDA Consolidado

+14,1% vs. 1T25

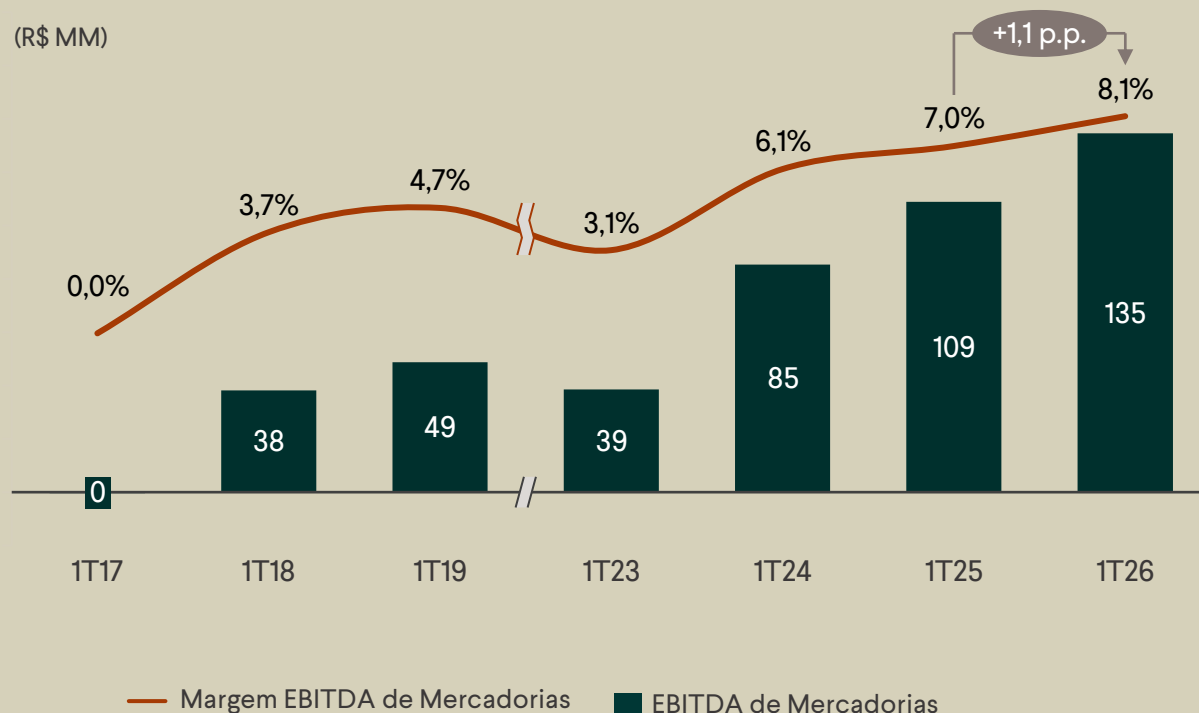
11,5% Mg. EBITDA Consolidada, +0,7 p.p. vs. 1T25



R\$5 MM Lucro Líquido

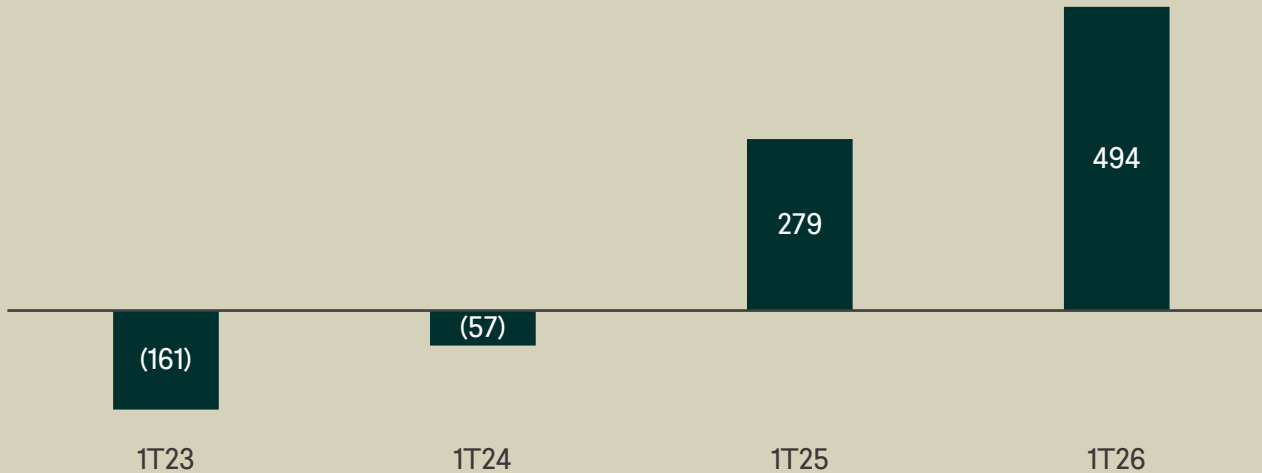
Reversão do prejuízo, com recorde de lucro dos últimos 6 anos

A melhor margem EBITDA de Mercadorias dos últimos 9 anos para um primeiro trimestre



Recorde de Lucro Líquido *LTM* para um primeiro trimestre

(R\$ MM)

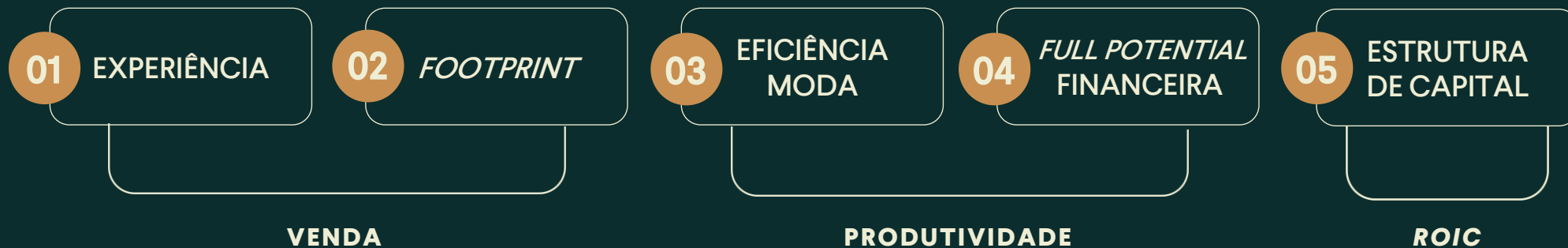


■ Lucro Líquido consolidado dos últimos 12 meses, em bases comparáveis



Pilares da Estratégia

Ciclo de Crescimento e Retorno



Evolução da experiência em loja



Evolução em moda e produto



Acesse nosso
Relato Integrado
2025



Nossa moda é

Impacto

+ 30 mil

colaboradores

67% mulheres, sendo

42% no *c-level*

64% negros

44% em cargos
de liderança

Legado

+193 mil

Colaboradores na cadeia
nacional de confecção

Pró-Sertão:

94 oficinas

+2,8 mil empregos formais

Agro-Sertão:

+270 hectares regenerados

+169 Ton de algodão
agroecológico desde 2021

Ecoeficiente

100% energia elétrica
renovável nas operações
nacionais

A em Clima

Liderança no CDP

+115 mil peças

mais sustentáveis lançadas e
rastreadas via *blockchain*

Potência

10 projetos apoiados
em 7 estados brasileiros

R\$1,6 BI

pagos em impostos, taxas
e contribuições para geração
de valor compartilhado

**Reflexo dessa nova jornada,
nós avançamos 24 posições no**

ISE B3

Estamos entre as TOP 30 companhias de
capital aberto melhor ranqueadas em
sustentabilidade empresarial no país



Traduzindo a Nossa Ambição

Crescimento consistente do SSS de Vestuário

Expansão da receita impulsionada por abertura e modernização da base de lojas

Continuidade na expansão da Margem Bruta de Vestuário

Midway como alavanca relevante de crescimento, com ~30% de participação nos resultados

Crescimento do Lucro Líquido superior ao EBITDA

Evolução contínua do retorno sobre o capital

Incrivelmente Brasil



02

DESEMPENHO MERCADORIAS

RIACHUELO

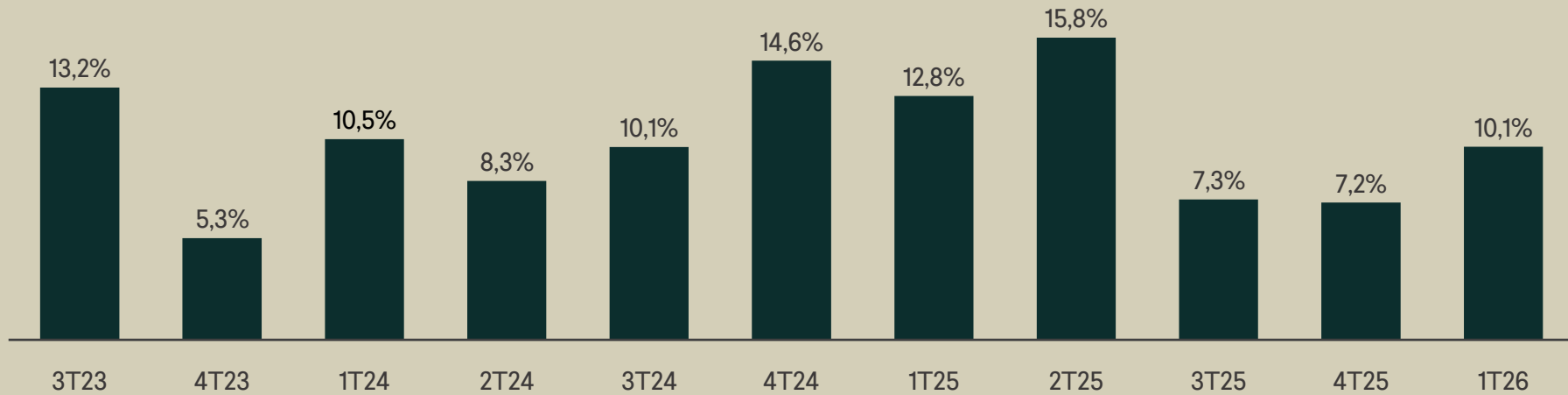
D-Ultras®
RIACHUELO

UltraCotton®

hacchamento Brasil

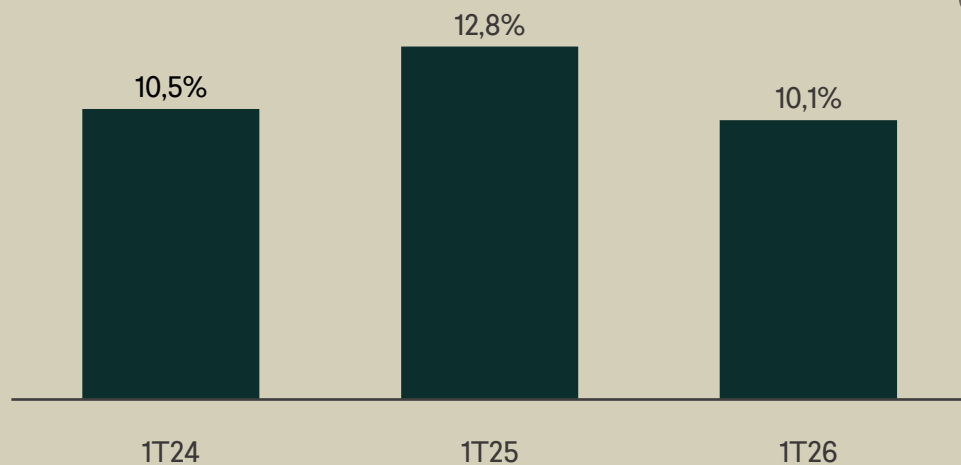
SSS de Vestuário

11 trimestres consecutivos de crescimento evidencia a força da nossa proposta de valor



SSS de Vestuário

Crescimento acima de 10% nos últimos 3 anos

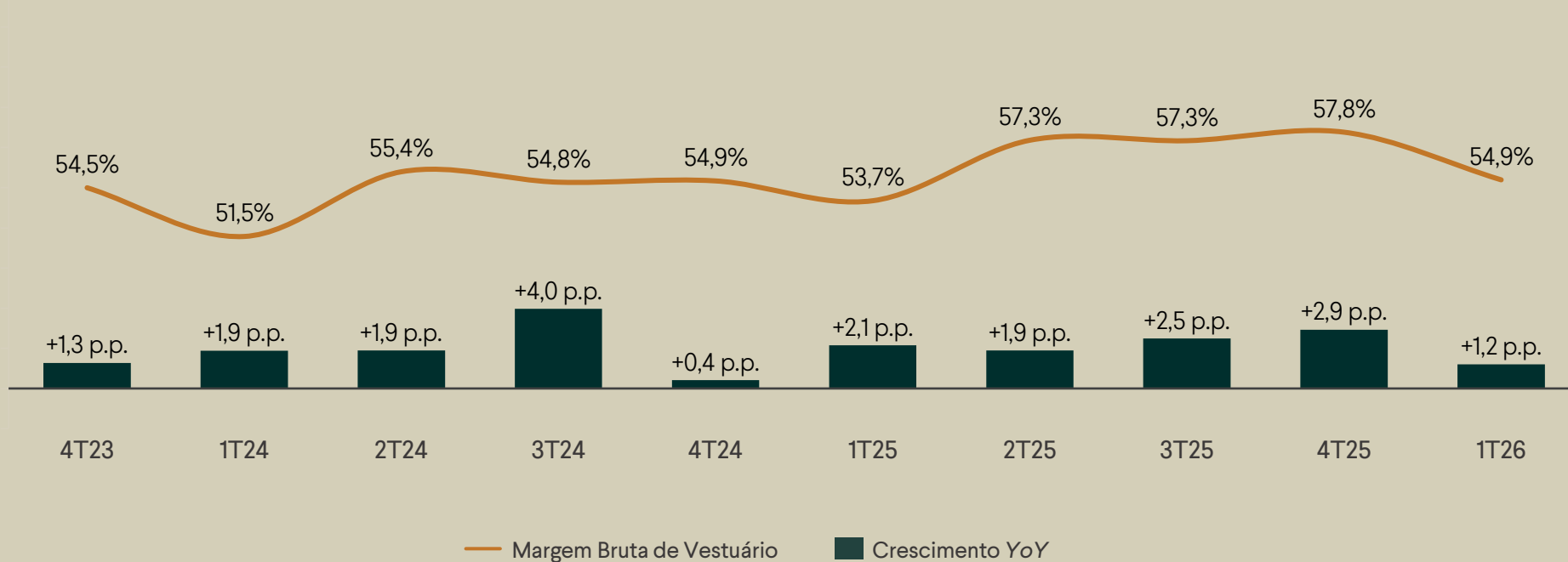


SSS de vestuário
de 39% no
1T26 vs. 1T23



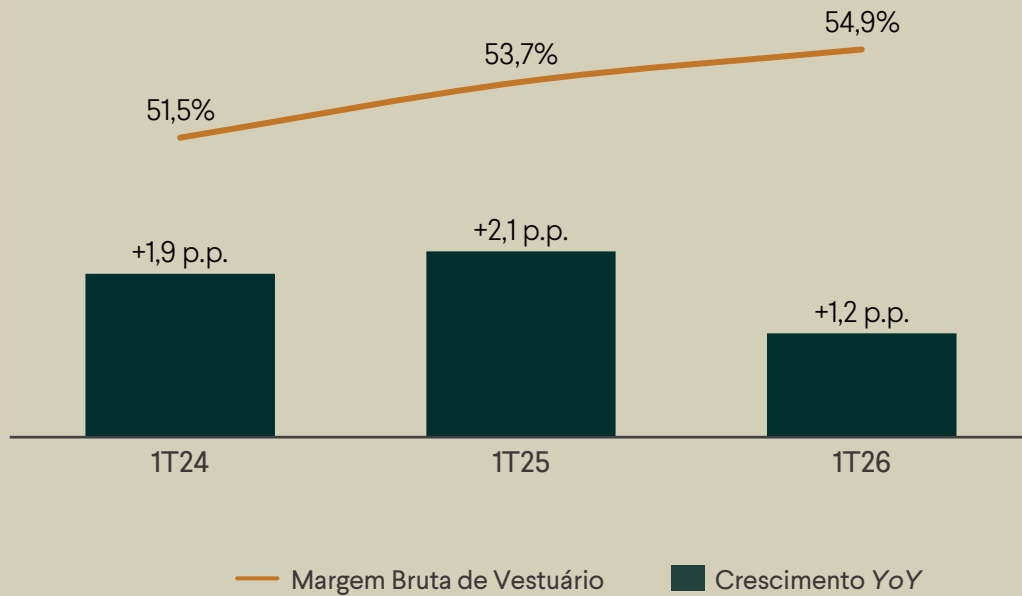
Margem Bruta de Vestuário

10 trimestres consecutivos de expansão que reforça o poder da nossa cadeia integrada



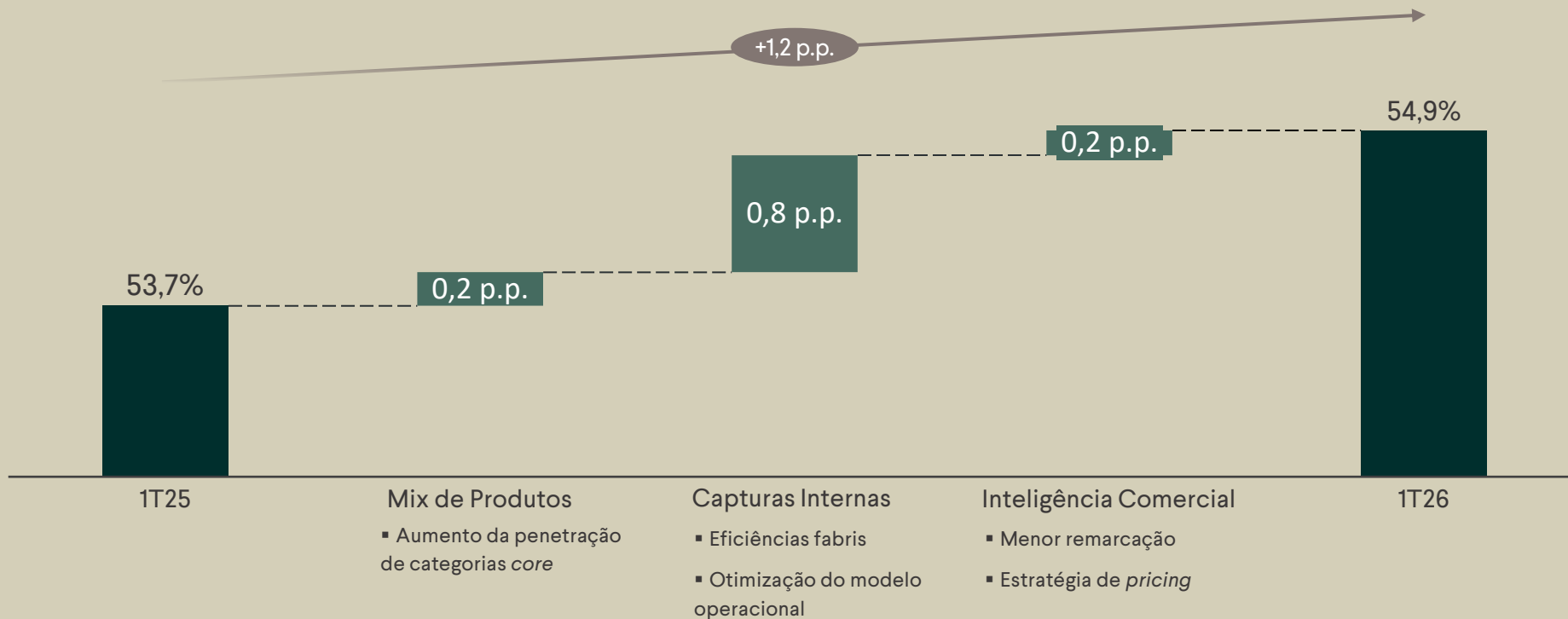
Margem Bruta de Vestuário

Ganho de 5,2 p.p. nos últimos 3 anos



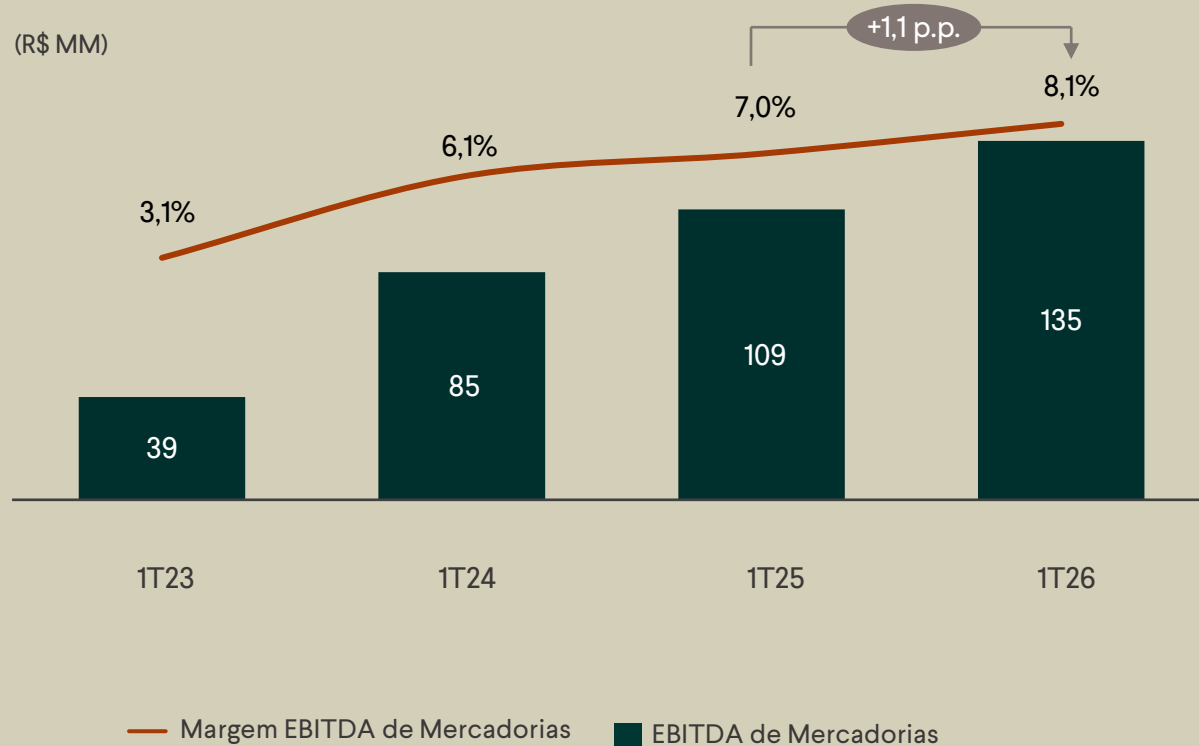
Evolução da Margem de Vestuário


Alavancas claras e disciplina na execução garantem maior eficiência e consistente ganho de margem



EBITDA de Mercadorias

Margem EBITDA de Mercadorias recorde no 1T26





03

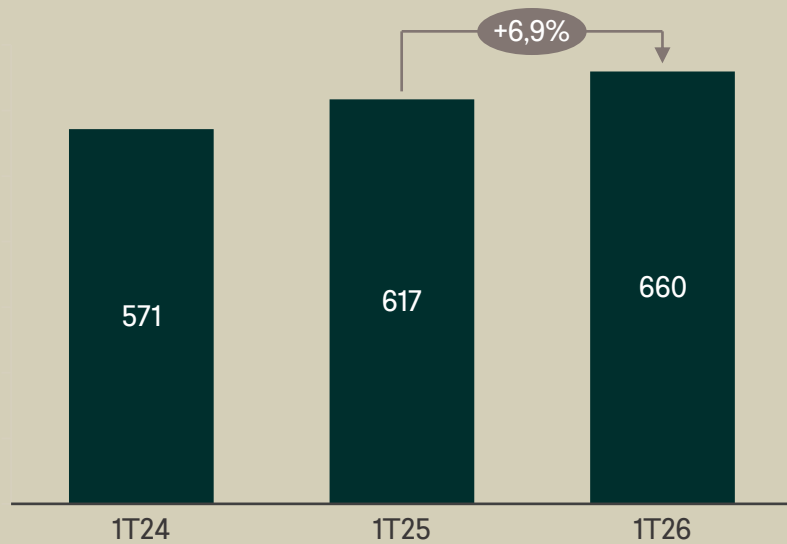
SERVIÇOS FINANCEIROS



Evolução consistente de Receita e EBITDA

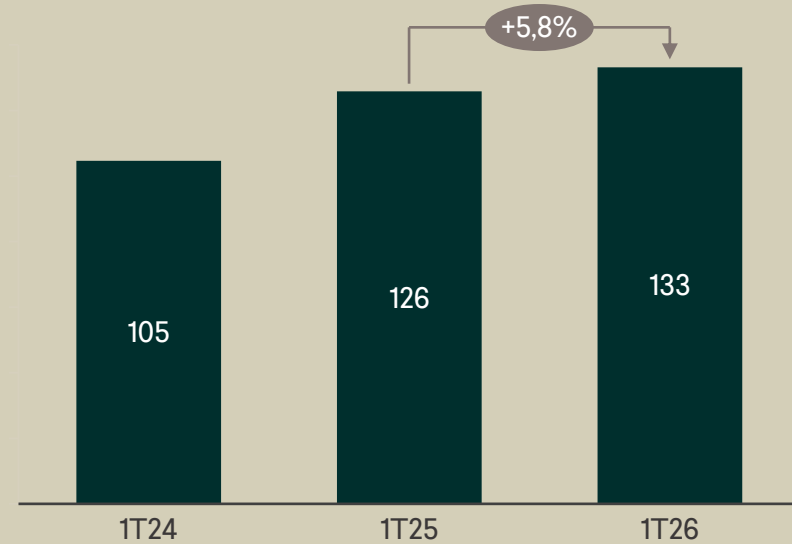
Receita Líquida

(R\$ MM)



EBITDA

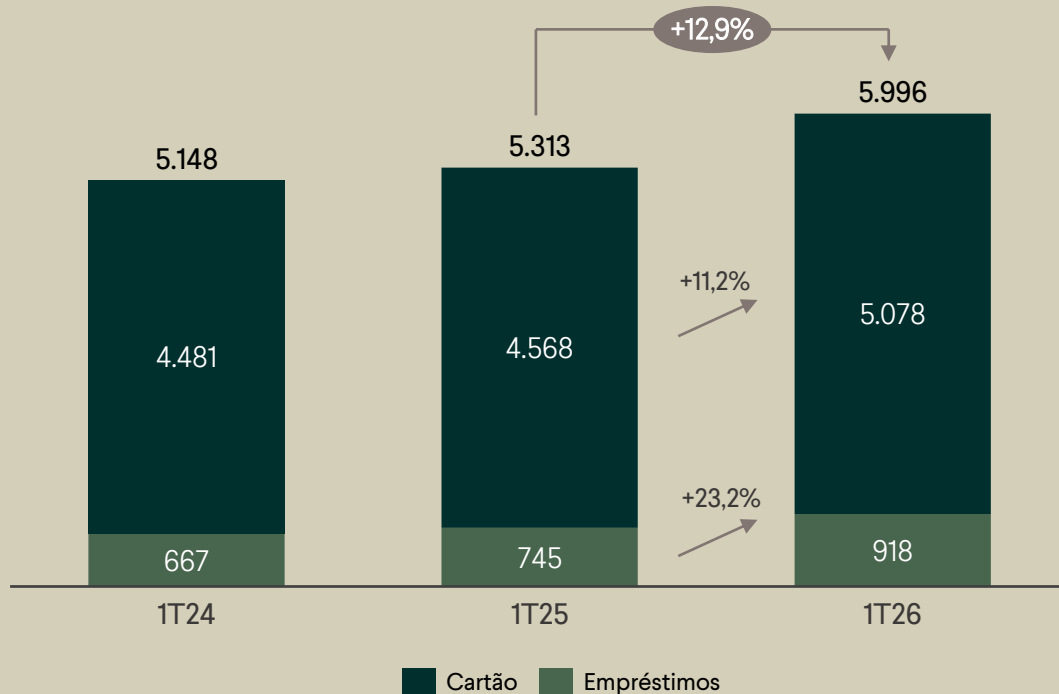
(R\$ MM)



Expansão diligente da carteira de crédito

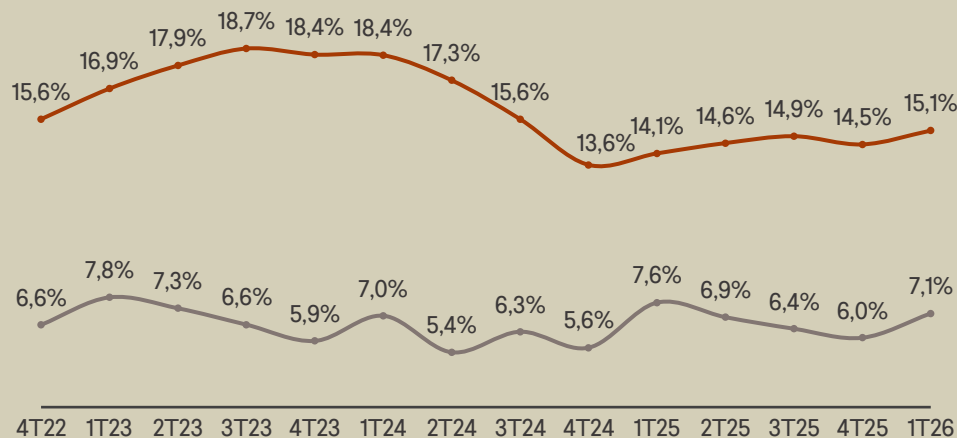
Carteira de Crédito Total – até 360 dias

(R\$ MM)

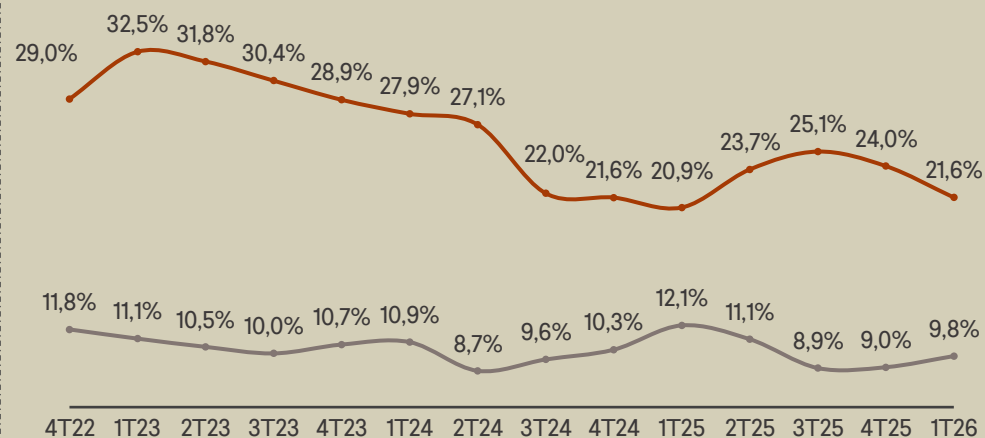


Disciplina na gestão com manutenção de patamares saudáveis de inadimplência

Cartões



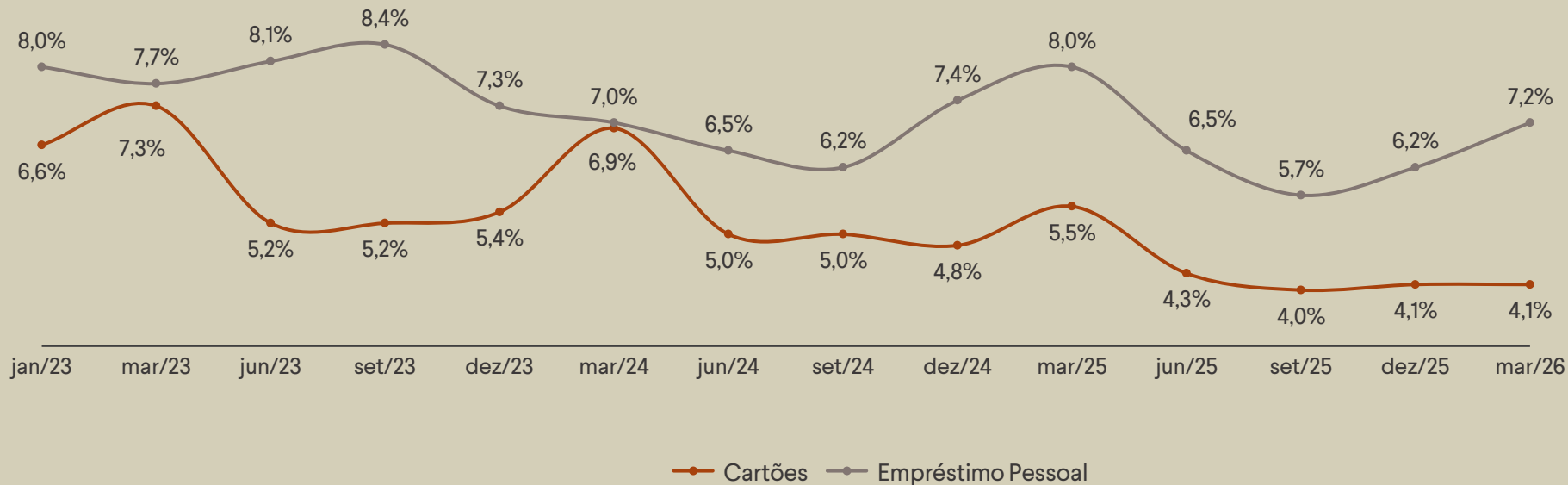
Empréstimos




— Acima de 90 dias (carteira até 360 dias) — 15 a 90 dias (carteira até 360 dias)

Novas safras com comportamento saudável, reforçada com *FPD* (*First Payment Default*) controlado

FPD Cartões e Empréstimo Pessoal





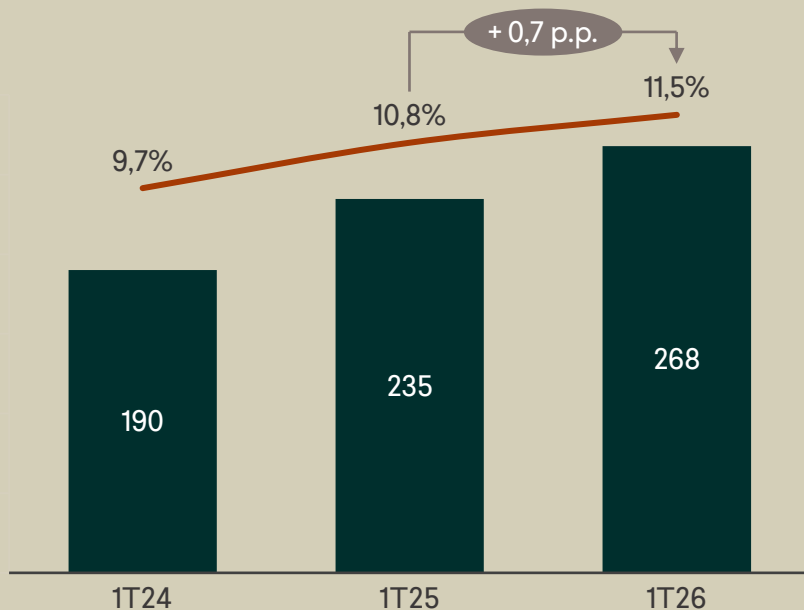
04

DESEMPENHO
CONSOLIDADO

Forte disciplina na execução e entrega de resultados

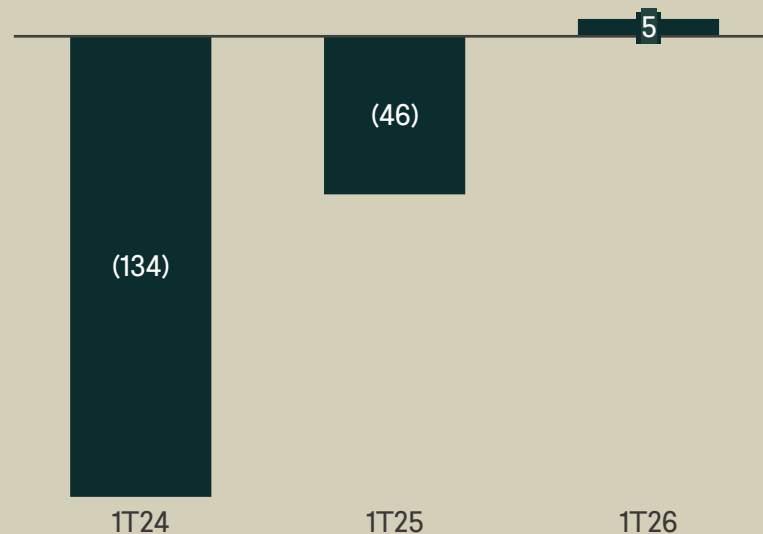
EBITDA Consolidado

(R\$ MM)



Lucro Líquido

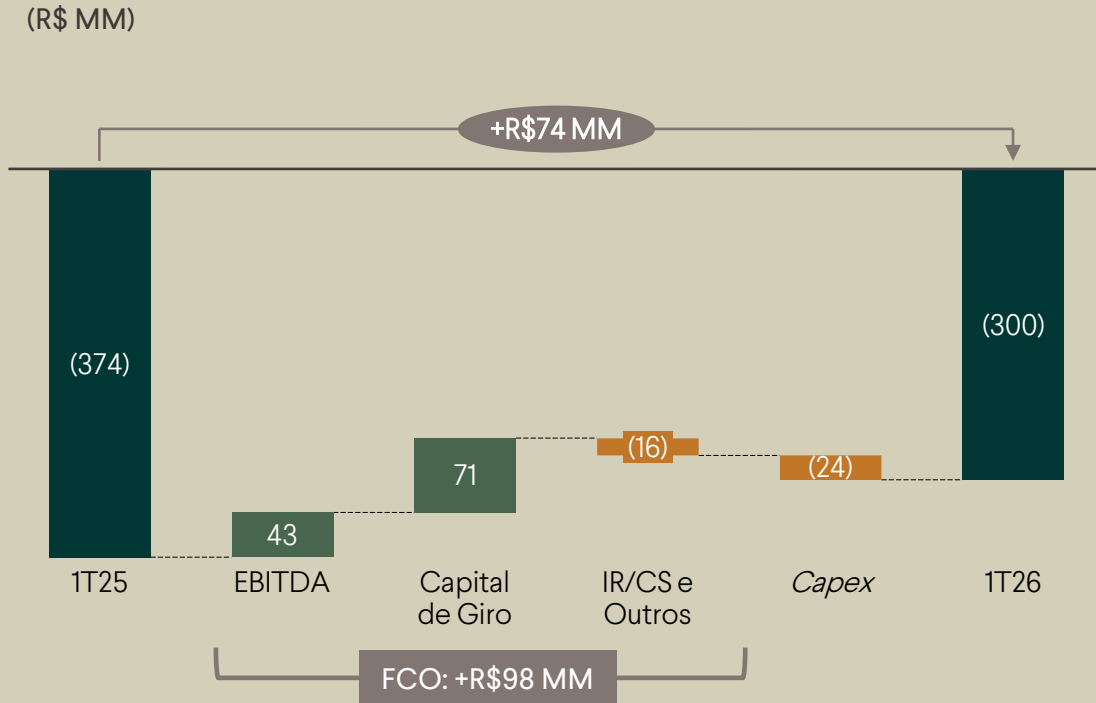
(R\$ MM)



Nota: os dados do 1T25 e 1T24 Consolidado excluem os números do Midway Mall

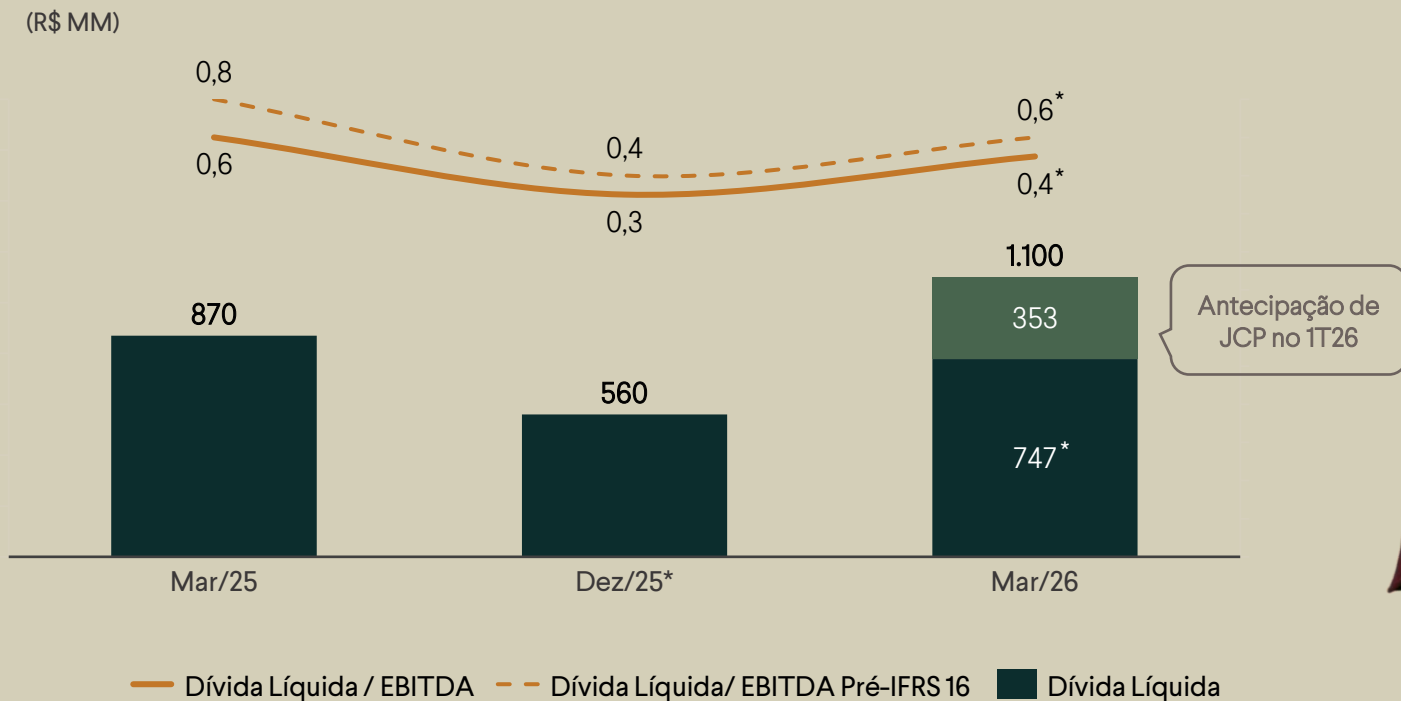
Fluxo de Caixa Livre

Geração de Caixa Operacional impulsionada por melhor gestão do capital



Alavancagem Financeira

Posição financeira sólida e patamar saudável de endividamento



* Dívida Líquida e Alavancagem em bases comparáveis (ex-venda do Midway Mall e JCP)



Traduzindo a Nossa Ambição

Crescimento consistente do SSS de Vestuário

Expansão da receita impulsionada por abertura e modernização da base de lojas

Continuidade na expansão da Margem Bruta de Vestuário

Midway como alavanca relevante de crescimento, com ~30% de participação nos resultados

Crescimento do Lucro Líquido superior ao EBITDA

Evolução contínua do retorno sobre o capital



RIACHUELO

Q&A



RIA CHU ELO

ri@riachuelo.com.br | riachuelo.com.br/ri



RIACHUELO

RIA

1Q26 RESULTS


IMPORTANT

This presentation contains forward-looking statements regarding the business outlook, estimates of operating and financial results, as well as growth prospects of Guararapes-Riachuelo. These are merely projections and, as such, are based solely on the expectations of Guararapes-Riachuelo's management regarding the future of the business and its continued access to capital to finance the Company's business plan

These forward-looking statements depend substantially on changes in market conditions, government regulations, competitive pressures, the performance of the sector and the Brazilian economy, among other factors, in addition to the risks described in the disclosure documents filed by Guararapes-Riachuelo and are, therefore, subject to change without prior notice

Incrívelmente Brasil



A woman with long dark hair is wearing a bright yellow trench coat. A blue and white striped necktie is draped over her shoulder. She is looking off to the side with a slight smile.

01

OPENING REMARKS



We progressed further in our transformation...



Strategy continuity supports a strong start to 2026

1Q26 Highlights



+10.1% Apparel SSS
11 consecutive quarters of growth



54.9% Apparel gross margin
+1.2 p.p. vs. 1Q25
10 successive quarters of growth



R\$135 million Retail EBITDA
+23.7% vs. 1Q25 and 8.1% Retail EBITDA margin
Best margin in the last 9 years



R\$133 million Financial Operation EBITDA
+5.8% vs. 1Q25 in another consistent quarter

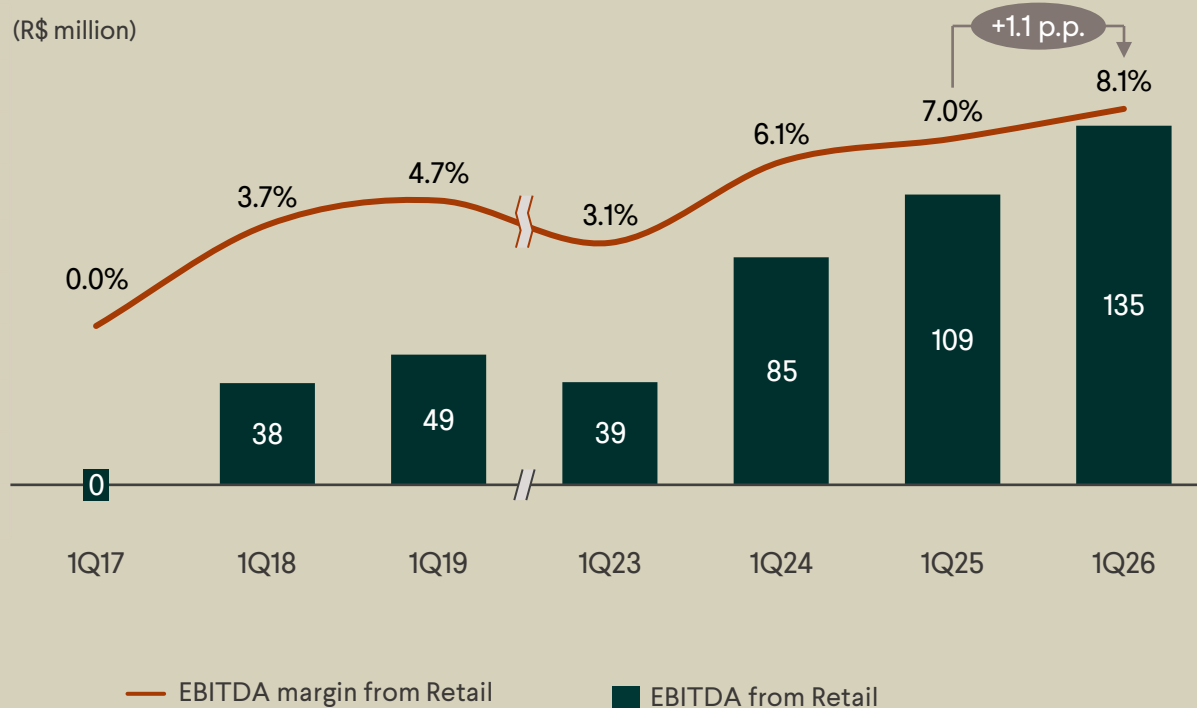


R\$268 million Consolidated EBITDA
+14.1% vs. 1Q25
11.5% Consolidated EBITDA margin, +0.7 p.p. vs. 1Q25



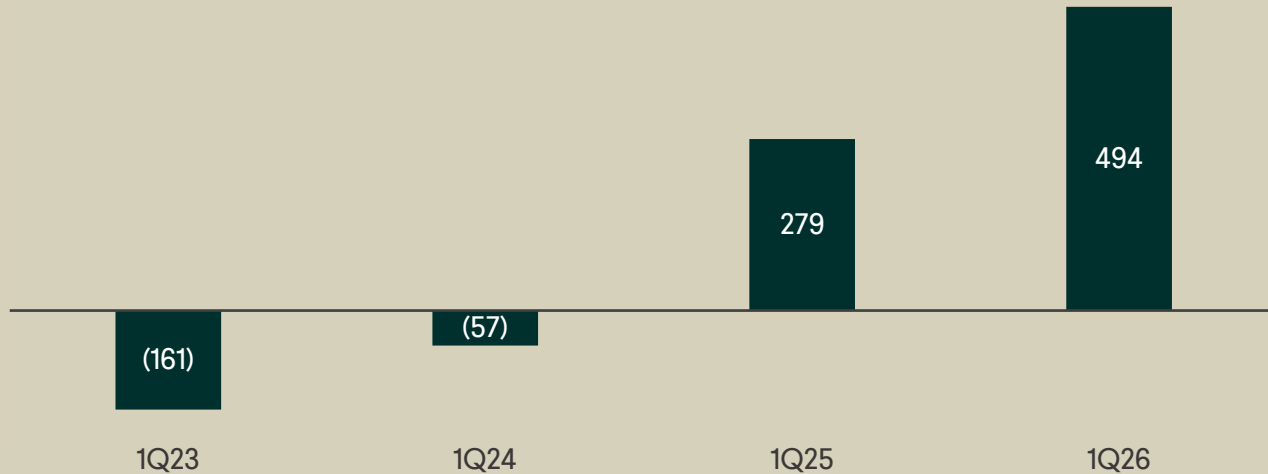
R\$5 million Net income
Record net income in the last 6 Years, reversing the loss

Best EBITDA margin from Retail in the last 9 years for a first quarter



Record LTM Net Income for a first quarter

(R\$ million)



■ Consolidated net income in the last 12 months, on a comparable basis



Pillars of the Strategy

Cycle of growth and return



Evolution of the in-store experience



Evolution in fashion and product



Read our
2025 Integrated
Report



Our fashion is

Impact

30,000+
employees

67% women, of whom
42% in c-level roles

64% Black people
44% in leadership roles

Legacy

193,000+
Employees in the national
garment production chain

Pró-Sertão:
94 workshops
2,800+ formal jobs

Agro-Sertão:
270+ hectares restored
169+ tons of agroecological
cotton since 2021

Eco-Efficient

100% renewable
electricity in
national operations

'A' in Climate
Leadership from CDP

115,000+ more
sustainable **pieces**
launched and traceable via
blockchain

Power

10 projects supported in 7
Brazilian states

R\$1.6 billion
paid in taxes, duties and
contributions for
generating shared value

Reflecting this new journey, we
climbed 24 positions in

ISE B3

We are among the top 30 publicly-held
companies in corporate sustainability in Brazil



Translating Our Ambition

Consistent growth of Apparel SSS

Revenue growth driven by store openings and modernization of the store base

Continued expansion of Apparel gross margin

Midway as an important driver of growth, accounting for ~30% of the results

Net income growth outpacing EBITDA growth

Continuous increase in return on capital

Incrivelmente Brasil



02

RETAIL PERFORMANCE

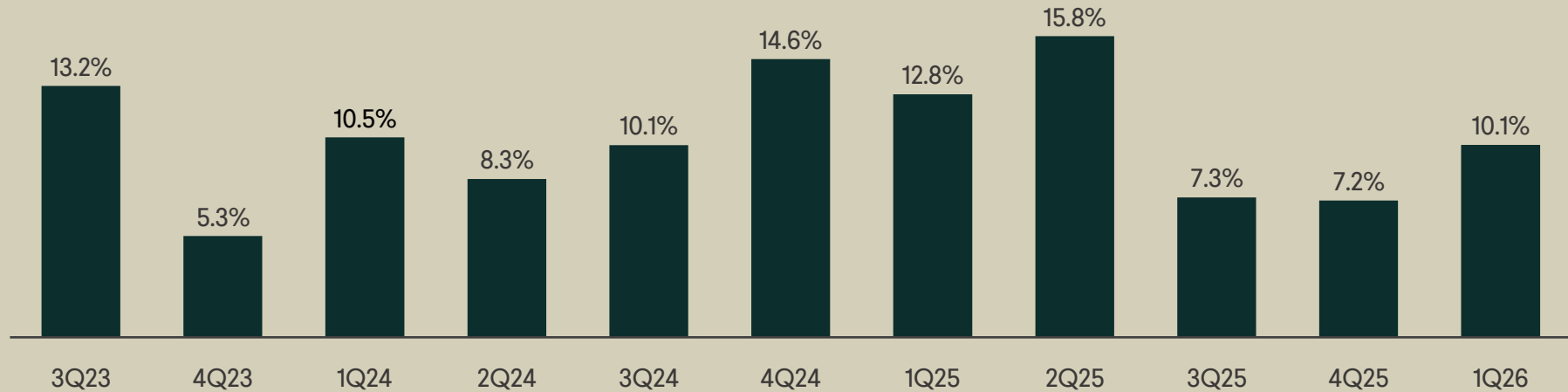
RIACHUELO

RIA
UltraFresh®
UltraSoft®
D-Ultras®
RIACHUELO
UltraCotton®

hacermonte Brasil

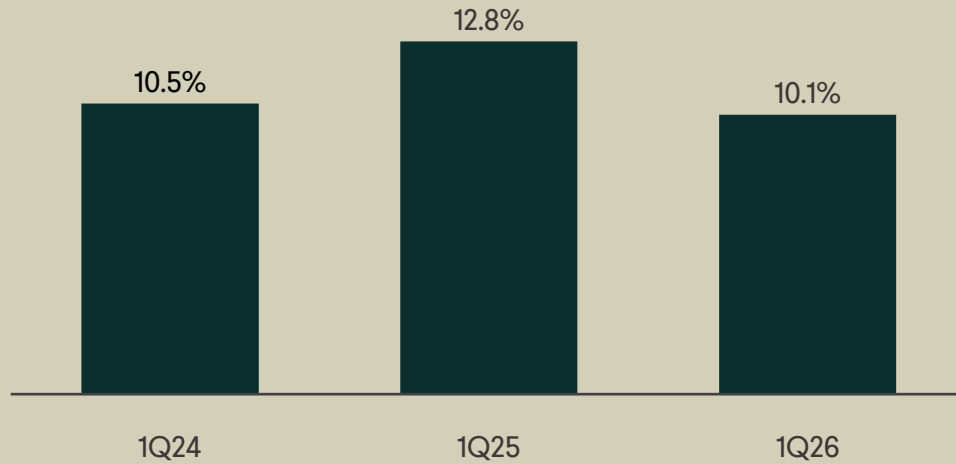
Apparel SSS

11 consecutive quarters of growth underscore the strength of our value proposition



Apparel SSS

Growth above 10% in the last 3 years

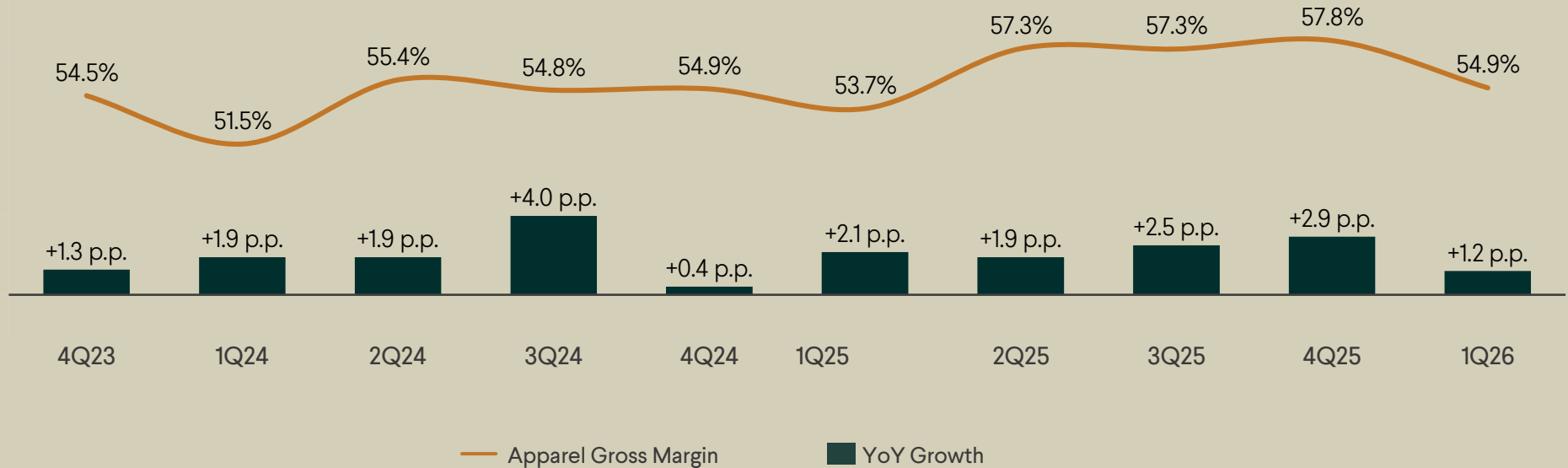


Apparel SSS of
39% in
1Q26 vs. 1Q23



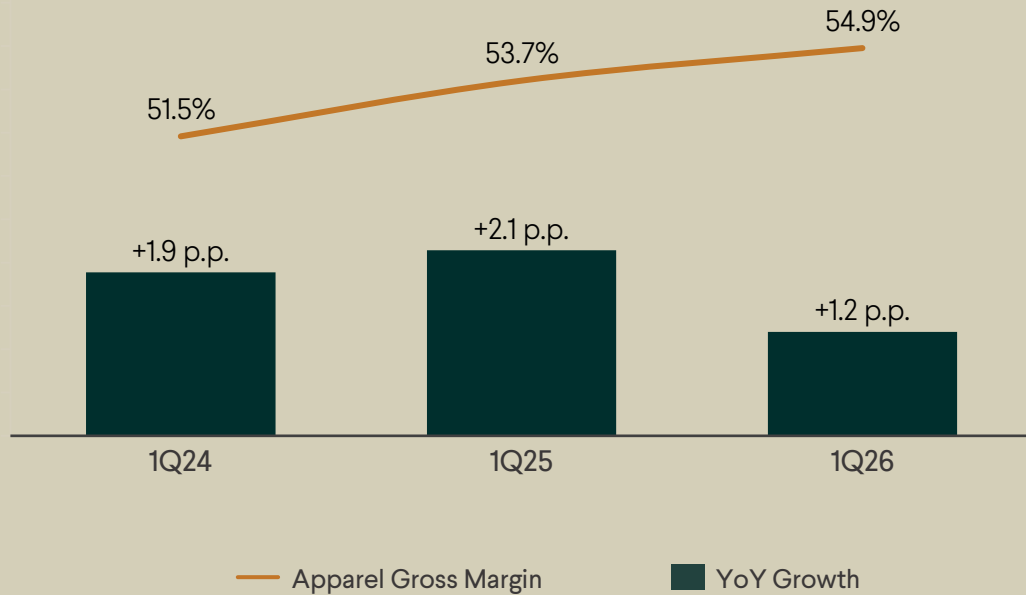
Apparel Gross Margin

10 successive quarters of expansion underline the power of our integrated supply chain



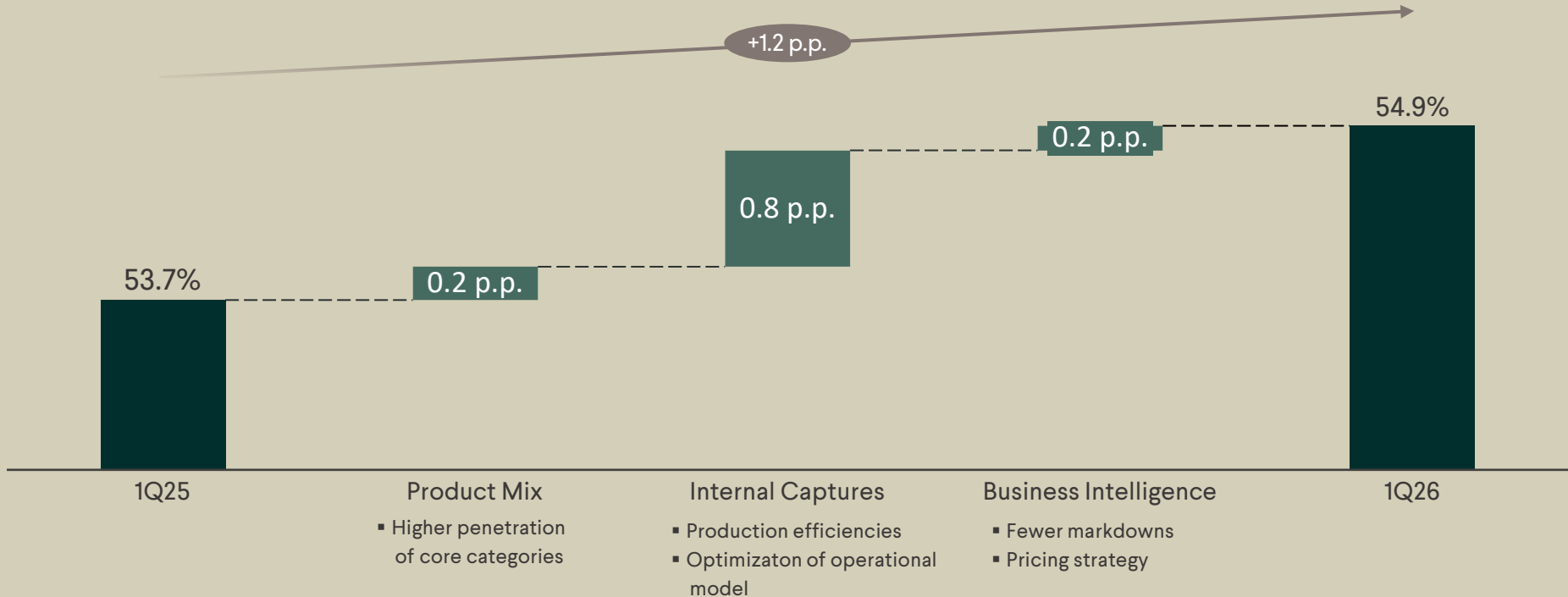
Apparel Gross Margin

5.2 p.p. increase in the last 3 years



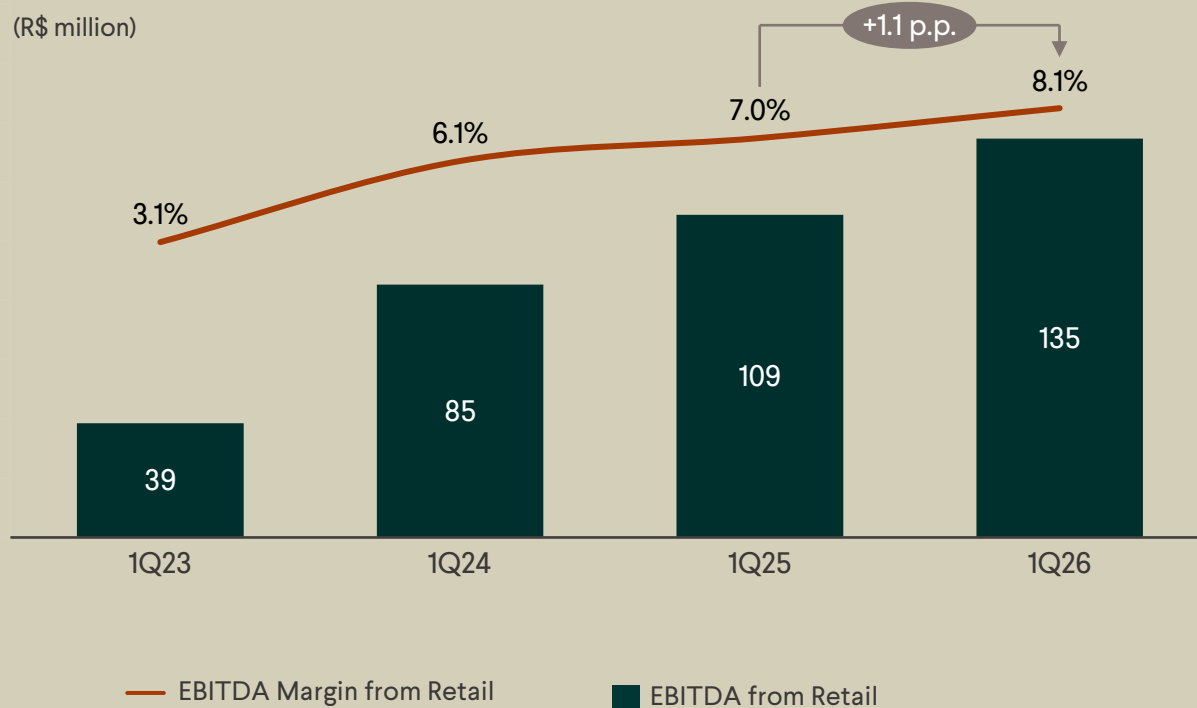
Evolution of Apparel Margin


Clear levers and disciplined execution drive efficiency and consistent margin gains



Retail EBITDA

Record EBITDA margin from Retail in 1Q26





03

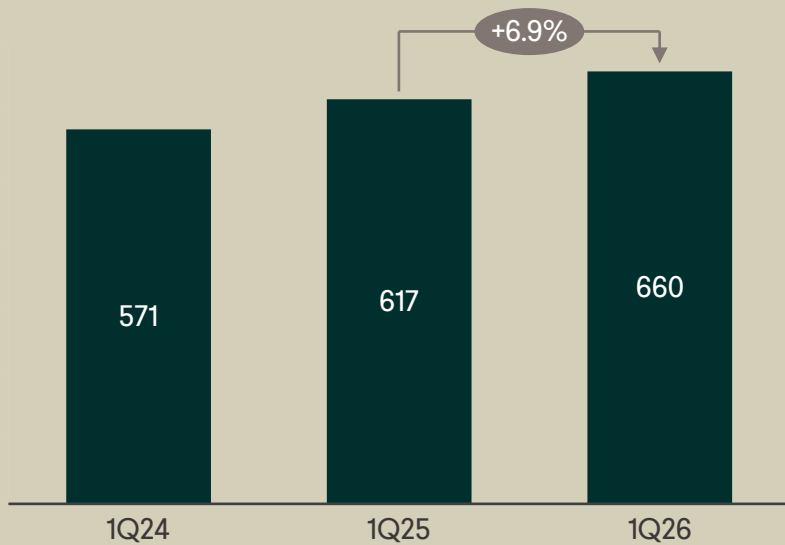
FINANCIAL SERVICES



Consistent Revenue and EBITDA growth

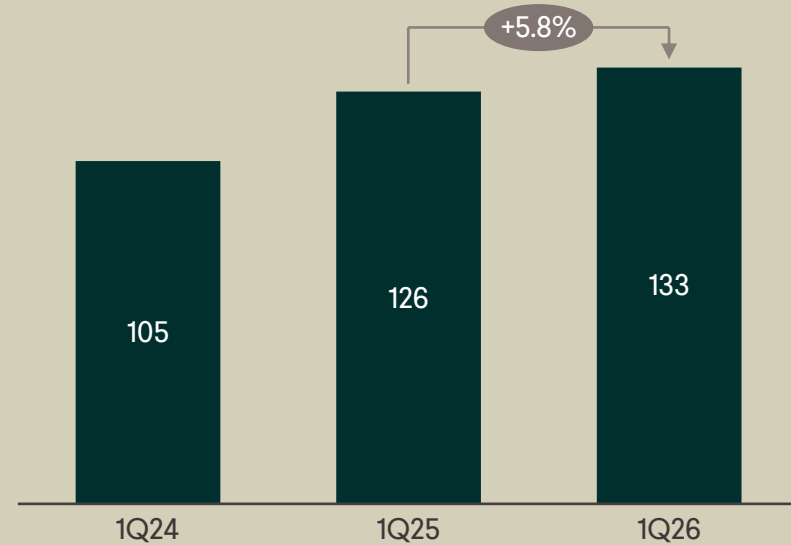
Net Revenue

(R\$ million)



EBITDA

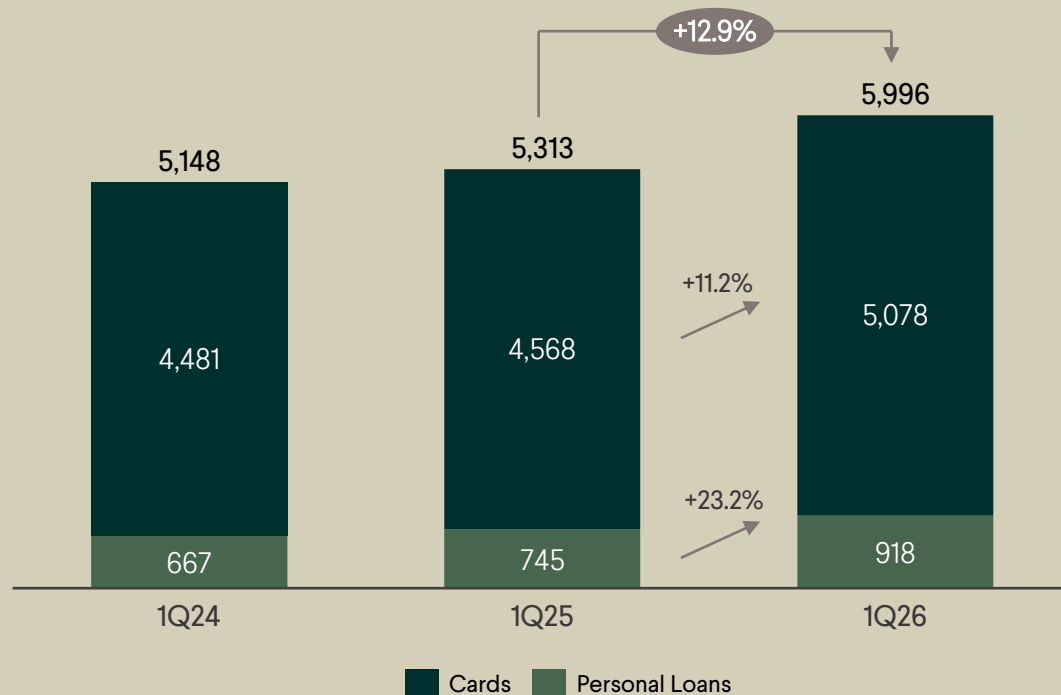
(R\$ million)



Disciplined expansion of credit portfolio

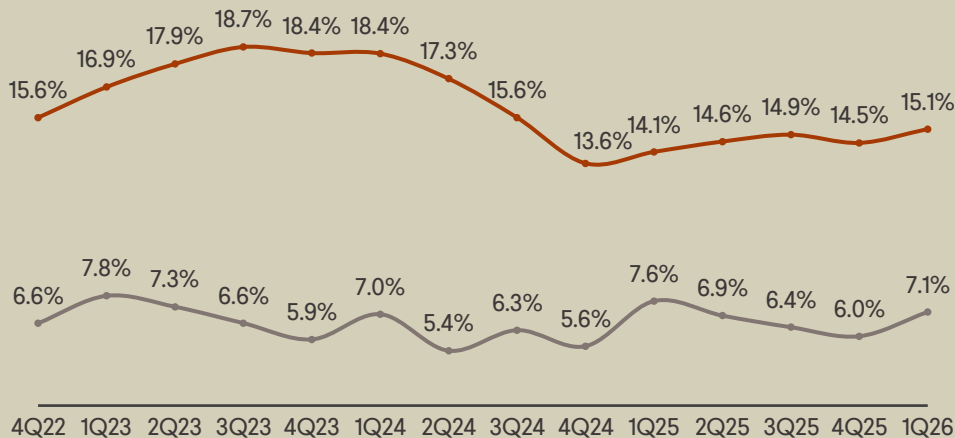
Total Credit Portfolio – up to 360 days

(R\$ million)

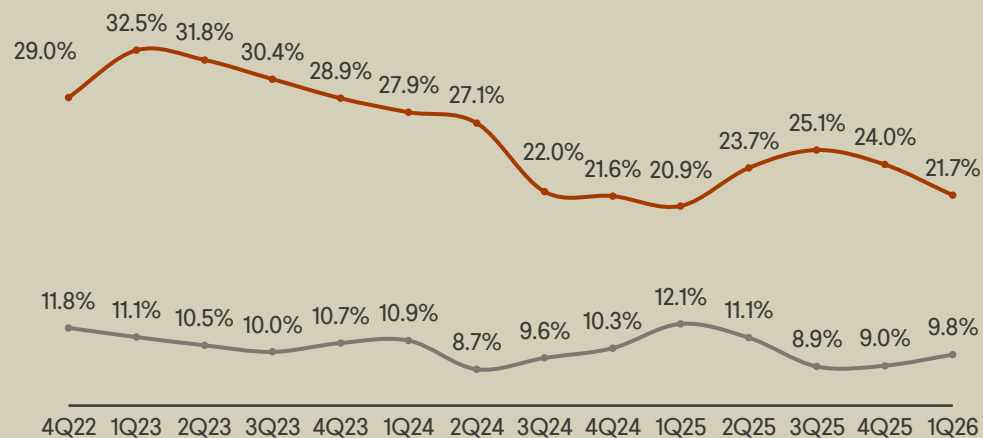


Disciplined management that maintains healthy delinquency rates

Cards



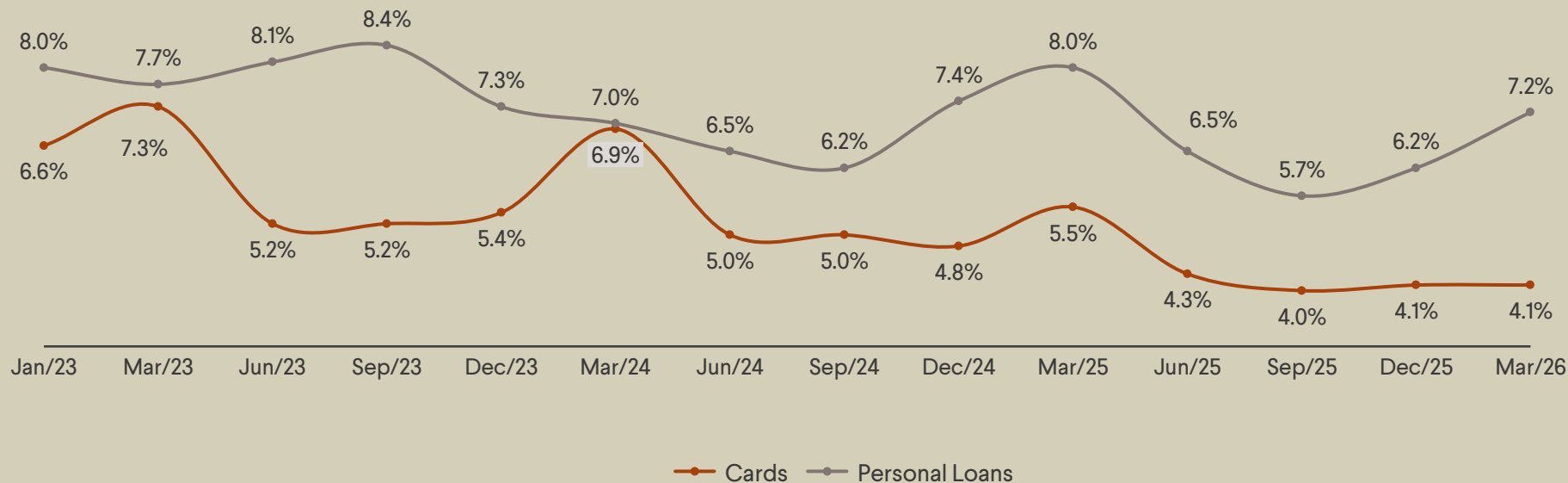
Personal Loans




— Over 90 days (portfolio of up to 360 days) — 15 to 90 days (portfolio of up to 360 days)

New vintages at healthy levels, supported by controlled FPD (First Payment Default)

FPD Cards and Personal Loans





04

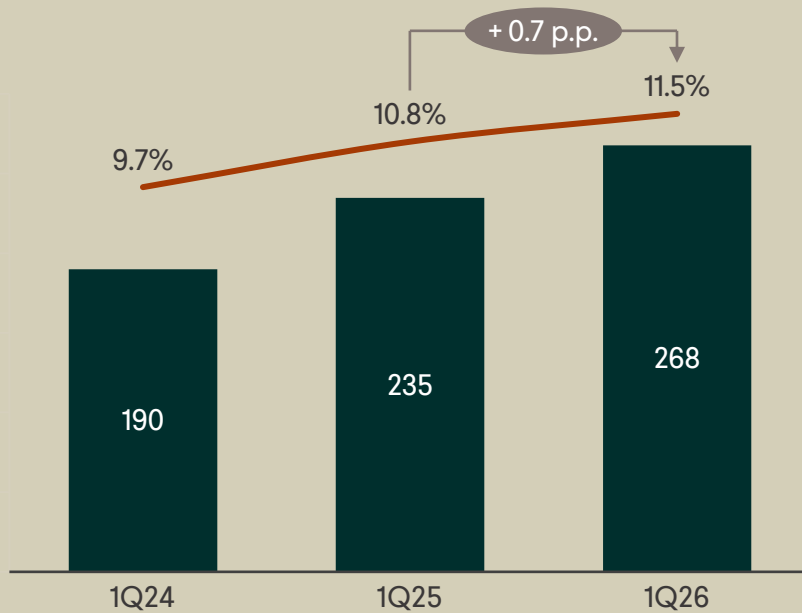
CONSOLIDATED PERFORMANCE



Highly disciplined execution and delivery of results

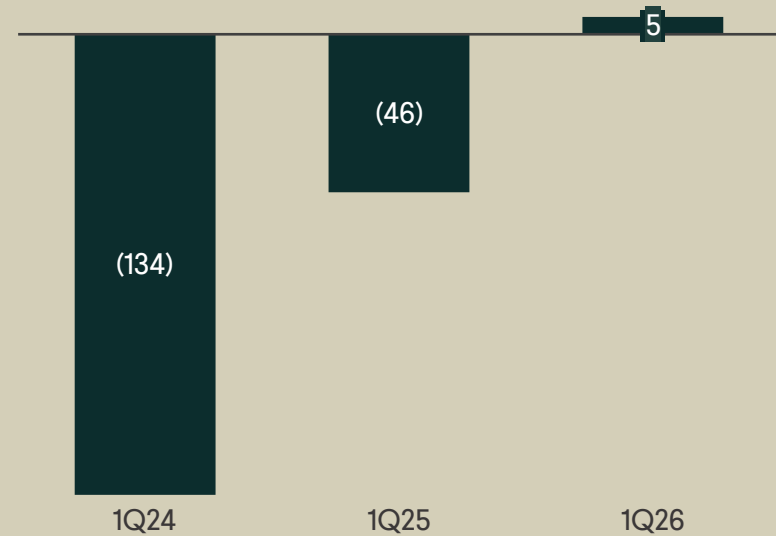
Consolidado EBITDA

(R\$ million)



Net Income

(R\$ million)

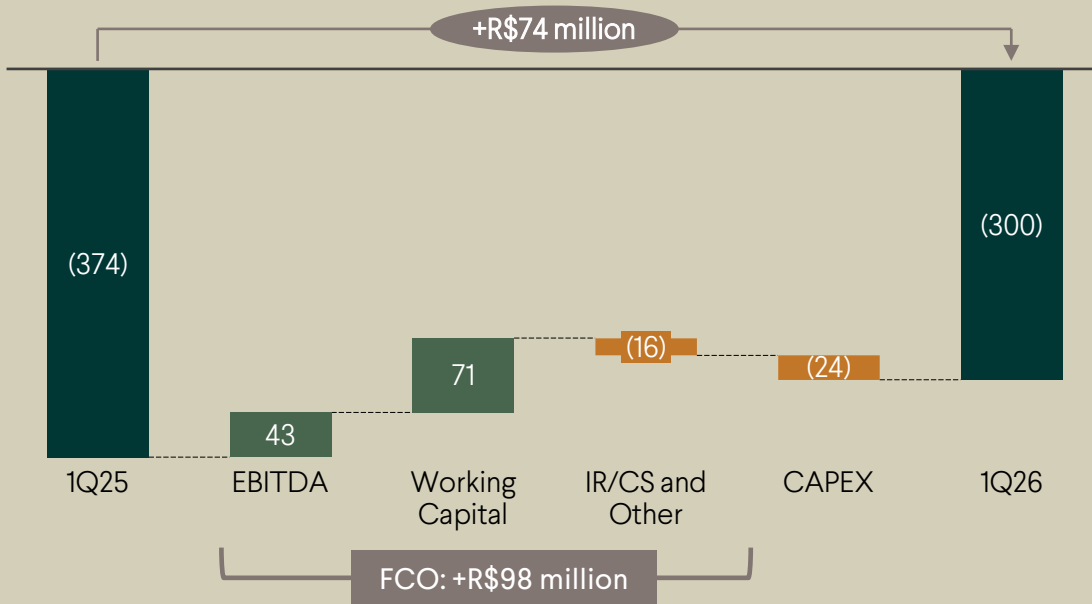


Note: Consolidated 1Q25 and 1Q24 data excludes Midway Mall numbers

Free Cash Flow

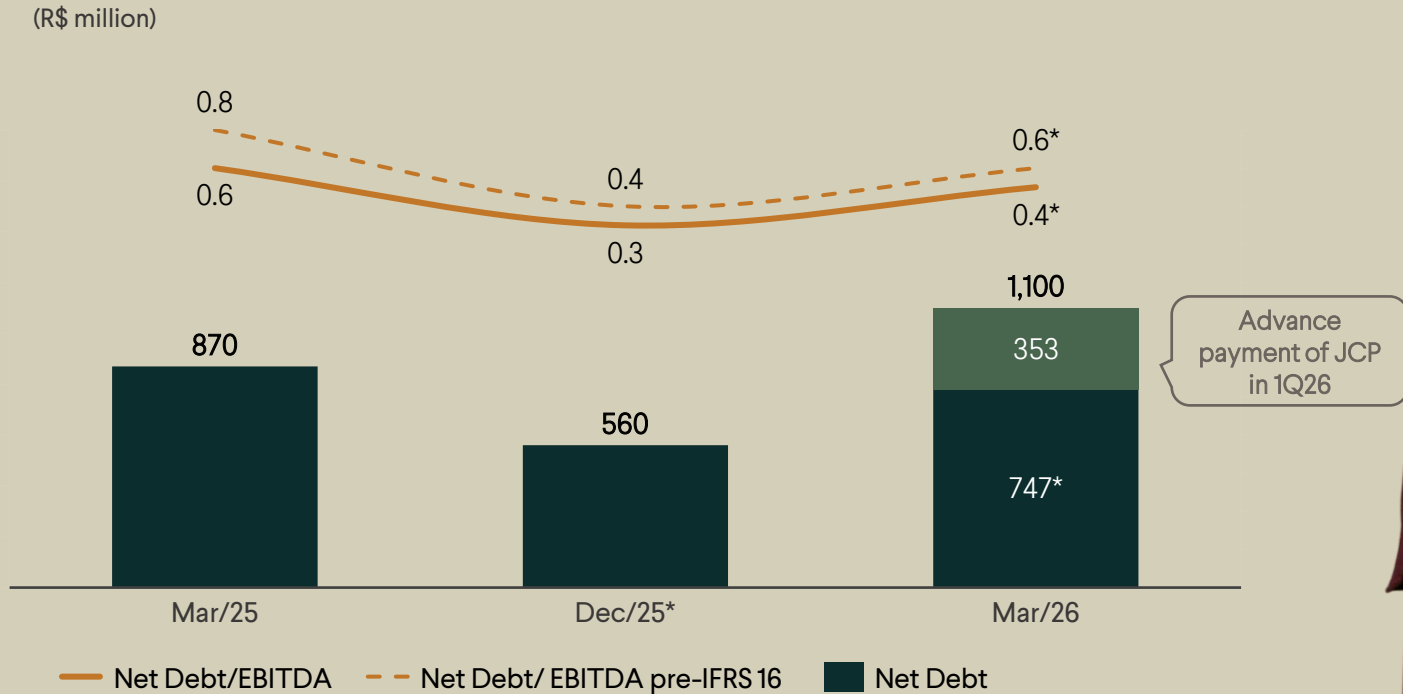
Operating cash flow driven by improved capital management

(R\$ million)




Financial Leverage

Solid financial position and healthy debt level



* Net Debt and Leverage on a comparable basis (excluding the sale of Midway Mall and JCP)



Translating Our Ambition

Consistent growth of Apparel SSS

Revenue growth driven by store openings and modernization of the store base

Continued expansion of Apparel gross margin

Midway as an important driver of growth, accounting for ~30% of the results

Net income growth outpacing EBITDA growth

Continuous increase in return on capital

Incrivelmente Brasil



RIACHUELO

Q&A



RIA CHU ELO

ri@riachuelo.com.br | riachuelo.com.br/ri

