


mov(da

FINANCIAL
STATEMENTS



2024



Guarulhos Airport

(A free translation of the original in Portuguese)

FINANCIAL STATEMENTS 2024

Contents

Management Report.....	3
Monitoring of projections and estimates disclosed by the Company	29
Report of independent auditors on the individual and consolidated financial statements.....	30
Balance sheets	36
Income statements	38
Statements of comprehensive income	39
Statements of changes in equity.....	40
Statements of cash flows - Indirect method.....	41
Statements of value added.....	42
Explanatory notes to the individual and consolidated financial statements	43
Statement of the Management on the individual and consolidated financial statements	120
Statement of the Management on the report of independent auditors	121
Annual report of the Statutory Audit Committee	122

ADJUSTED NET INCOME¹ OF R\$ 305 MILLION IN 2024 AND ROIC OF 12.3%, WITH VALUE CREATION EXPANSION – 3.5 P.P. SPREAD OVER COST OF DEBT

Net Revenue

Consolidated

Record!

R\$ **13.481 B**

Rental

R\$6.639 B **↑ +30%**

EBITDA

Consolidated

Record!

R\$ **4.701 B**

Rental

R\$4.598 B **↑ +41%**

Adj. EBIT¹

Consolidated

Record!

R\$ **R\$ 2.652 B**

Rental

R\$2.621B **↑ +62%**

Fleet (cars)

Total (end of period)

268 K

Operational (average)

215 K **↑ +14%**

Adjusted Net Income²

R\$ **305 M**

Net Income
R\$232 M

↑ +R\$551M

↑ +R\$882M

ROIC

12.3%

↑ +4.3 p.p.
vs. 2023



¹ See a detailed explanation of the adjustments on page 11.

HIGHLIGHTS BY BUSINESS LINE

HIGHLIGHTS BY BUSINESS LINE

Fleet Management and Outsourcing (GTF)



Prioritizing capital allocation in GTF

Net revenue of R\$3.4 billion, up **45.6%** vs. 2023;

EBITDA of R\$2.5 billion, up **50.7%** vs. 2023;

EBITDA margin of 74.7%, up 2.6 p.p. vs. 2023;

Average Operating Fleet of **121,000 cars** in GTF, up **18.4%** vs. 2023;

More **predictable and stable** results with **60% of the** Company's **average gross fixed assets on GTF** vs. 55% in 2023.

Rent-a-Car (RAC)¹



RAC: Evolution in the recalibration of daily rates and yield

Net revenue of R\$3.1 billion, up **15.6%** vs. 2023;

EBITDA of R\$2.0 billion, up **30.3%** vs. 2023;

EBITDA margin of 64.9%, up 7.3 p.p. vs. 2023;

Average Operating Fleet of **89,000 cars** in the RAC, up **7.3%** vs. 2023;

Early achievement of the 4.2% p.m. yield guidance for the year (**4.3% p.m.** in 4Q24) sets a **new pricing benchmark** and restores **profitability**.

Used Cars



Productivity Gains in Used Cars

Net Revenue of R\$6.8 billion, up **30.8%** vs. 2023;

103,700 cars sold, up **36.1%** vs. 2023;

EBITDA margin of 1.5% in 2024, reflecting accuracy in depreciation rates and a return to normalized results.

Improved liquidity in the car mix, with **hatchback models** accounting for 66% of inventory in 2024, up from 41% in 2023

MESSAGE FROM MANAGEMENT

We are **very excited** about the **results achieved in 2024**, with **healthy levels of revenue, EBITDA and operating margins**. We extend our gratitude to our **Customers for their trust** and especially to our **People, over 6,000 employees** who, through **commitment and determination**, are responsible for these **achievements and for much more to come**. We also extend our gratitude to our **suppliers and Shareholders for being part of MOVIDA's evolution**.

In 2024, **adjusted net income** was **R\$305 million**, reversing last year's loss. Our **ROIC for the year** stood at **12.3%**, up **4.3 p.p.** compared to 2023 and **3.5 p.p. above the company's average cost of debt**. These results, combined with **the new level of operational efficiency**, **demonstrate the Company's significant transformation with great potential for value creation for shareholders**.

We closed the year with a total fleet of **268,000 vehicles** and **net revenue of R\$13.5 billion**, an increase of **30.4%** compared to 2023. We posting **EBITDA of R\$4.7 billion in 2024**, an increase of **33.5%** in the period over the previous year. **Rental results grew at an even stronger pace**, with net revenue of **R\$6.6 billion, up 29.9%** vs. 2023, and **EBITDA of R\$4.6 billion, up 41.2%** in the same period, while our average operating fleet grew by only 13.7%. This underscores **the efficiency gains** and the optimization **of returns on invested capital**. EBIT increased even further, up **46.2%** vs. the previous year to reach **R\$2.7 billion** in 2024, **further strengthening profitability**.

As a demonstration of our **commitment to creating value** for our shareholders, we made **steady progress** on a number of operational indicators and have met all the 2024 strategic planning **guidance ahead of schedule**. Our top priorities were: i) **recalibrating RAC daily rates**; ii) **improving productivity for Used Cars Sales**; and iii) improving the predictability and stability of results by **increasing the share of the GTF segment**. By 2Q24 we had already achieved the **targets set for Used Cars and GTF**, and in 3Q24 we also **met the RAC guidance**, with the **yield increasing from 3.8% p.m. in 3Q23 to 4.2% p.m. in 3Q24** due to the ongoing price recalibration actions. These results further improved in 4Q24, reaching a **yield of 4.3% p.m.**.

Our **2025 strategic priorities** aim to expand **value creation** and maintain **capital allocation discipline**, with: (i) continued **price recovery** and rising yields in both RAC and GTF; (ii) sustained **productivity** in Used Cars; (iii) continuation of actions focused on **operational efficiency**, with improvements in revenue and cost reduction; iv) prioritization of **leverage reduction** through operational cash generation and debt management. The **swift execution** of this strategic plan is already reflected in the strong preliminary results for the **first two months of 2025**, with **net income of R\$42 million— 2x** the amount recorded in the same period last year. This performance was driven by the company's operational efficiency, with **rental net revenue growing more than 26%** in the same period.

We highlight the strong performance of Fleet Management and Outsourcing (**GTF**), with **new contracts signed at higher price levels, yielding between 3.2% and 3.4% p.m.**, demonstrating the continued **strong demand in the market**. We ended 2024 with a **total fleet of 147,000 vehicles**, up **12.1%** vs. 2023. These contracts represent a future revenue backlog of R\$6.8 billion, which will contribute to earnings growth in the coming quarters. Capital invested in GTF **accounted for 60% of the company's total average gross fixed assets** in 2024, and we expect to **maintain the strong share** of long-term products, ensuring **predictable and resilient** consolidated results, further strengthened by the **new price adjustments** made throughout 2024.

GTF **net revenue** reached **R\$3.4 billion** in 2024 (+45.6% vs. 2023), with **EBITDA of R\$2.5 billion** (+50.7% vs. 2023), driving an **EBITDA margin** expansion from 72.1% to **74.7%** over the same period. The average

monthly revenue per vehicle stood at R\$2,616 in 2024, up 21.3% vs. 2023, reflecting **disciplined pricing** and **successful execution of new contracts** in the segment.

Throughout 2024, we carried out multiple initiatives to **gain operational efficiency** and improve RAC **profitability**. **Net revenue** in 2024 reached **R\$3.1 billion, up 15.6% vs. 2023**. **EBITDA** totaled **R\$2.0 billion**, growing **30.3%** over the same period, with an **EBITDA margin of 64.9%**. The **total RAC fleet** reached 116,000 cars and **we increased the number of rental days by 3.2%** in 2024 vs. 2023 and by **0.2%** in 4Q24 vs. 4Q23.

We continued our **price recovery efforts** and recorded an increase in the consolidated rental rate. This upward trend established a new pricing benchmark, with an **average daily rate of R\$151** in 4Q24, driving **highly healthy** operating margins. Sustaining this performance in both monthly and occasional rental products **will further boost results in the coming quarters**. As a result, we made **significant profitability gains**, with **yield increasing from 3.9% in 4Q23 to 4.3% in 4Q24**.

In **Used Cars**, we **sold more than 103,000 cars** in the year, generating **R\$6.8 billion in net revenue in 2024**. The **EBITDA margin** stood at **1.5%** in 2024, reinforcing our accuracy in estimating the residual value of our cars. **Fleet depreciation rates** gradually **normalized** throughout 2024, reaching a stable annualized depreciation of R\$6,464 per vehicle in RAC and R\$9,968 per vehicle in GTF by 4Q24. We are confident that these levels provide **stability to margins** and allow for **better visibility of the profitability** of the business. We **improved liquidity in the car mix**, with hatchbacks accounting for **66%** of inventory in 2024 vs. **41%** in 2023, supporting **asset turnover**.

Our debt management strategy remained active in 2024, **extending debt duration and reducing financial expenses**. In addition to bond repurchases, we conducted market and bilateral issues, **raising a total of R\$7.5 billion throughout the year**, reinforcing our **strong access to funding sources**. Our most recent issue in December was a **R\$1 billion** debenture, with R\$500 million maturing in **four years at CDI +2.3% p.a.** and R\$500 million maturing in **seven years at CDI +2.7% p.a.**

We ended 2024 with a **strong cash position of R\$4.3 billion**, which places us in a comfortable position to continue executing our strategic plan. **We have no significant debt amortization concentrations** in the next 24 months, and our **supplier payment schedule** is now **further extended**. **Deleveraging** remains a **key driver of sustainable value creation**, and we have already reduced our net debt/EBITDA ratio from **3.2x in 1Q24 to 3.0x in 4Q24**.

These indicators give us **confidence** to continue **executing** our strategic plans **with great discipline**, further advancing operational excellence while **maximizing asset value and ensuring adequate value creation** for our shareholders and customer satisfaction—an equation that guarantees the sustainable and long-term growth of our business.

People are Movida's greatest asset. I sincerely thank our **employees for their contributions and for everything we will continue to build together**. Special thanks to **Pedro Almeida**, who served as our CFO for the past two years and is now stepping in as CEO of our operations in Portugal. We warmly welcome **Daniela Sabbag**, our new CFO and IRO, who will help drive the company forward and capture the full potential of what we have built. **To our shareholders, suppliers and customers, thank you very much for your trust.**

Gustavo Moscatelli | CEO

1) Movida: Movida for you

Founded on October 1, 2014, Movida Participações S.A. consolidates the activities of RAC - Rent a Car - and GTF - Fleet Management and Outsourcing. Since its inception, the company has been working to delight the customer with technology and innovation, in order to build a long-lasting relationship.

Movida's activities are based on these two businesses - RAC and GTF. Operations are integrated through a permanent process of renewal of the operational fleet, with the retirement of assets and consequent sale of used vehicles in the company's own stores, under the Movida Seminovos brand, as well as through other sales channels. By the end of 2024, the Company owned more than 268,000 vehicles, 122,000 of which in the RAC division and 146,000 in GTF.

RAC - Rent a Car

The RAC operation provides light vehicle rental services on a daily and monthly basis for up to 12 months for individuals and companies. By the end of 2024, the Company had 259 service locations in every state and in the major airports in the country.

With a focus on value-added services, customers are offered differentiators such as: a 27-hour daily rate, free mileage, automatic toll service to reduce the time customers spend waiting in line - a partnership with Sem Parar, youth rentals for those over 19, and a pioneering offer in the sector that has allowed customers to pay through PIX since 2021. One step ahead of market trends, the company has developed Movida Aluguel Mensal (Monthly Rental), a fully digital and flexible rental platform with added service and economic benefits. Movida has been a pioneer in sustainable initiatives such as Carbon Free - a program created in 2009 to neutralize carbon by planting trees - which can be contracted at the time of rental.

In terms of customer-centric innovation, Movida is investing in digitalization and optimizing the customer experience, with initiatives such as QR Code Pickup and Web Check-in, which streamline in-store service time and enable even greater efficiency. It also offers a mobile application on the main systemic platforms, with a growing presence on social networks and a service via ChatBot, using state-of-the-art artificial intelligence tools to optimize the car rental experience. In 2023, Movida expanded the use of tablets for the delivery and return of vehicles throughout Brazil, reducing the time taken for this operation from 15 minutes to 4 minutes at its service locations. In 2024, Movida launched Movida Express, allowing customers to pick up their cars directly from the parking spot, as well as self-service kiosks and queue ticket kiosks for in-store service.

Focused on meeting customer needs, Movida's Quality Management department specializes in identifying opportunities, improving customer service journeys, and enhancing customer experience with the company's products and services. It has a multifunctional call center, specialized and focused on service excellence, operating 24 hours a day. It also offers customer service via WhatsApp, an app that is constantly updated with the best user experience trends, and an easy-to-navigate website designed to speed up the purchase process. The Net Promoter Score (NPS), which measures customer satisfaction, continues to improve, reaching 85% in 2024.

With the acquisition of Movida Rent a Car, based in Portugal, in September 2022, the RAC division now also has an international arm. With a focus on occasional tourist rentals and locations near airports and downtown Lisbon, Movida Rent a Car currently adds more than 5,600 vehicles to the company's RAC fleet in a mature and highly dispersed market. Movida has been working hard to capture synergies between the businesses and restructure the Movida Rent a Car brand and visual identity to serve our customers in Portugal as well.

In addition, Movida launched SAT in 2022 with the aim of verticalizing vehicle tracking and 24-hour assistance and generating revenue by providing customers with a high level of service. The company focuses on technology and market intelligence to deliver greater operational efficiencies across the enterprise.

GTF - Fleet Management and Outsourcing

GTF provides car rental services based on long-term contracts with public and private corporate clients, individuals and companies. Contracts vary in length from 12 to 60 months, with an average of 30 months. Services include a fleet sizing study, including acquisition, customization and standardization of the customer's fleet, as well as rental, maintenance management, provision of temporary vehicles, replacement vehicles, documentation management and asset retirement. To control these services, customers have key performance indicators at their disposal – dashboards and management reports that offer transparency and agility in fleet management. Customers can count on various contractual arrangements, which include added services such as corrective and preventive maintenance, insurance, tire replacement, replacement vehicles for maintenance periods, as well as a wide range of vehicle makes and models.

With the quality of service in mind, in addition to strategic information tools, Movida offers a Customer Service team specifically dedicated to GTF customers, providing continuous support and answers to questions and incidents, prioritizing agility in resolving requests.

This line of business accounted for 51% of service revenue in 2024, with growth coming primarily from small and medium-sized customers. The addressable market remains promising, as the penetration of fleet outsourcing in the country is still low and the culture is gradually spreading to companies of different sizes. In addition, the allocation of capital to a company's core business is clearly important, especially during periods of low visibility such as the last few years. In 2024, the company continued to focus on transforming contract prices and adapting operational structures, as well as greater diversification – at the end of 2024, the average was 25 cars per contract with legal entities, showing the fragmentation of the customer base.

Following the merger with CS Frotas, a company specializing in the rental of special vehicles, in 2021, GTF significantly expanded its fleet, diversifying the company's corporate customer portfolio. This transaction enabled the company to enter a new market, as well as diluting its fixed costs and its bargaining power with suppliers. In 2024, CS Frotas increased its operating fleet by approximately 10.3% compared to 2023.

The Movida Car Subscription product – a subscription rental service for individuals with a contract of more than 12 months – continued in 2024 to revolutionize the relationship between using and owning a new car, maximizing the experience by reducing the bureaucracy of buying a car. The proposal is innovative for the complete package offered, which includes taxes, fees, insurance, and maintenance. Seeking to offer the shortest delivery times, Movida has developed an e-commerce service that enables 100% online contracting. The company believes that long-term monthly products will become even more relevant as Brazil continues to undergo a cultural shift that will create significant market potential over the next several years.

Used Cars

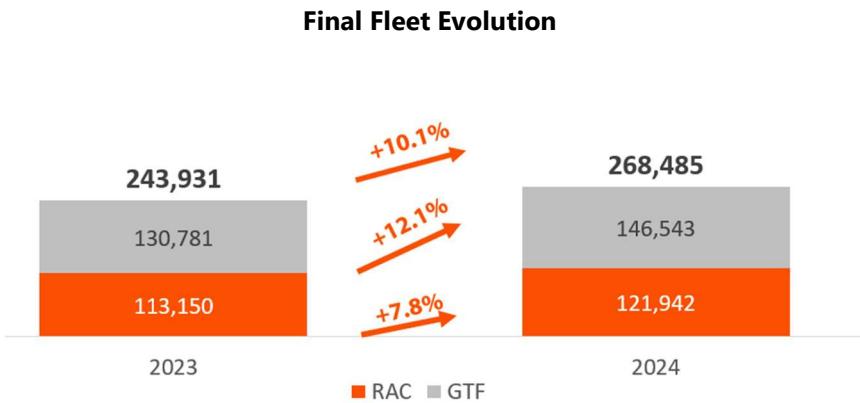
During the fleet renewal period or at the end of contracts, rental assets are put up for sale. The sale of the assets used to provide the service results in a significant residual value, which is characteristic of the business. The age, mileage, and condition of the vehicle are all factors considered when deciding whether to sell the vehicle at retail or to a dealer.

The company has focused on new pricing systems, as well as on improving the increasingly effective distribution of vehicles according to their profile, in a project with specialized consultants, in order to maximize profitability in asset sales and increase success in interactions with customers. To this end, the teams are dedicated to expanding the business in potential markets and to running an increasingly efficient operation.

In 2024, the brand **Movida Seminovos** advanced to a new level of operation, increasing sales volume with a significant share in the market of used cars from 1-3 years. Movida sells its assets through the retail market (via used car retail stores across the country) and to large wholesale groups, primarily for vehicles coming from GTF. The company also completes smaller-volume transactions with independent dealers (a model known in Brazil as atacarejo), always aiming to maximize sale value and, consequently, generate more capital to reinvest in the business. The Company provides a precautionary report for all cars sold at retail, ensuring greater security for its customers. With a focus on enhancing quality and accelerating asset turnover, new centers dedicated to vehicle preparation for sale were opened in 2024.

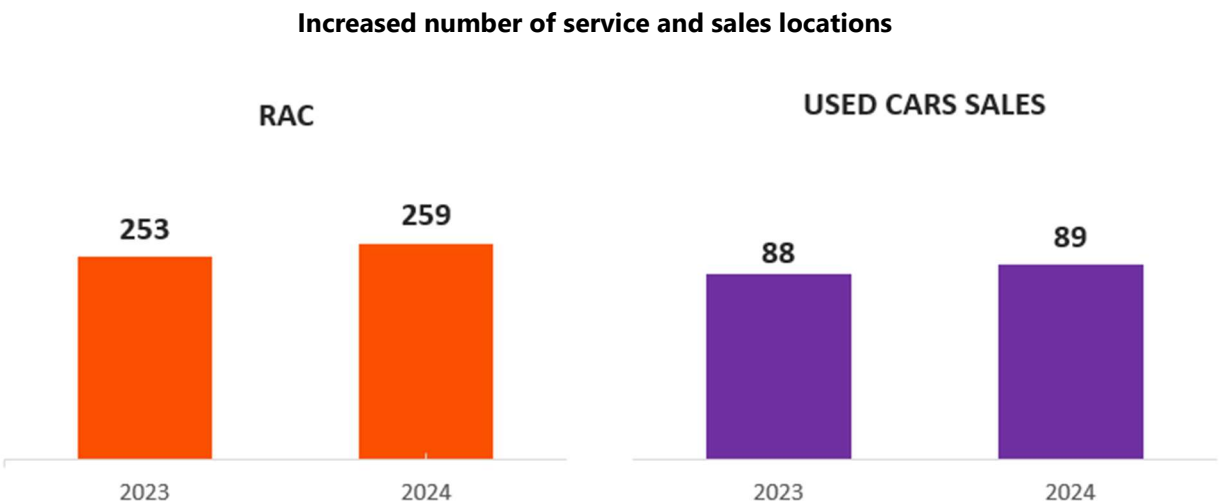
2) Fleet Evolution

Movida's strategy is based on the commitment to improve the customer's experience every day, prioritizing service quality and offering technological vehicles with low mileage and maximum comfort. In addition, it demonstrates agility in adjusting fleet size to demand, with a focus on profitability and operational efficiency.



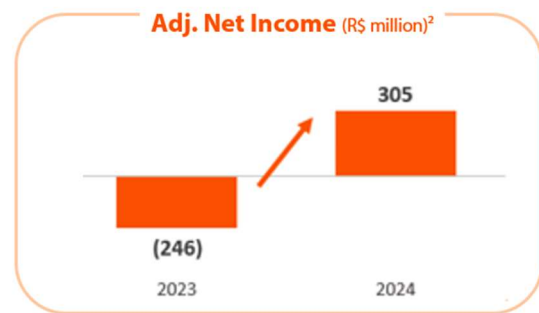
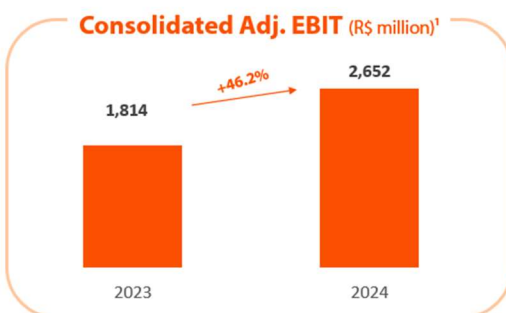
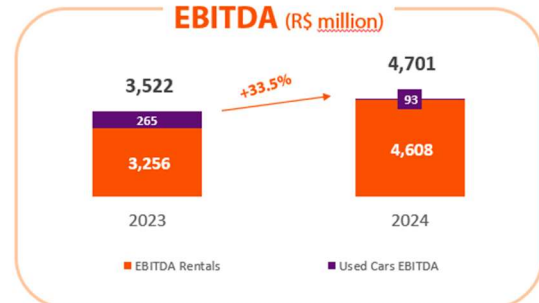
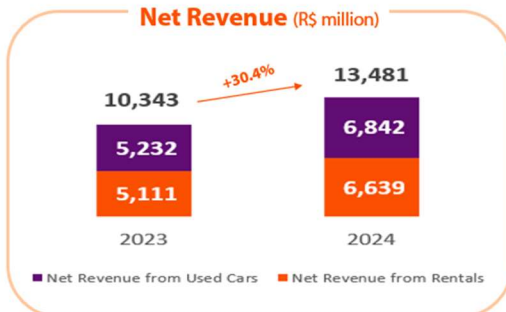
3) Growth in the number of RAC service locations and used car sales outlets (Seminovos stores)

The Company has established a nationwide presence across all states, ensuring broad geographic coverage. On December 31, 2024, Movida had 259 RAC locations and 89 Seminovos stores.



5) Result

For comparability purposes, throughout the management report, adjusted figures will be used in accordance with the reconciliation of non-recurring effects carried out in 2023 and 2024, as shown in the table reconciling non-recurring adjustments at the end of this section.



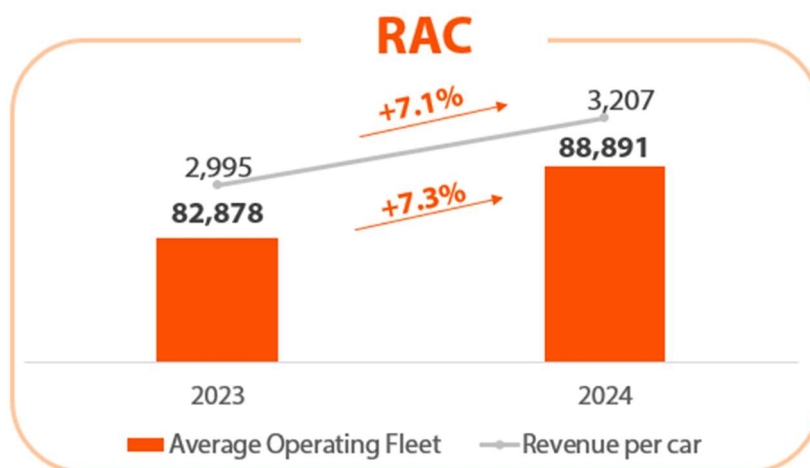
Net Revenue

Net revenue totaled R\$13.5 billion in 2024, an increase of 30.4% or R\$3.1 billion compared to 2023, driven by the growth in rental revenue (RAC and GTF), which accounted for 49.2% of total net revenue, as well as residual net revenue from asset sales in Used Cars.

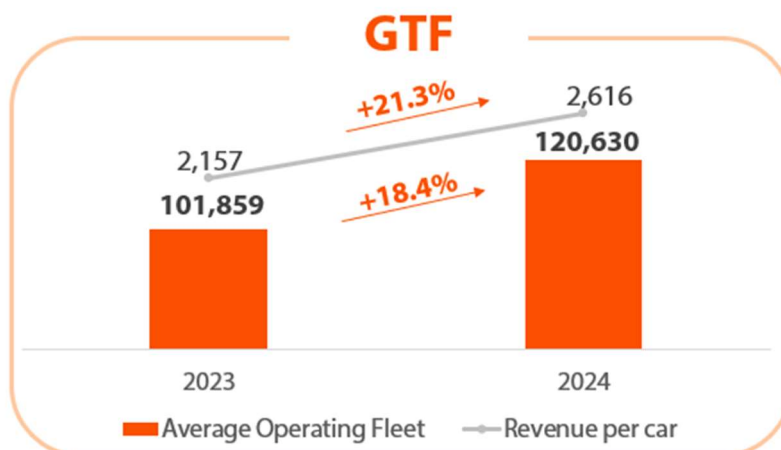
The main factors contributing to net revenue growth include:

i) Rent a Car

RAC: Growth of 15.6% or R\$414.6 million, reaching R\$3.1 billion in 2024. This increase was driven by fleet expansion, a higher volume of rental days (+3.2% vs. 2023), an 11.5% rise in the average daily rate, and price adjustments over the same period. With the rate adjustments, the operational occupancy rate remained in line with the company's expectations, averaging 77.8% in 2024.



GTF: Growth of 45.6% or R\$1.1 billion compared to 2023, totaling R\$3.4 billion in 2024. The main factors contributing to this growth were fleet expansion and the price transformation of new contracts.



ii) Asset Sales (Used Cars)

Used Cars: Net revenue reached R\$6.8 billion in 2024, an increase of 30.8% or R\$1.6 billion compared to 2023. The average selling price per car was lower than in 2023 due to a fleet mix primarily composed of entry-level vehicles, while total sales for the year surpassed 103,000 cars, a 36.1% increase over the same period.

Adjusted Costs

Consolidated adjusted costs totaled R\$9.5 billion in 2024, an increase of 31.9% or R\$2.3 billion compared to 2023. As a percentage of total net revenue, costs escalated from 69.4% in 2023 to 70.2% in 2024. Below are the main cost impacts:

- Adjusted costs excluding depreciation:** totaled R\$7.4 billion in 2024, up 33.2% or R\$1.8 billion vs. 2023, mainly driven by fleet expansion and its higher value; and
- Adjusted depreciation, impairment, and capital gains:** depreciation in 2024 amounted to R\$2.1 billion, up 21.8% or R\$372.8 million vs. 2023, primarily due to the stabilization of used car prices, especially in the fleet management and outsourcing segment.

Adjusted Expenses

In 2024, expenses totaled R\$1.4 billion, an increase of 3.3% or R\$44.9 million compared to the previous year, mainly driven by the Company's increased scale.

Adjusted Net Financial Expenses

In 2024, net financial expenses totaled R\$2.2 billion, an increase of R\$72.4 million or 3.3% compared to 2023. This variation was driven by an increase in net debt from R\$12.0 billion in December 2023 to R\$14.7 billion in December 2024.

Adjusted EBITDA and Adjusted EBIT

Adjusted EBITDA reached R\$4.7 billion, an increase of R\$1.2 billion compared to 2023, while the consolidated adjusted EBITDA margin improved by 5.6 p.p. to 69.3%. As a result, the average EBITDA per car in Rent a Car throughout the year was R\$1,870 per month and R\$1,737 in GTF. Adjusted EBIT reached R\$2.7 billion, an increase of R\$837.7 million or +46.2% vs. 2023, with the adjusted EBIT margin reaching 40.0%, an increase of 2.3 p.p. over the period.

Adjusted Net Income

Adjusted net income in 2024 totaled R\$305 million, an increase of R\$550.6 million compared to 2023. This improvement was primarily driven by operational efficiency initiatives, better resource allocation, and cost reductions relative to revenue throughout 2024.

Reconciliations

Below are the reconciliations of adjusted EBITDA, EBIT and Net Income figures:

EBITDA Reconciliation (R\$ million)	2023	2024
Net Accounting Income	(650.9)	231.5
(+/-) Income Taxes and Social Contribution	(186.0)	78.0
(+) Financial Result	2,098.4	2,310.5
(+) Depreciation	2,072.4	1,880.4
(+) Amortization of right of use (IFRS 16)	165.2	200.1
EBITDA	3,499.2	4,700.6
(+) Implementation of strategic projects	19.9	-
(+) Restructuring of RAC and Used Cars	2.3	-
Adjusted EBITDA	3,521.5	4,700.6

EBIT Reconciliation (R\$ million)	2023	2024
Net Accounting Income	(650.9)	231.5
(+/-) Income Taxes and Social Contribution	(186.0)	78.0
(+) Financial Result	2,098.4	2,310.5
EBIT Contábil	1,261.6	2,620.1
(+) Impact from Rio Grande do Sul	-	31.6
(+) Implementation of strategic projects	19.9	-
(+) Restructuring of RAC and Used Cars	2.3	-
(+) Depreciation and impairment	390.9	-
(+) Intangible assets and goodwill (from acquired companies)	139.2	-
Adjusted EBIT	1,813.9	2,651.7

Net Income Reconciliation (R\$ million)	2023	2024
Net Accounting Income	(650.9)	231.5
(+) Impact from Rio Grande do Sul	-	31.6
(+) Implementation of strategic projects	19.9	-
(+) Restructuring of RAC and Used Cars	2.3	-
(+) Depreciation and impairment	390.9	-
(+) Intangible assets and goodwill (from acquired companies)	139.2	-
(+/-) Early debt repayment	(72.1)	67.6
(+/-) Income Taxes and Social Contribution	(75.0)	(25.5)
Adjusted Net Income	(245.6)	305.1

Preview 1st two months 2025 (unaudited)

In the first bimester of the year, the results of these actions have started to materialize, with rental net revenue increasing by 25.9% compared to the same period last year. Rate adjustments, combined with cost and expense reductions, resulted in a net income of R\$42 million—double the amount recorded in the first two months of 2024.

	2025 1 st bimester	2024 1 st bimester	Variation %
Net Income	R\$42M	R\$21M	↑ +100.0%
Net Revenue	Rental: R\$1,242M Used Cars: R\$1,086M Total: R\$2,328M	Rental: R\$986M Used Cars: R\$949M Total: R\$1.935M	↑ +25.9% ↑ +14.5% ↑ +20.3%
Total Fleet	260,947 → <small>Reduction of ~7,500 cars vs December 2024</small>	243,377	↑ +7.2%
EBITDA	R\$864M	R\$680M	↑ +27.1%
EBITDA Mg.	Rental ¹ : 70.7% → <small>RAC¹: 64.2% GTF: 76.2%</small> Used Cars: 1.0% Total: 37.1%	Rental ¹ : 66.6% → <small>RAC¹: 62.3% GTF: 72.6%</small> Used Cars: 2.4% Total: 35.1%	↑ +4.1 p.p. → <small>RAC¹: +1.9p.p. GTF: +3.6p.p.</small> ↓ -1.4 p.p. ↑ +2.0 p.p.
EBIT	R\$486M	R\$386M	↑ +25.8%

Note: Preliminary unaudited figures.
¹Includes only Brazilian operations.

6) Balance Sheet

	31/12/2023		31/12/2024		Variation
	R\$ million	% total asset	R\$ million	% total asset	%
Current Assets					
- Cash and Cash Equivalents	133.4	0.5%	677.9	2.2%	408.2%
- Financial Investments	2,865.4	11.4%	3613.5	11.8%	26.1%
- Accounts Receivable	1,343.7	5.3%	1441.7	4.7%	7.3%
- Assets Held for Sale	617.4	2.5%	705.8	2.3%	14.3%
- Other Current Assets	469.5	1.9%	512.0	1.7%	9.1%
Total Current Assets	5,429.3	21.6%	6,950.9	22.7%	28.0%
Non-Current Assets					
- Judicial Deposits	16.9	0.1%	19.7	0.1%	17.0%
- Financial Derivatives	2.4	0.0%	1032.3	3.4%	42205.9%
- Other Non-Current Assets	696.1	2.8%	315.3	1.0%	-54.7%
- Investments	1.1	0.0%	0.6	0.0%	-50.8%
- Property, Plant and Equipment	18,637.3	74.2%	21,913.0	71.7%	17.6%
- Intangible Assets	336.3	1.3%	342.2	1.1%	1.7%
Total Non-Current Assets	19,690.2	78.4%	23,623.0	77.3%	20.0%
Total Assets	25,119.5	100.0%	30,573.9	100.0%	21.7%

	31/12/2023		31/12/2024		Variation
	R\$ million	% total liability	R\$ million	% total liability	%
Current Liabilities					
- Suppliers	4,751.3	18.9%	5,318.2	17.4%	11.9%
- Social and Labor Obligations	155.7	0.6%	98.0	0.3%	-37.1%
- Loans, Financing, Debentures, Leasing and Accepted Risk	1,362.6	5.4%	2,332.5	7.6%	71.2%
- Financial Derivatives	83.2	0.3%	251.6	0.8%	202.2%
- Assignment of Credit Rights	810.0	3.2%	816.4	2.7%	0.8%
- Dividends and Interest on Equity	0.0	0.0%	55.1	0.2%	-
- Other Current Liabilities	292.2	1.2%	380.9	1.2%	30.3%
Total Current Liabilities	7,455.0	29.7%	9,252.6	30.3%	24.1%
Non-Current Liabilities					
- Loans, Financing and Debentures	13,681.6	54.5%	17,700.0	57.9%	29.4%
- Financial Derivatives	134.9	0.5%	280.9	0.9%	108.3%
- Assignment of Credit Rights	171.5	0.7%	56.1	0.2%	-67.3%
- Deferred Income Tax and Social Contribution	780.2	3.1%	319.1	1.0%	-59.1%
- Other Non-Current Liabilities	374.2	1.5%	472.7	1.5%	26.3%
Total Non-Current Liabilities	15,142.3	60.3%	18,828.8	61.6%	24.3%
Equity	2,522.1	10.0%	2,492.5	8.2%	-1.2%
Total Liabilities and Equity	25,119.5	100.0%	30,573.9	100.0%	21.7%

The following is an analysis of the significant changes in the Company's assets and liabilities:

Cash and cash equivalents and financial investments

In 2024, Movida focused on rate adjustments in both the RAC and Fleet Management and Outsourcing segments. This strategy contributed to the recovery of profitability and cash generation throughout the year. As a result, the balance of cash and cash equivalents, along with financial investments, increased by R\$1.3 billion, further strengthening the Company's financial position and providing greater flexibility for debt management.

Fixed Assets

In 2024, the balance of fixed assets reached R\$21.9 billion, an increase of R\$3.2 billion or 17.6% compared to 2023, primarily due to fleet renewal and expansion.

Suppliers

The balance of accounts payable to suppliers totaled R\$5.3 billion in 2024, an increase of R\$567 million compared to 2023, driven by fleet acquisitions during the period and extended payment terms with OEMs.

Loans, Financing and Debt Securities

The balance of loans, financing, debentures, and financial lease liabilities totaled R\$19.9 billion in 2024, R\$5.1 billion higher than in 2023, primarily due to fleet expansion.

7) Key Corporate Events

On February 23, 2024, Movida Participações S.A. announced to the market the public offering of its 13th issue of simple, non-convertible, unsecured debentures, with an additional personal guarantee, in up to two series, totaling up to 800,000 (eight hundred thousand) Debentures, each with a nominal value of R\$1,000.00 (one thousand Brazilian Reais), amounting to an initial total of R\$800,000,000.00 (eight hundred million Brazilian Reais).

On April 4, 2024, Movida Participações S.A. announced to the market that its financial subsidiary, Movida Europe S.A., priced its issue of debt securities in the international market, totaling US\$500,000,000.00 (five hundred million U.S. dollars), with an annual interest rate of 7.850% and maturity on April 11, 2029. The issue is guaranteed by the Company and Movida Locação de Veículos S.A. ("Notes").

On April 12, 2024, Movida informed its shareholders and the market in general that it had begun adopting guidance for 2024. As a demonstration of its commitment to creating shareholder value, the Company formalized its operational projections, which are a key focus of its strategic execution plan for 2024.

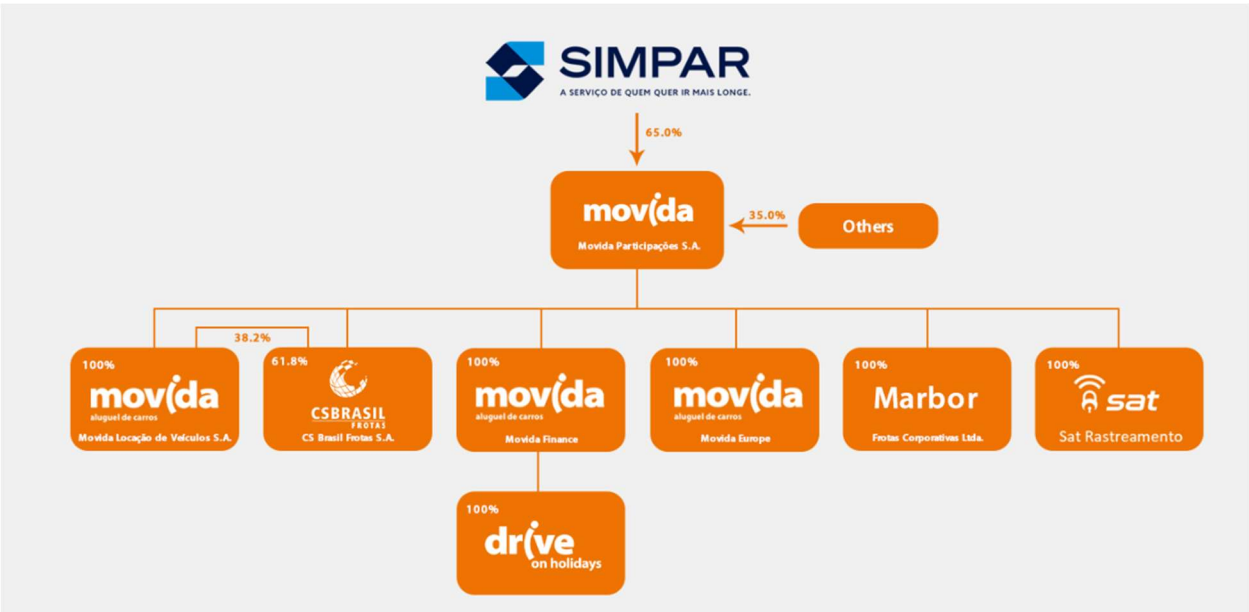
On November 11, 2024, Movida informed its shareholders and the market that, following the expiration of its share repurchase program on September 21, 2024, and in line with its practice of maintaining active programs, the Company's Board of Directors approved, in accordance with Article 30, §1º, "b" of Law No. 6.404/76 and CVM Resolution No. 77/2022, a new share repurchase program for shares issued by the Company.

On November 11, 2024, Movida Participações S.A. and Movida Locação de Veículos S.A. announced that the Board of Directors met and approved the terms and conditions of a corporate reorganization proposal involving both companies. This reorganization consists of the partial spin-off of Movida Locação, a wholly owned subsidiary of Movida Participações, with the spun-off portion being incorporated by Movida Participações.

On November 25, 2024, MOVIDA PARTICIPAÇÕES S.A., in compliance with Article 12 of CVM Resolution No. 44/21, disclosed correspondence received from Fourth Sail Capital US LP (locally managed by Tordesilhas Capital Gestora de Recursos Ltda, CNPJ: 30.791.155/0001-54), informing that it has reached a total of 18,203,400 (eighteen million, two hundred and three thousand, four hundred) common shares, now holding 5.02% of the total common shares issued by MOVIDA.

8) Corporate Structure

Movida's corporate structure at 12/31/2024:



9) Corporate Governance and Risk Management

Corporate Governance

Movida is a publicly traded company. As of December 31, 2024, the Company held 362,302,086 shares, of which SIMPAR is the controlling shareholder. The holding company owns 65.0% of the company's share capital, the rest being free float on B3 (Brasil, Bolsa, Balcão), listed under the code MOV13.

The governance model is based on the guidelines of SIMPAR, the requirements of B3's Novo Mercado and CVM, national and international best practices, and the active participation of minority shareholders in decision-making processes. The Company's main policies are:

- Policy for Related Parties Transactions;
- Segregation of leadership functions (Chairman of the Board of Directors and Chief Executive Officer);
- Inclusion of independent members on the Board of Directors (2 independent directors, following the Novo Mercado criteria);
- Timely, multi-channel communication with investors and capital providers;
- Structured Compliance Program, with an outsourced whistleblowing channel;
- Sustainability Policy;
- Anti-corruption policies;
- Risk Management Policy;
- Information Security Policy;
- Data Privacy Policy;
- Human Rights Policy;
- Policy on the Appointment of Members of the Board of Directors, Committees and Statutory Executive Board;
- Social Investment Policy;
- Climate Change Policy;
- Health, Safety and Environment Policy.

The governance structure consists of the General Shareholders' Meeting, the Board of Directors and its five advisory committees, the Executive Board, the Fiscal Council and the Compliance and Risk Management areas. At the executive level, reporting directly to our CEO, we have leaders dedicated to operations and to supporting and planning the business.

Risk Management, Compliance and LGPD

The Group's Corporate Internal Controls, Risks and Compliance Department is responsible for monitoring risks and risk controls and managing Movida's Compliance Program. The Department maintains the necessary independence by reporting directly to the Audit Committee (composed of external and independent members and coordinated by an independent member of the Board of Directors) and is supported by the Ethics and Compliance Committee.

The scope of work is divided into different fronts: (i) Compliance: Its purpose is to ensure the effectiveness of the Compliance Program through its pillars and the monitoring of compliance risks; to assist in the implementation of measures to mitigate and prevent compliance risks; to provide guidance to the Company's employees and third parties on the Company's internal rules and the laws applicable to the Company's business; to seek an environment of integrity, ethics and transparency for the Company's business; to investigate complaints and/or indications of fraud or non-compliance with the Company's internal policies.

Company (ii) Internal Controls and Risks: responsible for leading risk monitoring efforts and assessing the effectiveness of internal controls to mitigate such risks.

10) Culture and Values

What we believe: our beliefs

In the importance of getting to know our customers well in order to provide them with services that exceed their expectations, and to anticipate their needs in order to serve them better.

In long-term relationships based on truth and transparency;

In the power of our business to generate positive social and environmental impacts.

In the legitimate pursuit of economic and financial results and their vital importance for the sustainable development of companies, people and society.

In ethics, with relationships based on truth, justice and honesty.

In conscious capitalism as a force for good and in the leading role of the private sector.

In the strength of family tradition as our North, and in the boldness of innovation to build the future.

In working to give people dignity, to make dreams come true, and to build a society for good.

In compliance with commitments and professional competence to consolidate a positive image.

In the wisdom of simplicity in being and doing things.

In the transformative capacity of our people, who take responsibility for achieving results.

We don't give up on non-negotiable points

Safety: nothing is more important to us than working safely.

Ethics and Compliance Laws, rules and policies are made to be followed.

Respect for people: we respect and value everyone. We contribute to others and do not tolerate disrespect.

Our values

Customer - the reason for our business.

Simplicity - To be simple in order to be agile, we seek an uncomplicated way of being and doing.

People - They are what make the difference in our business and they are our major point of differentiation!

Owner's attitude - would I do the same thing if it were mine and for my own sake?

Profit - Indispensable to the growth and perpetuation of the business.

Sustainability - every action counts! Environmentally friendly, economically viable, socially just and culturally diverse attitudes.

11) Human Capital

Our People Are Our Greatest Strength. They Represent Our Values and Beliefs!

In 2024, Movida became bigger and better, reaching a total of **6,831 active employees** across stores, service locations, and offices in all business units—a 6% increase compared to the previous year. This growth was driven by investments in **operational excellence** and improving the **service experience** for millions of customers. The workforce comprises 2% apprentices and interns, 59% in operational roles, 27% in administrative roles, and 14% in leadership roles.

Our commitment to diversity remains aligned with our values of respect for differences and inclusion of underrepresented groups, fostering a welcoming environment with equal opportunities. As a result, **41.2% of our workforce is female, and 46.4% identify as Black or Brown**. Additionally, **41.3% of leadership positions are held by women, and 30.9% by Black professionals**. Regarding generational diversity, we welcomed **124 young talents (apprentices and interns)** and **187 employees aged 55+**. Furthermore, we expanded our **Productive Inclusion** program, reaching **283 employees with disabilities (PwD), representing 4.2% of our quota**. Movida also continues to participate in the **"Empresa Cidadã" program**, offering an extended maternity leave of six months and paternity leave of 20 days. In 2024, **292 employees benefited** from this initiative.

To ensure the right people are attracted, selected, and integrated to enhance the **customer experience, business performance, and company culture**, Movida **reviewed** its recruitment **criteria** across all business units in 2024. The selection process prioritized communication skills, dynamism, interpersonal relationships, empathy, and customer focus. As a result, the company hired **3,877 professionals**, including **144 new leaders and 625 temporary employees** to support seasonal peaks in contract volume.

To strengthen **connections between people**, culture, and strategy while ensuring **clear, accessible, and engaging communication**, Movida restructured its **internal communication** channels and content. This effort resulted in **85% of employees being connected and active on our main platform, Conecta**, in 2024. Throughout the year, Movida also held special events and celebrations for occasions such as **Driver's Day, Salesperson's Day, Women's Day, Mother's Day, Father's Day, Children's Day**, and **"Coffee with the President"**—a moment where senior leadership engages directly with frontline employees, discusses process improvements, answers questions, and shares the company's vision for the future.

To enhance the employee experience, boost pride in belonging, and strengthen the "Orange Identity," Movida introduced **new badges and uniforms** with a **more contemporary and sleek design**, further valuing Our People.

Movida continuously monitors organizational climate, understanding that employee experience has a direct impact on customer experience. The company recognizes that engaged employees provide more efficient, attentive, and agile service, which directly contributes to business success. In 2024, Movida conducted its **Employee Engagement Survey** using the **Pulses** platform, achieving a **76.9% participation rate**. On a 0–10 scale, the company received a **score of 8, classified as GOOD** in people management practices. Highlights included: **Alignment with the Company** (affinity with values, mission, vision, and company history): 8.8; Sense of Belonging ("**Ambassador**" Score): 8.7. Additionally, action plans were developed for all business units and departments to address opportunities for improvement identified by Our People.

In 2024, Movida prioritized employee **training and development** as a key strategy to ensure customer satisfaction, sustainable growth, and a work environment that enables people to perform at their best in pursuit of the company's business objectives.

A total of **4,342 thousand training hours** were conducted, reaching **10,369 employees**, with a primary focus on operational staff, who accounted for **76% of the total training hours**—a **73% increase compared to 2023**. This reflects the company's commitment to enhancing team qualifications to improve the level of service offered to customers.

Among the key training initiatives were the programs held at **RAC Training Stores**, where 26,640 hours of training were dedicated to onboarding and guiding newly hired employees. Another highlight was the launch of **"Movida for You Program: Attitudes that Delight,"** which trained 1,119 employees in customer service. The **"Formula Program"** accelerated the development of 37 internal talents identified for future leadership positions, while the **"Movida Used Cars Sales Excellence Program"** is currently training over 800 employees, from Regional Managers to Sales Representatives, in processes, methods, and sales techniques.

Additionally, in partnership with Simpar Holding, Movida continued its **Leadership Development, Internship, and Women's Mentorship Programs**, all of which play an important role in driving the company's growth.

Movida also conducts the **"People Review Cycle"** annually, a Performance and Potential Assessment process for employees. In 2024, **94%** of employees participated, with **3,907 employees evaluated**. Through this process, Movida identified its talents, reviewed the succession pipeline, and developed targeted development plans to address the company's strategic workforce needs. The People Review Cycle has also enhanced internal mobility, resulting in 847 internal promotions in 2024.

The company also continued its **Bonus Program**, allowing leaders and teams to monitor key performance indicators and track goal achievement through a digital platform. Monthly, quarterly, and semiannual evaluations were conducted, enabling timely action plans and course corrections when necessary.

Additionally, Movida **reviewed organizational structures, commission models, and compensation tools**, promoting greater internal equity, celebrating individual and collective achievements, and ensuring more competitive external compensation practices.

At Movida, **Health & Safety**—especially regarding employees' use of company assets—is a non-negotiable value. The company actively worked to build a safety culture by launching awareness initiatives and educational campaigns to promote safe fleet operations. Efforts included **Ergonomic Analyses**, updates to **Occupational Health Medical Control Programs** and **Risk Management Programs**, and the implementation of the **Accident Prevention Handbook**.

Movida also improved **HR Indicators**, allowing managers to gain greater visibility and management over turnover, working hours, workforce composition, productivity, performance, and absenteeism.

Finally, during a challenging period for the country, Movida provided support to over 180 employees in the **Rio Grande do Sul** region, including 26 who were directly affected, offering various forms of assistance, such as:

Immediate Support:

- Water and non-perishable food
- Clothing (for adults and children)
- Disposable items (cups, plates, utensils, napkins, etc.)

- Personal hygiene products (toothbrush and toothpaste, soap, shampoo, conditioner, deodorant, razors, etc.)
- Diapers (for children and adults)
- Medications (for both occasional and ongoing use)
- Mattresses, pillows, sheets, and blankets
- Accommodation in hotels and guesthouses (for those who lost their homes)

During the Reconstruction of Cities and Homes:

- Guarantee of employment even while branches were closed
- Branch transfers (whenever possible)
- Financial assistance (loans, salary advances, and financial aid)
- Water and basic food baskets
- New household appliances: Stoves and refrigerators were provided to employees who lost their homes and belongings

Throughout the Crisis:

- Psychological support for employees and their families to help them cope with the tragedy

Movida is moved by people and for people.

Movida is Moved by Our People!

Taking care of our people means taking care of our future and our customers.

#Movida For You

12) Social and Environmental Responsibility

Movida reaffirms its strong commitment to best environmental, social, and governance (ESG) practices, recognizing its role and **responsibility in driving sustainable development in the transportation sector** through car rental.

In 2024, Movida achieved significant milestones in its sustainability journey. Advancing its **low-carbon energy transition agenda**, the company raised industry standards by integrating 84 stores with **self-generated electricity** through solar energy, producing and benefiting from clean and renewable energy credits. Additionally, Movida is a **pioneer in securing approval from the Science Based Targets initiative (SBTi)** for its climate goals.

The company's business vision is aligned with sustainable fleet management, using **ethanol as a key fuel** for reducing greenhouse gas emissions. In addition to encouraging ethanol use, Movida guides customers toward more conscious mobility choices by providing safe driving recommendations.

At Movida, road safety is a non-negotiable value. The company actively fosters a safety culture, supporting **educational campaigns and awareness initiatives**. Movida firmly believes that individual responsibility, combined with safe practices, serve as the foundation for a more humane traffic environment.

Social responsibility is deeply embedded in Movida's corporate culture. The company channels its activities into creating value for all stakeholders while **supporting and investing in initiatives that directly improve communities and society at large**.

In 2024, Movida made a significant positive impact on communities through the **SP+B project, a movement dedicated to improving São Paulo** by promoting sustainability and social responsibility, led

by Sistema B. As a Sistema B-certified company, Movida actively participates in this movement, which in 2023 introduced 12 proposals aimed at making São Paulo a more sustainable city.

Movida also **supported the CRI SOMA project, which seeks to revitalize downtown São Paulo** and improve residents' quality of life by providing dignified and affordable housing for low-income families. The project is funded through a Real Estate Receivables Certificate (CRI), a fixed-income security. Movida is one of the five major companies participating in CRI SOMA 1, which will benefit over 100 families. The company believes this initiative will contribute to a fairer and more sustainable city, offering dignified and accessible housing to low-income families.

Beyond these projects, Movida also made a **positive impact through its waste management program**, which in 2024 generated R\$137,000 in additional income for cooperatives by recycling 136 tons of materials. This initiative reflects the company's commitment to social inclusion, local development, income generation, and environmental preservation.

Climate Strategy: Mitigation, Offsetting, and Adaptation

Movida upholds a **robust climate strategy and adheres to the Task Force on Climate-Related Financial Disclosures** (TCFD) recommendations for managing climate-related risks and opportunities, ensuring transparency in governance on this matter.

The company's climate change response strategy is built on three key interconnected pillars: Mitigation, Offsetting, and Adaptation. Each pillar reflects Movida's commitment to building a sustainable and resilient future.

Mitigation: Reducing Emissions at the Source

Movida actively works to **reduce greenhouse gas emissions** by implementing efficient and innovative solutions across all operations. A key initiative is promoting the use of ethanol, a renewable fuel that significantly reduces carbon emissions compared to fossil fuels. Additionally, the company invests in **technologies and practices that minimize its carbon footprint**, aligning its efforts with the global objective of limiting planetary warming.

Offsetting: Carbon Free Movida

Within the offsetting pillar, the Carbon Free program plays a central role. Through this service, customers have the opportunity to offset the carbon emissions generated during their vehicle rental.

Funds raised by the Carbon Free program are directed toward reforestation and conservation projects. This initiative not only offsets emissions but also promotes biodiversity preservation and drives the socio-economic development of local communities, generating lasting positive impacts.

Adaptation: Preparing for the Future and Managing Risks

Given the challenges posed by climate change, Movida takes a proactive approach, managing both current and emerging risks while identifying opportunities. The company develops **adaptation plans that ensure the resilience of its operations and the security of its stakeholders**, preparing them for a continuously evolving climate landscape. Movida monitors and assesses risks such as extreme weather events, regulatory

changes, and technological transitions, ensuring that its strategy remains aligned with best practices and future demands.

Alignment with Science and the Global Agenda

Movida is a **member of the UN Global Compact's Climate Action Platform and a participant in the Net Zero Ambition Movement**. The company's greenhouse gas emission reduction targets were approved in 2023 by the Science Based Targets initiative (SBTi). Movida's commitment is clear: to help limit global temperature rise to 1.5°C, following IPCC scientific guidelines and the principles of the Paris Agreement.

Sustainability Governance, Transparency, and Reporting

Movida maintains a Sustainability Committee, which **advises the Board of Directors on strategic decisions related to environmental, social, and governance (ESG) issues**. The committee meets every two months.

To ensure transparency in performance reporting, Movida publishes its Integrated Sustainability Report annually, utilizing global methodologies and frameworks such as Integrated Reporting (IR), the Global Reporting Initiative (GRI), the Sustainability Accounting Standards Board (SASB), and the recommendations of the Task Force on Climate-Related Financial Disclosures (TCFD). For the full report, [click here](#).

13) Awards and Recognitions

Movida stands out in external evaluations for its business practices and strategy, which incorporate sustainability into daily decision-making:



AA score in the MSCI ESG Rating for the fourth consecutive year.



Member of the Carbon Efficient Index (ICO2 B3).



Recertified as a B Corporation by Sistema B Brasil, achieving a score of 82.3.



Member of the Corporate Sustainability Index (ISE B3) since 2020.



Rated 61/100 in the S&P Global Corporate Sustainability Assessment, making it the highest-rated company in the light vehicle rental sector in Latin America and a member of the S&P Global Sustainability Yearbook 2025.



B rating in CDP Climate Change (Carbon Disclosure Project).



GHG Protocol Gold Seal since 2019, for the fifth consecutive year in 2024.



Awarded as an important partner for the tourism sector in 2024.



Awarded first place in the Car Subscription category in 2024 by Estadão.



Mention of Movida in the ranking of fastest-growing companies in 2024.



TIME's 500 best companies in the world for sustainable growth - Movida was ranked 218th.



Movida received a trophy in recognition of its outstanding role as an Infraero partner throughout the year.

This track record consolidates Movida's position as a leader in socio-environmental responsibility, reinforcing its commitment to sustainable practices and operational transparency.

14) Scenario and Market

The year 2024 was marked by challenges and shifts in the market, driven by an uncertain political and economic environment in the country. At the start of the year, market expectations pointed to a reduction in the SELIC rate to 8.5%. However, uncertainties surrounding the U.S. economy, interest rates, and inflation raised concerns about their potential impact on other markets.

Additionally, between April and May 2024, the state of Rio Grande do Sul was severely impacted by devastating floods. The National Confederation of Municipalities estimated total damages at approximately R\$4.6 billion, primarily affecting the housing sector. This climate catastrophe resulted in a R\$20 million negative impact on the Company.

Throughout the year, other factors influenced SELIC rate expectations, including the worsening of public debt, high government spending, and the depreciation of the Brazilian Real. By the end of 2024, the interest rate closed at 12.25%, with expectations of further increases over the coming cycles in 2025 as part of efforts to curb inflation, which remained above the Central Bank's target.

According to ABLA data, car rental companies will set a fleet record in 2023 with 1.6 million cars and light commercial vehicles (52% in GTF, 32% in Leisure Tourism - RAC and 16% in Business Tourism - RAC), the largest fleet ever recorded in the history of the sector in the country, with an increase of 9.5% compared to 2022. Gross sales of car rental companies in the period reached R\$ 44.9 billion (growth of 22.0% compared to 2022), with a total of 75.8 million users (growth of 9.4% compared to 2022), generating 98,000 direct jobs (growth of 9.7% compared to 2022), a total investment in vehicles of R\$ 66.0 billion (growth of 19.3% compared to 2022) with an average value per car of R\$ 93.6 thousand (R\$ 112.6 thousand in 2022) and an average fleet age of 18.3 months (23.4 months in 2022). According to the Association, fleet outsourcing and subscription cars will be the main drivers of growth in the sector in 2024, while it sees RAC growth driven by the high cost of air tickets and the high exchange rate.

Looking at Brazil's automotive market performance in 2024, the Used Cars sector (vehicles aged 0 to 3 years) recorded a sales increase, reaching 2.5 million units compared to 2.2 million in 2023, according to FENAUTO. The sector showed resilience in 2024, exceeding initial expectations and delivering strong growth that contributed to the Company's results. While projections for 2025 indicate a more moderate pace, the strategy remains focused on profitability and disciplined execution of the strategic plan.

15) Independent Auditing

In accordance with CVM Instruction 381/03, we hereby inform that the Company has adopted the formal procedure of consulting the independent auditors, PricewaterhouseCoopers Auditores Independentes ("PricewaterhouseCoopers"), in order to ensure that the provision of other services does not affect their independence and objectivity, necessary for the performance of independent audit services. The Company's policy when contracting the services of independent auditors ensures that there is no conflict of interest or loss of independence or objectivity. For the fiscal year ended December 31, 2024, PricewaterhouseCoopers provided audit-related services for the issuance of agreed-upon procedures reports, with fees totaling R\$1.8 million, representing 68% of the total external audit service fees. We understand that these services do not represent a conflict of interest, loss of independence or objectivity of our independent auditors.

16) Statement from the Executive Board

In compliance with the provisions of CVM Instruction 80/22, the Executive Board states that it has discussed, reviewed and agreed with the opinions expressed in the independent auditors' report and with the financial statements for the fiscal year ended December 31, 2024.

<http://ri.movida.com.br/>

Gustavo Henrique Paganato Moscatelli
Chief Executive Officer

Daniela Sabbag Papa
Chief Administrative and Financial Officer and Investor Relations Officer

Jamyl Jarrus Júnior
Executive Officer

Monitoring of projections and estimates disclosed by the Company

The Company did not disclose any projections that is currently in effect.

Statements of financial position

As at December 31, 2024 and 2023

(In thousands of Brazilian Reais)

(A free translation of the original in Portuguese)

Assets	Note	Parent Company		Consolidated	
		12/31/2024	12/31/2023	12/31/2024	12/31/2023
Current assets					
Cash and cash equivalents	8	578,162	16,657	677,895	133,394
Marketable securities and financial investments	9	3,107,405	587,791	3,613,468	2,865,358
Trade receivables	10	1,092,875	328,611	1,441,650	1,343,672
Vehicles decommissioned for fleet renewal	11	557,758	95,808	705,821	617,403
Taxes recoverable	-	154,625	76	156,839	157,114
Prepaid income tax and social contribution	22.3	152,748	66,571	243,243	228,626
Dividends receivable	-	-	77,437	-	-
Other assets and advances	-	54,764	27,130	111,958	83,758
Total current assets		5,698,337	1,200,081	6,950,874	5,429,325
Non-current assets					
Derivative financial instruments	7.3	1,032,263	-	1,032,263	2,440
Trade receivables	10	4	658	46	1,741
Taxes recoverable	-	190,459	7,836	226,337	150,633
Prepaid income tax and social contribution	22.3	-	-	-	4,851
Judicial deposits	20.1	17,958	7,743	19,720	16,860
Deferred income tax and social contribution	22.1	62,944	512,350	63,188	513,945
Other assets and advances	-	17,505	4,941	25,752	24,964
		1,321,133	533,528	1,367,306	715,434
Investments	12	6,011,215	9,494,709	562	1,142
Property and equipment	13	16,495,820	5,406,166	21,912,952	18,637,281
Intangible assets	14	218,397	14,526	342,163	336,311
Total non-current assets		24,046,565	15,448,929	23,622,983	19,690,168
Total assets		29,744,902	16,649,010	30,573,857	25,119,493

Statements of financial position

As at December 31, 2024 and 2023

(In thousands of Brazilian Reais)

(A free translation of the original in Portuguese)

Liabilities	Note	Parent Company		Consolidated	
		12/31/2024	12/31/2023	12/31/2024	12/31/2023
Current liabilities					
Suppliers	15	4,888,141	4,276,361	5,318,161	4,751,328
Supplier financing - Confirming	15.1	-	-	30,340	62,293
Loans and borrowings	17	565,520	6,520	679,930	431,962
Debentures	18	1,520,153	439,794	1,462,496	642,130
Assignment of credit rights	16	688,201	539,253	816,439	810,009
Derivative financial instruments	7.3	251,555	-	251,555	83,247
Right-of-use leases	19	143,682	653,607	167,348	155,635
Leases payable - financial institutions	19.3	-	-	66,832	51,732
Social and labor liabilities	21	88,708	22,026	97,953	155,655
Tax liabilities	-	95,963	3,363	132,505	71,372
Income tax and social contribution payable	22.3	-	-	1,204	489
Dividends and interest on capital payable	23.7	55,050	-	55,050	-
Payables for the acquisition of companies	-	-	-	12,991	12,991
Other payables and advances	-	150,135	22,685	159,781	226,182
Total current liabilities		8,447,108	5,963,609	9,252,585	7,455,025
Non-current liabilities					
Loans and borrowings	17	4,717,740	1,707,631	7,609,603	4,565,716
Debentures	18	13,185,801	5,591,232	10,090,410	9,115,871
Assignment of credit rights	16	55,028	106,367	56,072	171,452
Derivative financial instruments	7.3	280,859	-	280,859	134,859
Tax liabilities	-	771	1,142	771	1,142
Right-of-use leases	19	401,188	693,001	414,895	336,400
Provision for judicial and administrative litigation	20.1	14,459	4,068	14,491	12,165
Deferred income tax and social contribution	22.1	-	-	319,118	780,220
Payables for the acquisition of companies	-	19,392	11,783	19,392	11,783
Other payables and advances	-	130,064	48,040	23,169	12,723
Total non-current liabilities		18,805,302	8,163,264	18,828,780	15,142,331
Share capital	23.1	2,590,776	2,590,776	2,590,776	2,590,776
Treasury shares	23.2	(50,803)	(50,667)	(50,803)	(50,667)
Capital reserve	23.5	61,633	61,633	61,633	61,633
Other comprehensive income	-	(618,961)	(421,259)	(618,961)	(421,259)
Revenue reserves	23.6	509,847	341,654	509,847	341,654
Total equity		2,492,492	2,522,137	2,492,492	2,522,137
Total liabilities and equity		29,744,902	16,649,010	30,573,857	25,119,493

Statements of income

Years ended December 31, 2024 and 2023

(In thousands of Brazilian Reais, unless otherwise stated)

(A free translation of the original in Portuguese)

	Note	Parent Company		Consolidated	
		12/31/2024	12/31/2023	12/31/2024	12/31/2023
Net revenue from leases, rendering of services and sale of assets used in leases	24	3,240,526	1,881,197	13,481,270	10,342,015
(-) Cost of leases, rendering of services and sale of assets used in leases	25	(2,305,747)	(1,697,748)	(9,465,403)	(7,573,494)
(=) Gross profit		934,779	183,449	4,015,867	2,768,521
Selling expenses	25	(79,768)	(12,562)	(619,817)	(555,464)
Administrative expenses	25	(117,300)	(107,644)	(550,740)	(657,835)
Provision (reversal) for expected losses from trade receivables	25	(19,181)	(32,186)	(72,219)	(88,325)
Other operating (expenses) income, net	26	(38,074)	(31,564)	(153,019)	(205,330)
Equity in results of subsidiaries	12	809,279	288,570	-	-
Operating income (expenses), net		554,956	104,614	(1,395,795)	(1,506,954)
Profit before finance income and expenses and taxes		1,489,735	288,063	2,620,072	1,261,567
Finance income	26	249,382	106,503	378,347	273,074
Finance expenses	26	(1,715,032)	(1,119,619)	(2,688,896)	(2,371,450)
Finance result, net		(1,465,650)	(1,013,116)	(2,310,549)	(2,098,376)
(=) Profit (loss) before income tax and social contribution		24,085	(725,053)	309,523	(836,809)
Income tax and social contribution - current	22	-	-	-	(16,935)
Income tax and social contribution - deferred	22	207,408	74,202	(78,030)	202,893
Income tax and social contribution, net		207,408	74,202	(78,030)	185,958
Profit (loss) for the year		231,493	(650,851)	231,493	(650,851)
(=) Basic earnings per share (in R\$)	29			0.4804	(1.3506)
(=) Diluted earnings per share (in R\$)	29			0.4803	(1.3505)

Statements of comprehensive income

Years ended December 31, 2024 and 2023

(In thousands of Brazilian Reais)

(A free translation of the original in Portuguese)

	Note	Parent Company		Consolidated	
		12/31/2024	12/31/2023	12/31/2024	12/31/2023
Profit (loss) for the year	-	231,493	(650,851)	231,493	(650,851)
Gains (losses) from cash flow hedges - Parent Company	7.3 b) iv)	(246,681)	31,715	(246,681)	31,715
Income tax and social contribution on the Parent Company's cash flow hedge	22	83,872	(10,783)	83,872	(10,783)
Gains (losses) on subsidiaries' cash flow hedges	7.3 b) iv)	-	400,259	-	400,259
Income tax and social contribution on subsidiaries' cash flow hedges	22	-	(136,109)	-	(136,109)
Subsidiaries abroad - Unrealized gains or losses on debt instruments and securities measured at fair value through other comprehensive income		2,555	120,957	2,555	120,957
Domestic subsidiaries - Unrealized gains or losses on debt instruments and securities measured at fair value through other comprehensive income		(64,442)	64,441	(64,442)	64,441
Income tax and social contribution on unrealized gains or losses on debt instruments and securities measured at fair value		21,910	(21,910)	21,910	(21,910)
Cumulative translation adjustments - subsidiaries abroad		5,084	(8,019)	5,084	(8,019)
Total other comprehensive income		(197,702)	440,551	(197,702)	440,551
Total comprehensive income for the year		33,791	(210,300)	33,791	(210,300)

Statements of changes in equity

Years ended December 31, 2024 and 2023

(In thousands of Brazilian Reais)

(A free translation of the original in Portuguese)

				Other comprehensive income		Revenue reserves				
	Share capital	Treasury shares	Capital reserve	Hedge reserve	Equity valuation adjustments	Legal reserve	Investment reserve	Earnings reserve	Retained earnings (accumulated losses)	Total equity
At December 31, 2023	2,590,776	(50,667)	61,633	(361,711)	(59,548)	102,521	239,133	-	-	2,522,137
Profit for the year	-	-	-	-	-	-	-	-	231,493	231,493
Legal reserve	-	-	-	-	-	11,575	-	-	(11,575)	-
Revenue reserve	-	-	-	-	-	-	156,618	-	(156,618)	-
Interest on capital distributed	-	-	-	-	-	-	-	-	(55,000)	(55,000)
Dividends distributed	-	-	-	-	-	-	-	-	(8,300)	(8,300)
Comprehensive result for the year	-	-	-	(162,809)	(39,977)	-	-	-	-	(202,786)
Cumulative translation adjustments - subsidiaries abroad	-	-	-	-	5,084	-	-	-	-	5,084
Repurchase of shares (Note 23.2)	-	(136)	-	-	-	-	-	-	-	(136)
At December 31, 2024	2,590,776	(50,803)	61,633	(524,520)	(94,441)	114,096	395,751	-	-	2,492,492
At December 31, 2022	2,590,776	(14,419)	61,633	(646,793)	(215,017)	102,521	780,625	109,359	-	2,768,685
Loss for the year	-	-	-	-	-	-	-	-	(650,851)	(650,851)
Absorption of loss for the year	-	-	-	-	-	-	(541,492)	(109,359)	650,851	-
Comprehensive income for the year	-	-	-	285,082	163,488	-	-	-	-	448,570
Cumulative translation adjustments - subsidiaries abroad	-	-	-	-	(8,019)	-	-	-	-	(8,019)
Repurchase of shares (Note 23.2)	-	(36,248)	-	-	-	-	-	-	-	(36,248)
At December 31, 2023	2,590,776	(50,667)	61,633	(361,711)	(59,548)	102,521	239,133	-	-	2,522,137

Statements of cash flows – indirect method

Years ended December 31, 2024 and 2023

(In thousands of Brazilian Reais)

(A free translation of the original in Portuguese)

	Note	Parent Company		Consolidated	
		12/31/2024	12/31/2023	12/31/2024	12/31/2023
Cash flow from operating activities					
Profit (loss) before income tax and social contribution	-	24,085	(725,053)	309,523	(836,809)
Amortization of fair value increment of vehicles in subsidiaries	12	2,217	39,261	-	-
Depreciation, amortization and impairment of assets	25	835,796	553,823	2,080,489	2,237,679
Cost of sale of assets used in leases	25	1,474,907	891,118	6,435,475	4,643,840
Expected losses from trade receivables	25	19,181	32,186	72,219	88,325
Losses (gains), foreign exchange variation and write-off of assets	13/14	109,465	5,459	392,901	210,743
Provision (reversal of provision) for judicial and administrative litigation	20.2	605	42	2,326	2,638
Equity in results of subsidiaries	12	(809,279)	(288,570)	-	-
(Gains) loss on derivative financial instruments	26	(498,318)	7,362	(834,455)	923,191
Interest accrued, borrowing costs, indexation accruals and foreign exchange variation on loans and borrowings, debentures, right-of-use leases and supplier financing - confirming	15.1, 16, 17, 18 and 19	2,129,830	1,076,679	3,405,433	1,185,627
		3,288,489	1,592,307	11,863,911	8,455,234
Decrease (increase) in assets and liabilities					
Trade receivables	10	278,923	(195,773)	(168,502)	(258,882)
Suppliers	15	1,252,876	2,206,440	(49,260)	2,486,421
Labor liabilities, tax liabilities and taxes recoverable	-	94,012	(6,772)	(70,210)	(66,453)
Other current and non-current assets and liabilities	-	112,614	16,893	(90,241)	(12,260)
Changes in current and non-current assets and liabilities		(767,327)	2,020,788	(378,213)	2,148,826
		2,521,162	3,613,095	11,485,698	10,604,060
Income tax and social contribution paid	-	-	-	(2,159)	(160,131)
Interest paid on loans and borrowings, debentures, right-of-use leases and supplier financing - confirming	15.1, 17, 18 and 19	(1,460,564)	(878,601)	(2,058,156)	(1,711,752)
Acquisition of property and equipment for leasing	13	(610,599)	(3,129,793)	(11,191,382)	(8,915,438)
Cash generated by (used in) operating activities before investments in marketable securities		449,999	(395,299)	(1,765,999)	(183,261)
Investments in marketable securities and financial investments	9	(1,457,736)	39,289	(748,110)	3,410,413
Net cash generated by (used in) operating activities		(1,007,737)	(356,010)	(2,514,109)	3,227,152
Cash flow from investing activities					
Investment of debentures convertible into shares	-	(400,000)	(190,000)	-	-
Dividends and interest on capital received	-	77,437	30,283	-	-
Cash assumed by incorporation of subsidiaries	-	75,432	-	-	-
Intragroup loan received from investee	-	-	-	580	-
Advance for future capital increase and capital increase in investee	9	(143,298)	(102,318)	-	(40)
Acquisition of property and equipment and intangible assets for investment	13/14	(10,180)	(2,000)	(227,602)	(271,998)
Net cash used in investing activities		(400,609)	(264,035)	(227,022)	(272,038)
Cash flow from financing activities					
Repurchase of shares	-	(136)	(36,248)	(136)	(36,248)
Dividends and interest on capital paid	23.7	-	(137,420)	-	(138,200)
New loans and borrowings, debentures, supplier financing - confirming, right-of-use leases and assignment of credit rights	15.1, 16, 17, 18 and 19	5,362,248	2,703,858	8,739,929	3,268,074
Repurchase of bonds	-	-	-	-	(536,168)
Payment of hedge derivative instruments	-	(127,743)	-	(127,743)	(813,008)
Amortization of loans and borrowings, debentures, supplier financing - confirming, right-of-use leases and assignment of credit rights	15.1, 16, 17, 18 and 19.3	(3,264,518)	(1,901,105)	(5,326,418)	(5,117,935)
Net cash generated by (used in) financing activities		1,969,851	629,085	3,285,632	(3,373,485)
Net increase (decrease) in cash and cash equivalents		561,505	9,040	544,501	(418,371)
Cash and cash equivalents					
At the beginning of the year	-	16,657	7,617	133,394	551,765
At the end of the year	-	578,162	16,657	677,895	133,394
Net increase (decrease) in cash and cash equivalents		561,505	9,040	544,501	(418,371)
Supplementary information on cash flows – non-cash effect					
By leasing rights to use fixed assets	30.1	(2,356,320)	(1,648,201)	(319,102)	(206,871)
By risk drawn by assemblers	30.1	-	-	44,483	(21,100)
Open suppliers - automakers	30.1	(727,166)	(9,599)	(616,093)	(2,437,560)
Corporate reorganization effect - Intercompany accounts receivable and suppliers	-	(1,318,620)	-	-	-

Statements of value added

Years ended December 31, 2024 and 2023

(In thousands of Brazilian Reais)

(A free translation of the original in Portuguese)

	Note	Parent Company		Consolidated	
		12/31/2024	12/31/2023	12/31/2024	12/31/2023
Revenues generated					
Gross revenue of leases, rendering of services and sale of assets	24.1	3,446,968	1,996,580	14,387,511	11,051,578
Expected losses from trade receivables	25	(19,181)	(32,186)	(72,219)	(88,325)
Other operating income	-	39,697	17,930	212,400	184,549
		3,467,484	1,982,324	14,527,692	11,147,802
Inputs acquired from third parties					
Cost of sales and rendering of services	-	(1,501,193)	(1,225,900)	(7,696,018)	(5,660,329)
Materials, electric power, services provided by third parties and others	-	(176,617)	(68,083)	(1,100,959)	(1,027,843)
		(1,677,810)	(1,293,983)	(8,796,977)	(6,688,172)
Gross value added		1,789,674	688,341	5,730,715	4,459,630
Retentions					
Depreciation, amortization and impairment of assets	25	(838,013)	(593,084)	(2,080,489)	(2,237,679)
Net value added produced		951,661	95,257	3,650,226	2,221,951
Value added received through transfer					
Equity in results of subsidiaries	12	809,279	288,570	-	-
Finance income	26	249,382	106,503	378,347	273,074
		1,058,661	395,073	378,347	273,074
Total value added to distribute		2,010,322	490,330	4,028,573	2,495,025
Value added distributed					
Personnel					
Salaries and wages	-	93,730	41,428	423,593	405,871
Benefits	-	6,476	1,950	62,915	58,420
Severance pay fund (FGTS)	-	6,807	2,056	37,181	39,931
Other	-	7,626	(1,851)	31,411	15,054
		114,639	43,583	555,100	519,276
Taxes and contributions					
Federal taxes	-	(91,902)	(39,335)	198,386	(42,526)
State taxes	-	56,841	20,599	360,085	276,995
Municipal taxes	-	563	5	4,454	8,103
		(34,498)	(18,731)	562,925	242,572
Remuneration of third party capital					
Interest and foreign exchange variation	-	1,688,931	1,112,805	2,632,591	2,339,483
Rentals	-	9,757	3,524	46,464	44,545
		1,698,688	1,116,329	2,679,055	2,384,028
Remuneration of own capital					
Profit (loss) retained for the year	-	168,193	(650,851)	168,193	(650,851)
Interest on equity for the year	23.7	55,000	-	55,000	-
Dividends for the year	23.7	8,300	-	8,300	-
		231,493	(650,851)	231,493	(650,851)
Total value added distributed		2,010,322	490,330	4,028,573	2,495,025

(A free translation of the original in Portuguese)

Notes to the parent company and consolidated financial statements at December 31, 2024
(In thousands of Brazilian Reais, unless otherwise stated)

1. OPERATIONS

Movida Participações S.A. ("Movida Participações" or the "Parent Company") is a publicly-traded corporation listed under the ticker symbol MOV13 in the New Market segment of B3 S.A. – (Brasil, Bolsa, Balcão - B3), being the highest corporate governance category in the Brazilian capital market. The Company's registered address is 1017, Renato Paes de Barros Street, 9th floor, São Paulo/SP, Brazil.

Movida Participações S.A. and its subsidiaries (hereinafter referred to as "Movida" or the "Group") operate in the light vehicle rental ("rent-a-car" or "RAC") and light vehicle fleet management and outsourcing ("GTF") segments. Movida continuously renews its fleet by selling and replacing its vehicles at or near the end of their economic useful lives.

Movida also includes Movida Europe, a legal entity domiciled abroad, not allocated to a specific segment, which is engaged in raising funds through the issuance of Senior Notes (Bonds).

At December 31, 2024, Movida had 348 company-owned stores, of which 259 were car rental points and 89 were pre-owned car stores (347 company-owned stores, of which 253 were car rental points and 94 were pre-owned car stores at December 31, 2023), distributed across 121 cities in Brazil, on high streets and at airports, operating a fleet of 268,485 vehicles (243,931 vehicles at December 31, 2023 in 121 cities in Brazil).

1.1. Main events in the year ended December 31, 2024

1.1.1. Corporate reorganization

On November 18, 2024, Movida Participações S.A. and Movida Locação de Veículos S.A. informed their shareholders and the market in general of the proposal for strategic restructuring involving the Companies, which comprises the partial spin-off of Movida Locação, a wholly-owned subsidiary of Movida Participações, with the merger of the spun-off portion into Movida Participações ("Partial Spin-off"), aiming to provide administrative and economic benefits to shareholders by streamlining operations and reducing costs incurred on the Companies' operations and activities.

On December 2, 2024, an Extraordinary General Meeting of Movida Participações was held to decide on the Partial Spin-off, where the merger of the spun-off assets of Movida Locação was approved. The accounting net assets for purposes of spin-off and subsequent merger into the Company were appraised by a specialized company with the base date August 31, 2024 and had no impact on the Company's share capital.

	Net assets spun-off for merger – 08/31/2024
Assets	
Current and non-current	
Cash and cash equivalents	102,769
Marketable securities and financial investments	1,014,410
Trade receivables	2,179,115
Property and equipment	12,922,124
Other assets	4,534,906
Total assets	20,753,324
Liabilities	
Current and non-current	
Loans and borrowings	3,357,321
Debentures	4,637,738
Suppliers	2,947,527
Other liabilities	2,209,237
Total liabilities	13,151,823
Spun-off net assets	7,601,501

Notes to the parent company and consolidated financial statements at December 31, 2024

(In thousands of Brazilian Reals, unless otherwise stated)

1.1.2. Effects of severe flooding in the State of Rio Grande do Sul

On April 27, 2024, the government of the State of Rio Grande do Sul declared a state of public calamity following severe floods affecting the region. Movida assessed the economic effects on its businesses and identified that 678 vehicles were affected by the flooding. The Company incurred a loss of assets of approximately R\$ 31,627, including cars, stores and furniture, comprised of R\$ 24,096 in inventories of vehicles available for sale and R\$ 7,531 in reconstruction of stores and furniture, recorded under property and equipment. These losses were recorded as expenses with depreciation of vehicles, improvements and others.

1.1.3. Company's capital structure and Management's plans

Movida's business model consists of the acquisition of vehicles, substantially financed with medium and long-term funding, continuously renewing its fleet. Consequently, its financial position reflects significant capital invested in the vehicle fleet in property and equipment, generating revenue and cash flows from high turnover transactions sufficient to maintain operations and debt service. The operating cycle, based on the purchase, rental and sale of vehicles with an average of 16 to 22 months of use and growth and fleet renewal has meant that, at December 31, 2024, Movida presents consolidated negative working capital of R\$ 2,419,112 in the parent company (negative R\$ 4,763,528 at December 31, 2023) and R\$ 2,224,489 in the consolidated (negative R\$ 2,025,700 at December 31, 2023). Management has been lengthening debt tenures and believes that fund raising activities, whether through its own capital or from third parties for fleet renewal, will sustain its growing business by continuously renewing its fleet and enabling it to settle its obligations in a timely manner. Management believes that the fleet is valued and presented at its realizable value and comprises highly liquid assets.

1.1.4. Consumption tax reform

On December 20, 2023, Constitutional Amendment ("EC") No. 132 was enacted, establishing the Tax Reform ("Reform") on consumption. The Reform model is based on a VAT divided ("dual VAT") into two jurisdictions, one federal (Contribution on Goods and Services - CBS), which will replace PIS and COFINS, and one sub-national (Tax on Goods and Services - IBS), which will replace ICMS and ISS.

A Selective Tax ("IS") was also created – under federal jurisdiction, which will be levied on the production, extraction, marketing or import of goods and services that are harmful to health and the environment, under the terms of a supplementary law.

On December 17, 2024, the approval by the National Congress of the first supplementary bill (PLP) 68/2024, which regulated part of the Reform, was completed. PLP 68/2024 was sanctioned with vetoes by the President of the Republic on January 16, 2025, becoming Complementary Law No. 214/2025.

Although the regulation and establishment of the IBS Management Committee was initially addressed in PLP No. 108/2024, the second draft regulation of the Reform, which is yet to be considered by the Federal Senate, part of the treatment has already been incorporated into PLP No. 68/2024, approved as mentioned above, which, among other provisions, determined the establishment, by December 31, 2025, of the aforementioned Committee, responsible for the administration of the aforementioned tax.

There will be a transition period from 2026 to 2032, in which the two tax systems – old and new – will coexist. The impacts of the Reform on the calculation of the aforementioned taxes, from the beginning of the transition period, will only be fully known when the process of regulating the pending issues by complementary law is completed. Consequently, there is no effect of the Reform on the financial statements of December 31, 2024.

Notes to the parent company and consolidated financial statements at December 31, 2024

(In thousands of Brazilian Reals, unless otherwise stated)

2. BASIS OF PREPARATION AND PRESENTATION OF THE PARENT COMPANY AND CONSOLIDATED FINANCIAL STATEMENTS

2.1. Statement of compliance (International Financial Reporting Standards - IFRS® and the Brazilian Accounting Pronouncements Committee - CPC)

The financial statements have been prepared in accordance with the accounting practices adopted in Brazil, including the practices of the Brazilian corporate law, technical pronouncements, guidance and interpretations issued by the Brazilian Accounting Pronouncements Committee (CPC), approved by the Federal Accounting Council (CFC) and the Brazilian Securities Commission (CVM), and in conformity with the International Financial Reporting Standards (IFRS) issued by the International Accounting Standards Board (IASB) (currently named by the IFRS Foundation as "IFRS® Accounting Standards"), including the interpretations issued by the IFRS Interpretations Committee (IFRIC® Interpretations) or by its predecessor body, Standing Interpretations Committee (SIC® Interpretations), and disclose all (and only) the applicable significant information related to the financial statements, which is consistent with the information utilized by management in the performance of its duties.

Individual financial statements

Due to the difference between Brazilian and international accounting practices regarding unrealized results, specifically arising from transactions involving companies of the same economic group, as of January 1, 2019, the individual financial statements of the Parent Company were prepared in accordance with the accounting practices adopted in Brazil issued by the Accounting Pronouncements Committee (CPC). These individual statements are disclosed together with the consolidated financial statements.

Consolidated financial statements

The consolidated financial statements were prepared and are being presented in accordance with the accounting practices adopted in Brazil, including the pronouncements issued by the Accounting Pronouncements Committee (CPC) and in accordance with the international financial reporting standards (International Financial Reporting Standards (IFRS), issued by the International Accounting Standards Board (IASB)) (currently referred to by the IFRS Foundation as "IFRS accounting standards").

The individual and consolidated financial statements have been prepared using historical cost as the basis for measurement, which, in the case of certain financial assets and liabilities (including derivative instruments), has its cost adjusted to reflect measurement at fair value. Details of the Group's accounting policies, including any changes, are disclosed in notes 4.

These parent company and consolidated financial statements were approved and authorized for issue by the Executive Board on March 20, 2025.

Basis of measurement

The individual and consolidated financial statements were prepared based on historical cost value, except for hedged financial instruments measured by VJORA, as disclosed in explanatory note 7.1, when applicable.

2.2. Statement of value added ("DVA")

The preparation of parent company and consolidated statements of value added ("DVA") is required by the Brazilian corporate legislation and the accounting practices adopted in Brazil applicable to listed companies.

The DVA was prepared in accordance with CPC 09 - "Statement of Value Added".

As IFRS do not require the presentation of such statement, it is supplementary to the IFRS parent company and consolidated financial statements.

Notes to the parent company and consolidated financial statements at December 31, 2024

(In thousands of Brazilian Reals, unless otherwise stated)

2.3. Functional and presentation currency

These parent company and consolidated financial statements are presented in Brazilian Real/Reais ("R\$"), which is the functional currency of Movida Participações and its subsidiaries, except for subsidiary DOH. All amounts have been rounded to the nearest thousand, unless otherwise indicated.

a) Foreign currency-denominated transactions

Foreign currency transactions are translated into Brazilian Reais using the exchange rates prevailing at the dates of the transactions or the dates of valuation when items are remeasured.

Foreign exchange gains and losses that relate to financial assets and liabilities, such as loans and borrowings, cash and cash equivalents and marketable securities indexed in a currency other than the Brazilian Real, are presented in the statement of income as finance income or expenses.

b) Subsidiaries with different functional currencies

In the preparation of the consolidated financial statements, the statements of income and of cash flows and all changes in assets and liabilities of the subsidiaries Movida Europe, Movida Finance and Drive on Holidays are translated into Reais at the average monthly exchange rate, which approximates the exchange rate prevailing on the date of the corresponding transactions.

The statement of financial position is translated into Reais at the exchange rates at the end of each year. The effects of exchange rate variations resulting from these translations are presented in "other comprehensive income" in the statements of comprehensive income and in equity.

2.4. Equity interest and basis of consolidation

The parent company and consolidated financial statements at December 31, 2024 and 2023 include the operations of the parent company and its subsidiaries. The equity interests are as follows

Corporate name	Trade name	Domicile	12/31/2024		12/31/2023	
			Direct %	Indirect %	Direct %	Indirect %
Movida Locação de Veículos S.A.	"Movida RAC"	Brazil	100	-	100	-
Movida Finance	"Movida Finance"	Luxembourg	100	-	100	-
Movida Europe	"Movida Europe"	Luxembourg	100	-	100	-
CS Brasil Participações ⁽ⁱ⁾	"CS Participações"	Brazil	-	-	100	-
CS Brasil Frotas S.A. ⁽ⁱⁱ⁾	"CS Frotas"	Brazil	100	-	13.64	86.36
Marbor Frotas Corporativas Ltda. ⁽ⁱ⁾	"Marbor"	Brazil	-	-	100	-
Green Yalla ⁽ⁱ⁾	"Green"	Brazil	-	-	100	-
Sat Rastreamento	"Sat"	Brazil	100	-	100	-
Drive on Holidays	"DOH"	Portugal	-	100	-	100
Marbor Locadora	"Marbor"	Brazil	100	-	-	100

⁽ⁱ⁾ Companies merged from January 1, 2024.

⁽ⁱⁱ⁾ Following the partial spin-off for merger of Movida Locação de Veículos S.A. into Movida Participações S.A. (Note 1.1.1), CS Frotas S.A. became a direct subsidiary.

a) Basis of consolidation

The following accounting policies have been applied consistently in the preparation of the parent company and consolidated financial statements.

Subsidiaries:

The Group controls an entity when it is exposed to, or has rights to, variable returns on its involvement with the entity and has the ability to affect those returns through its power over the entity. The financial statements of subsidiaries are included in the consolidated financial statements from the date on which the Group obtains the control until the date on which control ceases.

In the parent company's individual financial statements, the financial information of subsidiaries is accounted for using the equity method.

Notes to the parent company and consolidated financial statements at December 31, 2024

(In thousands of Brazilian Reals, unless otherwise stated)

Transactions eliminated on consolidation

Intra-group balances and transactions, and any unrealized income and expenses arising from intra-group transactions, are eliminated. Unrealized gains arising from transactions with equity-accounted investees are eliminated against the investment to the extent of the Group's interest in the investee. Unrealized losses are eliminated in the same way as unrealized gains, but only if there is no evidence of impairment.

2.5. Fair value measurement

The fair value is the price that would be received for the sale of an asset or paid to transfer a liability in an orderly transaction between market participants at the measurement date in the principal market or, in its absence, that which would be the most advantageous and available to Movida. The fair value of a liability reflects its non-performance risk, which includes, among others, Movida's own credit risk.

When available, Movida measures the fair value of an instrument using the quoted price in an active market. A market is active if transactions involving the asset or liability occur with sufficient frequency and volume to provide reliable pricing information on an ongoing basis.

If there is no quoted price in an active market, then Movida uses valuation techniques that maximize the use of relevant observable inputs and minimize the use of unobservable inputs. The selected valuation technique should incorporate all of the factors that market participants would take into account when pricing a transaction.

If an asset or liability measured at fair value has a purchase price and a sales price, Movida measures these assets based on the purchase price and the liabilities based on the sales price.

The best evidence of the fair value of a financial instrument at initial recognition is normally the transaction price – i.e. the fair value of the consideration given or received. If Movida determines that the fair value at initial recognition differs from the transaction price, and the fair value is not supported by a quoted price in an active market for an identical asset or liability nor by a valuation technique for which the use of unobservable inputs is judged to be insignificant in relation to the measurement as a whole, then the financial instrument is initially measured at fair value, adjusted to defer the difference between the fair value upon initial recognition and the transaction price. Subsequently, that difference is recognized in income on an appropriate basis over the life of the instrument, but no later than when the valuation is wholly supported by observable market data or the transaction is closed out, whichever occurs first.

Details on the classification and disclosure of Movida's financial instruments are in Note 7.1.

2.6. Risks arising from climate change and sustainability strategies

Given its nature, the logistics and transport sector is responsible for greenhouse gas emissions (GHG) and, consequently, for climate change, and its impacts on society at large.

For this reason, Movida includes the assessments of climate-related risks in its management routine and seeks to operate in a sustainable manner, developing solutions that address or reduce the negative impacts of its operations. Since 2022 a Climate Change Policy has been maintained that, together with the Sustainability Policy, directs mitigation, offset and adaptation actions due to the climate change scenario. Movida counts on a structure dedicated to risk management, including climate-related risks, with own methodologies, tools and processes to identify, assess and, if necessary, mitigate the main risks. With its management system, this structure allows the continuous monitoring of the risks and any impacts, the control the variables involved, and the definition and implementation of mitigation measures and strategies for resilience and adaptation, which aim to reduce the identified exposures.

Movida also follows the precepts in the Greenhouse Gas Emissions Management Program through its subsidiary Movida Europe S.A. ("Movida Europe"), a company established under the laws of the Grand Duchy of Luxembourg ("Issuer"), in order to contribute to the public target of reducing the intensity of GHG emissions by 15% by 2030. As mentioned in Note 17, this target is linked to the issuance of Sustainability-

Notes to the parent company and consolidated financial statements at December 31, 2024

(In thousands of Brazilian Reals, unless otherwise stated)

Linked Bond (SLB) in 2021. The indicator related to this commitment considers scope 1 and 2 emissions from all Group companies, in addition to categories 4 and 13 (Tank-to-Wheel) of scope 3. Category 4 includes the burning of fuels related to transport and distribution (upstream) and category 13 considers emissions related to assets leased to third parties (organization as lessor). This is essential for SIMPAR, controlling shareholder, to achieve the intensity target that takes into account the net revenue of the SIMPAR Group companies.

The measurement and monitoring of emissions, as well as the target, is presented quarterly to the Movida Sustainability Committee; the following factors are considered as part of the plan to achieve the target:

- Maintenance of a low average age of the fleet and adoption of low-emission technologies;
- Assessment of the acquisition of electrical and biomethane-powered vehicles and equipment;
- Preference for the use of ethanol in internal supplies, with an internal communication campaign, involving employees;
- Use of telemetry to improve driver performance, reducing fuel consumption and optimizing the fleet;
- Increased participation of renewable energy sources in the energy matrix, to minimize Scope 2 emissions.

Movida compiles its emissions inventory for its sustainability report which is covered by an assurance report issued by independent auditors and published annually. The program of controls is constantly improved in pursuit of the established objective, encompassing Scopes 1, 2 and 3 and, since 2019, it has been recognized with the Gold Seal in the Brazilian GHG Protocol Program - an external attestation of transparency in the disclosure of this information. In 2023, the Company maintained a grade B in the Carbon Disclosure Project (CDP), an assessment that positions it above the global average among the companies most committed to the issue of climate change in the transport and logistics sector. In the years ended December 31, 2024 and 2023, Movida had no significant financial impacts arising from events caused by climate change, other than those already included in the financial statements.

3. USE OF ESTIMATES, ASSUMPTIONS AND JUDGMENTS

In the preparation of these financial statements, Management made judgments, estimates and assumptions in implementing its accounting policies that affect the reported amounts of assets, liabilities, income and expenses. Actual results may differ from these estimates. These estimates are reviewed on an ongoing basis. Revisions to estimates are recognized prospectively.

3.1. Judgments

The accounting estimates and underlying judgments are reviewed on an ongoing basis based on historical experience and other factors that are considered to be reasonable in the circumstances.

Cash flow statements – Indirect method (securities and short-term investments): Movida classifies bonds, securities and short-term investments as operating activities due to their short-term nature and used to settle suppliers and debts. These amounts are not intended for long-term investments and are used in the Group's operating cycle.

3.2. Uncertainties over accounting estimates and assumptions

Based on assumptions, the Group makes estimates concerning the future. The resulting accounting estimates will, by definition, seldom equal the related actual results. The estimates and assumptions that have a significant risk of causing a material adjustment to the carrying amounts of assets and liabilities within the next financial year are addressed below:

- a) Deferred income tax and social contribution - recognition of deferred tax assets: availability of future taxable profit against which the deductible temporary differences and tax losses can be used - Note 22.1.

Notes to the parent company and consolidated financial statements at December 31, 2024

(In thousands of Brazilian Reals, unless otherwise stated)

- b) Property and equipment (definition of residual value and useful life) - Note 13;
- c) Vehicles decommissioned for fleet renewal - realizable value - Note 11;
- d) Impairment losses of intangible assets - impairment test of intangible assets and goodwill: key assumptions regarding recoverable amounts - Note 14.1;
- e) Expected losses from trade receivables: measurement of expected losses from trade receivables and contract assets: key assumptions in determining the weighted average rate of loss - Note 10;
- f) Provision for judicial and administrative litigation, recognition and measurement of provisions and contingencies: key assumptions regarding the likelihood and materiality of resource outflows - Note 20.2;
- g) Derivative financial instruments: determination of fair values - Note 7.2.

4. MAIN ACCOUNTING POLICIES ADOPTED

4.1. Financial instruments

a) Financial assets

Movida's financial instruments are presented below, allocated on the basis of their accounting classifications.

These instruments are managed based on operating strategies aiming at liquidity, profitability and risk minimization.

Recognition and measurement

A financial asset is initially measured at fair value plus, for an item not measured at fair value through profit or loss (FVTPL), transaction costs that are directly attributable to its acquisition or issuance. A trade receivable is measured initially at the transaction price.

Financial assets and liabilities are initially recognized when Movida becomes a party to the contractual provisions of the instrument, except for trade receivables, which are initially recognized at the date when they were originated.

Transaction costs of financial assets carried at fair value through profit or loss are expensed in profit or loss.

Classification and subsequent measurement

On initial recognition, a financial asset is classified as measured at amortized cost or at fair value (either at fair value through other comprehensive income - FVOCI or at fair value through profit or loss - FVTPL).

Financial assets are not reclassified subsequent to their initial recognition unless Movida changes its business model for managing financial assets, in which case all affected financial assets are reclassified on the first day of the first reporting period following the change in the business model.

A financial asset is measured at amortized cost if it meets both of the following conditions below and it is not designated as at FVTPL:

- i) It is held within a business model whose objective is to hold assets to collect contractual cash flows; and
- ii) Its contractual terms give rise on specified dates to cash flows that are solely payments of principal and interest on the principal amount outstanding.

All financial assets not classified as measured at amortized cost as described above are measured at FVTPL or FVOCI. On initial recognition, Movida may irrevocably designate a financial asset that otherwise

Notes to the parent company and consolidated financial statements at December 31, 2024

(In thousands of Brazilian Reals, unless otherwise stated)

meets the requirements to be measured at amortized cost or at FVTPL if doing so eliminates or significantly reduces an accounting mismatch that would otherwise arise.

Financial assets at FVTPL	These assets are subsequently measured at fair value. Net income, including any interest, is recognized in profit or loss.
Financial assets at amortized cost	These assets are subsequently measured at amortized cost using the effective interest method. The amortized cost is reduced by impairment losses. Interest income and impairment are recognized in profit or loss. Any gain or loss on derecognition is recognized in profit or loss.
Financial instruments at FVOCI	Changes in carrying value are recorded in other comprehensive income, except for the recognition of impairment gains or losses, interest income and foreign exchange gains and losses, which are recognized in profit or loss. When the financial asset is written off, the cumulative gains or losses that had been recognized in other comprehensive income are reclassified from equity to profit or loss and recognized in other gains/(losses). Interest income from these financial assets is recorded in financial income using the effective interest rate method. Foreign exchange gains and losses are presented in other gains/(losses) and impairment expenses are presented in a separate account in the income statement.

Derecognition

Movida derecognizes a financial asset when the contractual rights to the cash flows from the asset expire, or it transfers the rights to receive the contractual cash flows in a transaction in which substantially all the risks and rewards of ownership of the financial asset are transferred or in which Movida neither transfers nor retains substantially all of the risks and rewards of ownership and it does not retain control of the financial asset.

b) Financial liabilities – classification, subsequent measurement and gains and losses

Classification and measurement

Financial liabilities were classified as measured at amortized cost. Liabilities at amortized cost are subsequently measured at amortized cost using the effective interest method. Interest expense and foreign exchange gains and losses are recognized in profit or loss. Any gain or loss on derecognition is also recognized in profit or loss.

Derecognition

Movida derecognizes a financial liability when its contractual obligations are discharged, canceled or expired. Movida also derecognizes a financial liability when its terms are modified and the cash flows of the modified liability are substantially different, in which case a new financial liability based on the modified terms is recognized at fair value.

In the derecognition of a financial liability, the difference between the extinct carrying amount and the consideration paid (including transferred assets that do not transit through the cash or recognized liabilities) is recognized in profit or loss.

c) Offsetting

Financial assets and financial liabilities are offset and the net amount presented in the statement of financial position when Movida has a legally enforceable right to set off the amounts and it intends either to settle them on a net basis or to realize the asset and settle the liability simultaneously.

Notes to the parent company and consolidated financial statements at December 31, 2024

(In thousands of Brazilian Reals, unless otherwise stated)

As mentioned in Note 17(xi), the amount of USD 425,000 thousand was raised via credit operation by the subsidiary Movida Locação de Veículos S.A. through the application of Law 4131/62. In turn, Movida Europe invested the equivalent value in Credit Linked Notes - CLN in a branch of the same financial institution abroad as collateral. In this way, the Company presents the debt at its net value of said investment. During the 2024 financial year, a total of USD 150,000 thousand relating to this operation was settled. On December 31, 2024, the balances offset between financial assets and liabilities in this transaction total USD 275,000 thousand, equivalent to R\$ 1,702,883 (USD 275,000 thousand, equivalent to R\$ 1,331,358 on December 31, 2022).

d) Derivative financial instruments and hedge activities

Initially, derivatives are recognized at their fair value as at the date on which a derivative contract is entered into, and subsequently remeasured at fair value. The method for recognizing the resulting gain or loss depends, in the case of the adoption of hedge accounting, on the nature of the item/object being hedged. Movida adopts hedge accounting and designates certain derivatives as cash flow hedges.

The fair values of financial instruments that are not traded on active markets are determined using valuation techniques. Management uses its judgment to choose between various methods and to define assumptions mainly based on the market conditions existing at the reporting date. Movida used the discounted cash flow analysis to calculate the fair values of several financial assets at fair value through other comprehensive income, assets that are not traded in active markets. The fair value of swaps is calculated based on the present value of estimated future cash flow based on observable yield curves.

Cash flow hedge

The effective portion of changes in the fair value of derivatives designated and qualified as cash flow hedges is recognized in equity, in "Equity valuation adjustments". The gain or loss related to the ineffective portion is immediately recognized in the statement of income as "Total interest and charges on debts, net of swap" (Note 25). The amounts accumulated in equity are reclassified when the hedged item affects profit or loss. Gains or losses related to the effective portion of interest rate swaps hedging loans at variable rates are recognized in the statement of income as finance expenses at the same time as the interest expenses are recorded for the hedged loans.

Movida contracts swaps with terms that are similar to the hedged item, such as reference rate, reset dates, payment dates, maturities and reference value. The hedged item can be identified in full or as a proportion of the outstanding loans based on the swaps' reference value. At December 31, 2024, Movida did not identify any hedge ineffectiveness, that is, for all derivative financial instruments contracted by the Company there is an economic relationship between the hedged item and the hedging instrument, in addition to the effectiveness tests properly formalized.

Notes to the parent company and consolidated financial statements at December 31, 2024

(In thousands of Brazilian Reals, unless otherwise stated)

4.2. Cash and cash equivalents

Cash and cash equivalents include cash, bank deposits and other highly-liquid short-term investments, from the normal course of its operations with original maturities up to 90 days, readily convertible into cash and with insignificant risk of change in value.

4.3. Marketable securities and financial investments

Financial investments not classified as cash equivalents are those without guarantees of repurchase by the issuer in the primary market, only in the secondary market (over-the-counter), and are measured at fair value through profit or loss or other comprehensive income.

4.4. Trade receivables

Trade receivables arise from vehicle rentals, fleet services and the sale of vehicles decommissioned for fleet renewal in the normal course of business. If the collection period is of one year or less, the receivables are classified in current assets. If not, they are presented as non-current assets.

Trade receivables are recognized initially at fair value on the date on which they were originated and subsequently measured at amortized cost using the effective interest method, less provision for expected losses from trade receivables ("impairment").

For vehicle rental contracts whose lease or rendering of services is in progress at the end of the month and will be billed in a subsequent period, revenue is determined by measurements according to the respective days incurred and recognized as unbilled revenue from rentals in trade receivables, until vehicles are returned and the contracts terminated.

Movida uses a simplified "provision matrix" to calculate expected losses from its trade receivables, whereby the amount of expected losses is defined on an "ad hoc" basis. The provision matrix is based on historical loss percentages observed over the expected life of the receivables and is adjusted for specific customers in accordance with future estimates and qualitative factors, such as the debtor's financial capacity, guarantees provided, ongoing renegotiations, among other monitored variables. These qualitative factors are monitored monthly by the Credit and Collection Committee. Historical loss percentages and changes in future estimates are reviewed at each statement of financial position date or whenever a significant event occurs which indicates possible significant change.

4.5. Vehicles decommissioned for fleet renewal

This account includes vehicles that were recorded as property and equipment and that, as a result of having been decommissioned, are available for immediate sale. These assets classified in current assets are available for immediate sale in their present condition and are thus very likely to be sold in under a year. Once classified as vehicles decommissioned for fleet renewal, assets are no longer depreciated.

Depending on levels of demand, such as seasonal peaks, the vehicles can be returned to operations. When this occurs, the assets are again classified as property and equipment and depreciation resumes.

Vehicles decommissioned for fleet renewal are stated at cost or net realizable value, whichever is lower. Net realizable value is the estimated sales price in the normal course of business, less estimated completion costs and estimated costs necessary to make the sale.

Notes to the parent company and consolidated financial statements at December 31, 2024

(In thousands of Brazilian Reals, unless otherwise stated)

4.6. Investments

The financial information of subsidiaries is accounted for using the equity method. Under this method, the investment is initially recognized at cost and subsequently adjusted to recognize the Company's interest in the changes of the investee's net assets. Adjustments to the investment's carrying amount are also necessary to recognize the Company's proportionate interest in the changes in the equity valuation adjustments balance, recognized directly in its equity. These changes are also recognized directly in its subsidiaries, that is, in equity valuation adjustments directly in equity.

a) Business combination

(i) Recognition

Business combinations are recorded using the acquisition method when the activities/assets acquired meet the definition of a business and control is transferred to Movida. In determining whether a set of activities and assets is a business, Movida assesses whether the set of acquired assets and activities includes, at a minimum, an input and a substantive process that together contribute significantly to the ability to generate output.

The consideration transferred is measured at fair value, as are the identifiable net assets acquired. Any goodwill that arises in the transaction is tested annually for impairment (Note 14.2). Bargain purchase gains are immediately recognized in profit or loss. Transaction costs are recorded in the statement of income as incurred, except for costs related to the issuance of debt or equity instruments.

The consideration transferred does not include amounts related to the payment of pre-existing relationships.

These amounts are generally recognized in profit or loss for the year.

Any contingent consideration payable is measured at fair value on the acquisition date. If the contingent consideration is classified as an equity instrument, then it is not remeasured and settlement is recorded within equity. Other contingent payments are remeasured at fair value at each reporting date and subsequent changes in fair value are recognized in profit or loss.

If the share-based payment plans held by the acquiree's employees need to be replaced (replacement of plans), all or part of the new amount of the replacement plan issued by the acquirer is included in the measurement of the consideration transferred in the business combination. This determination is based on the market value of the replacement plan compared to the market value of the acquiree's share-based payment plan and the extent to which this replacement plan refers to services provided prior to the combination.

(ii) Goodwill

Goodwill is initially measured as the excess of the consideration paid over the fair value of the net assets acquired (identified assets and liabilities assumed). When the consideration transferred is less than the fair value of the net assets acquired, the difference is recognized as a gain in the statement of income.

Goodwill acquired in the course of a business combination is, from the acquisition date, allocated to each CGU of Movida that is expected to benefit from the synergies of the combination, irrespectively of the other assets or liabilities of the acquiree being assigned to that CGU.

Notes to the parent company and consolidated financial statements at December 31, 2024

(In thousands of Brazilian Reals, unless otherwise stated)

4.7. Property and equipment

a) Recognition and measurement

Items of property and equipment are measured at cost, less accumulated depreciation and any accumulated impairment losses, when applicable. If significant parts of an item of property and equipment have different useful lives, then they are accounted for as separate items (major components) of property and equipment.

Any gain or loss on disposal of an item of property and equipment is recognized in profit or loss.

Loans and borrowings costs directly attributable to the acquisition, construction or production of a qualifying asset that requires a substantial period of time to get ready for its intended use or sale are capitalized as part of the cost of that asset when it is probable that future economic benefits associated with the item will flow to the Company, and the related costs can be measured reliably. Other loans and borrowings costs are recognized as finance expenses in the year in which they are incurred.

b) Subsequent expenditure

Subsequent expenditure is capitalized only if it is probable that future economic benefits associated with the expenditure will flow to Movida. Maintenance and recurring repair costs are recognized in profit or loss when incurred.

c) Write-offs

An item of property and equipment is written off when sold or when no future economic benefit is expected from its use or sale. Any gain or loss resulting from the write-off of the asset (calculated as the difference between the net assets sale value and the carrying amount of the assets) is included in the statement of income for the year in which the asset was derecognized.

d) Depreciation

Depreciation is calculated to write off the cost of items of property and equipment less their estimated residual values using the straight-line method over their estimated useful lives. Thus, depreciation rates vary according to the date on which the asset was purchased, the type of the purchased asset, the amount paid, and the estimated sale date and price (method of depreciation for use and sale). The depreciation of other property and equipment items is recorded as expense.

Movida annually reviews the expected market value estimates of its property and equipment items at the end of the economic useful life, based on historical data on the market value of its vehicles (according to the chart prepared by the Economic Research Institute - FIPE and/or other trade platforms), regularly monitors the estimated economic useful lives used to determine the respective depreciation and amortization rates and, whenever necessary, performs analyses on the recoverability of its assets.

The depreciation methods, useful lives and residual values are reviewed periodically and adjusted, if appropriate. In 2024, an assessment was carried out and rates were adjusted to reflect the current market scenario.

e) Impairment testing

Assets that are subject to depreciation are reviewed for impairment whenever events or changes in circumstances indicate that the carrying value may not be recoverable. An impairment loss is recognized when the carrying value of the asset exceeds its recoverable value, which represents the greater of the fair value of an asset less its disposal costs and its value in use.

Notes to the parent company and consolidated financial statements at December 31, 2024

(In thousands of Brazilian Reals, unless otherwise stated)

4.8. Intangible assets

a) Goodwill arising from business combination

Goodwill represents the excess of the consideration paid and/or payable for business acquisition over the net fair value of the assets and liabilities of the acquired subsidiary, based on expected future profitability, associated to Movida's business combinations.

Goodwill on acquisition of subsidiaries is recorded as "Intangible assets" in the consolidated financial statements.

Goodwill is measured at cost less accumulated impairment losses. Goodwill is tested annually for impairment and any impairment losses are recognized in the statement income for the year and cannot be reversed. Gains and losses on the disposal of an entity include the carrying amount of goodwill relating to the entity sold.

For the purpose of impairment testing, goodwill is allocated to cash-generating units ("CGUs") (Note 14.1). The allocation is made to those CGUs or groups of CGUs that are expected to benefit from the business combination in which the goodwill arose, identified according to operating segment.

b) Software

Computer software licenses are capitalized on the basis of the costs incurred to acquire and bring to use the respective software. These costs are amortized over the estimated useful life of the software.

Costs associated with maintaining computer software are recognized as an expense as incurred.

c) Contracts with customers and non-compete agreements

When acquired in a business combination, these are recognized at fair value at the acquisition date. Customer relationships, customer lists and non-compete agreements have finite useful lives and are measured at cost less accumulated amortization. Amortization is calculated using the straight-line method over the estimated useful life.

d) Trademarks

Trademarks, when acquired in a business combination, are recognized as intangible assets at fair value at the acquisition date. As they have indefinite useful lives, these assets are not amortized and are tested for impairment annually.

e) Point-of-sales

Comprises assignment of point-of-sales acquired when contracting store leases, which are stated at acquisition cost and amortized using the straight-line method (Note 14).

f) Amortization

The life of an intangible asset can be finite or indefinite, when it has a finite useful life, the asset is amortized over its estimated useful life.

The assets with indefinite useful lives are not amortized, but are tested annually for impairment, individually or at the cash-generating unit level.

Notes to the parent company and consolidated financial statements at December 31, 2024

(In thousands of Brazilian Reals, unless otherwise stated)

4.9. Trade payables

Trade payables are obligations to pay for goods or services that have been acquired in the ordinary course of business and are classified as current liabilities if payment is due in one year or less. If not, they are presented as non-current liabilities. Trade payables are recognized initially at fair value and subsequently measured at amortized cost using the effective interest method.

4.10. Loans and borrowings

Loans and borrowings are recognized initially at fair value, net of transaction costs incurred, and are subsequently carried at amortized cost. Any difference between the proceeds (net of transaction costs) and the total amount payable is recognized in the statement of income during the period in which the debentures are outstanding, using the effective interest method.

4.11. Debentures

Debentures are recognized initially at fair value, net of transaction costs incurred, and subsequently carried at amortized cost. Any difference between the proceeds (net of transaction costs) and the total amount payable is recognized in the statement of income during the period in which the debentures are outstanding, using the effective interest method.

4.12. Right-of-use leases

At contract inception, Movida assesses whether the contract is or contains a lease. A contract is, or contains, a lease if the contract transfers the right to control the use of an identified asset for a period of time in exchange for consideration. To assess whether a contract transfers the right to control the use of an identified asset, Movida uses the lease definition in CPC 06 (R2) / IFRS 16.

a) As a lessee

At commencement or on modification of a contract that contains a lease component, Movida allocates the consideration in the contract to each lease component on the basis of its relative stand-alone prices.

However, for property leases, Movida chose not to separate the non-leased components and account for the leased and non-leased components as a single component.

Movida recognizes a right-of-use asset and a lease liability at the date of commencement of the lease. The right-of-use asset is initially measured at cost, which comprises the initial measurement value of the lease liability, adjusted for any lease payments made by the start date, plus any initial direct costs incurred by the lessee and an estimate of the costs to be incurred by the lessee in disassembly and removal of the underlying asset, restoring the location where it is located or restoring the underlying asset to the condition required by the lease terms and conditions, minus any lease incentives received.

The right-of-use asset is subsequently depreciated using the straight-line method from the commencement date to the end of the lease term, unless the lease transfers ownership of the underlying asset to the lessee by the end of the lease term or the cost of the right-of-use asset reflects that the lessee will exercise a purchase option. In that case the right-of-use asset is depreciated over the useful life of the underlying asset, which is determined on the same basis as those of property and equipment. In addition, the right-of-use asset is periodically reduced by impairment losses, if any, and adjusted for certain remeasurements of the lease liability.

The lease liability is initially measured at the present value for lease payments that are not made at the commencement date, discounted using the interest rate implicit in the lease or, if that rate cannot be readily determined, the Group's incremental borrowing rate. The Group uses its incremental borrowing rate as the discount rate, which is calculated by obtaining interest rates from various external financing sources and making certain adjustments to reflect the terms of the contract and the type of the leased asset.

Notes to the parent company and consolidated financial statements at December 31, 2024

(In thousands of Brazilian Reals, unless otherwise stated)

Lease payments included in the measurement of the lease liability comprise the following:

- i) Fixed payments, including in-substance fixed payments and PIS/COFINS credits;
- ii) Variable lease payments that depend on an index or a rate, initially measured using the index or rate as at the commencement date;
- iii) Amounts expected to be payable by the lessee under a residual value guarantee; and
- iv) The exercise price under a purchase option that the lessee is reasonably certain to exercise, and penalties for early termination of a lease unless the lessee is reasonably certain not to terminate early.

The lease liability is measured at amortized cost using the effective interest method. It is remeasured when there is a change in future lease payments arising from a change in an index or a rate, if there is a change in the Company's estimate of the amount expected to be payable under a residual value guarantee, if Movida changes its assessment of whether it will exercise a purchase, extension or termination option or if there is a revised in-substance fixed lease payment.

When the lease liability is remeasured in this way, an adjustment corresponding to the carrying amount of the right-of-use asset is made or is recognized in profit or loss if the carrying amount of the right-of-use asset has been reduced to zero.

Movida presents right-of-use assets which do not meet the definition of investment property in 'property and equipment' and lease liabilities in 'leases payable' in the statement of financial position. Right-of-use assets and liabilities are classified by asset class.

Leases of short-term and low-value assets

The Company makes use of the exemptions for recognition of leases under CPC 06 (R2) / IFRS 16 for the following items:

- i) does not recognize right-of-use assets and liabilities for leases with terms under 12 months;
- ii) does not recognize right-of-use assets and lease liabilities for leases of low-value assets or leases in which the asset is considered irrelevant for accounting purposes (e.g. IT equipment);
- iii) excludes initial direct costs from the measurement of the right-of-use assets at the date of initial application; and
- iv) uses its hindsight when determining the lease term.

b) As lessor

At commencement or on modification of a contract that contains a lease component, the Group allocates the consideration in the contract to each lease component on the basis of its stand-alone prices.

When Movida acts as lessor, it determines, at the beginning of the lease, whether each lease is finance lease or operating lease.

To classify each lease, Movida makes an overall assessment of whether the lease transfers substantially all of the risks and rewards inherent in ownership of the underlying asset. If that is the case, the lease is a finance lease; otherwise, it is an operating lease. As part of this assessment, Movida considers certain indicators, such as whether the lease term refers to most of the asset's economic life.

When Movida is an intermediate lessor, it accounts for its interests in the head lease and the sub-lease separately. It evaluates the sublease classification based on the right-of-use asset resulting from the head lease rather than based on the underlying asset. If the head lease is a short-term lease that the Group, as lessee, accounts for by applying the exemption described above, it classifies the sublease as an operating lease.

If a contract contains lease and non-lease components, Movida will apply CPC 47 / IFRS 15 to allocate the consideration in the contract.

Notes to the parent company and consolidated financial statements at December 31, 2024

(In thousands of Brazilian Reals, unless otherwise stated)

Movida applies the derecognition and impairment requirements in CPC 48/IFRS 9 to the net investment in the lease (Notes 4.1 and 14.2). Movida also regularly reviews the estimated unguaranteed residual values used in the calculation of the gross investment in the lease.

Movida recognizes lease receipts arising from operating leases as revenue under the straight-line method over the lease term, as part of its operating income.

In general, the accounting policies applicable to the Group as lessor in the comparative period do not differ from those of CPC 06 (R2)/IFRS 16.

c) Sub-lease

The subsidiary Movida RAC (Rent a Car) leases vehicles to the Parent Company with an average term of three years, classified as an operating lease since the contractual flow of operations considers the sale of the asset at market value after the average period of three years and that there is no option of disposal and transfer of the asset to the taker of the service. Following the corporate reorganization (Note 1.1.1), this operation with Movida Locação was discontinued.

Changes in the balances of subleased vehicles is disclosed in Note 19 under “vehicles” in the Parent Company.

4.13. Judicial deposits and provision for judicial and administrative litigation

Movida is a party to a number of civil, labor and tax lawsuits and administrative lawsuits. A provision is made for lawsuits when it is probable that an outflow of funds will be required to settle a contingency and/or an obligation, and where a reasonable estimate of this outflow can be made. The assessment of the likelihood of loss includes available evidence, hierarchy of laws, available case laws, recent court decisions and their relevance in the legal system, as well as the advice of outside lawyers.

The provision is reviewed and adjusted for changes in circumstances, such as the expiry of prescriptive periods, conclusion of tax inspections, or additional matters arising or new court decisions.

The nature of the lawsuits is as follows:

Civil - Civil lawsuits are not for individually material amounts; they are mainly related to alleged failure to provide services (mainly credit card billing issues related to leasing in general, vehicle damages and traffic fines), termination of contract of sale and purchase of vehicles, as well as lawsuits involving traffic accidents filed by third parties and regressive action of insurers.

Tax - Tax lawsuits are not for individually material amounts; they are mainly related to tax assessment notices and annulment actions alleging improper collection of ICMS and ISS, as well as tax execution/motion to stay execution arising from the collection of IPVA, PIS/COFINS, advertising fees and other.

Labor - Labor lawsuits are not for individually material amounts; the related provision covers the risks of loss arising from lawsuits claiming compensation for overtime, commissions, hazardous duty premium, health hazard premium, work accidents and lawsuits filed by employees of third parties due to secondary obligor liability.

4.14. Labor and social liabilities

a) Short-term benefits

Short-term employee benefits are expensed as the related service is provided. A liability is recognized for an amount expected to be paid when Movida has a present legal or constructive obligation to pay the amount as a result of past service provided by the employee and the obligation can be estimated reliably.

Notes to the parent company and consolidated financial statements at December 31, 2024

(In thousands of Brazilian Reals, unless otherwise stated)

b) Profit sharing

Movida recognizes a liability for profit sharing based on a model that takes into consideration the profit attributable to Movida's shareholders after adjustments.

4.15. Income tax and social contribution

The income tax and social contribution expenses for the year comprise current and deferred taxes. Taxes on profit are recognized in the statement of income.

The current and deferred income tax and social contribution charge is calculated based on the tax laws enacted or substantively enacted at the reporting date. Management periodically evaluates the positions taken by Movida in income tax returns when the applicable tax regulations are subject to interpretation. It establishes provision where appropriate on the basis of amounts expected to be paid to the tax authorities.

The income tax and social contribution on profit are presented net, separated by taxpaying entity, in liabilities when there are amounts payable, or in assets when the amounts prepaid exceed the total amount due on the reporting date, if there is a legally enforceable right to offset the tax liabilities and assets, and if these are related to taxes levied by the same tax authority.

Deferred income tax and social contribution are recognized on temporary differences between the tax bases of assets and liabilities and their carrying amounts in the financial statements. However, deferred taxes are not accounted for if they arise from the initial recognition of an asset or liability in a transaction other than a business combination that, at the time of the transaction, affects neither the accounting nor the taxable profit or loss (tax losses).

A deferred tax asset is recognized in respect of unused tax loss carryforwards and temporary differences to the extent that it is probable that future taxable profits will be available against which it can be used. Future taxable profits are determined based on the reversal of material taxable temporary differences. If taxable temporary differences are insufficient to fully recognize a deferred tax asset, taxes due on future profits are considered, adjusted for reversals of existing temporary differences, based on Movida's business plans.

Current and deferred income tax and social contribution are calculated based on the rates of 15%, plus a 10% surcharge on the taxable income exceeding R\$ 240 annually for income tax and 9% on the taxable income for social contribution, and take into account the offset of tax loss carryforwards limited to 30% of the taxable income.

In a business combination, tax law permits the deduction of the goodwill and of the fair value of the net asset generated at the acquisition date when an action is taken (non substantial) after the acquisition, for example, Movida carries out a merger or spin-off of the businesses acquired and, therefore, the tax and accounting bases of the net assets acquired are the same as those at the acquisition date. Hence, Movida intends to merge the acquiree to assure deductibility of the amortization and depreciation of the assets acquired.

4.16. Equity

a) Common shares

Incremental costs directly attributable to the issue of new shares or options are recognized as a deduction from equity. The effects of taxes related to the costs of these transactions are recorded in accordance with IAS 12 / CC 32 - Income Taxes.

b) Repurchase and reissuance of shares (treasury shares)

When own shares are repurchased, the consideration paid, which includes any directly attributable costs, is recognized as a deduction from equity.

Notes to the parent company and consolidated financial statements at December 31, 2024

(In thousands of Brazilian Reals, unless otherwise stated)

The repurchased shares are classified as treasury shares and are presented as a deduction from equity. When treasury shares are subsequently sold or reissued, the amount received is recognized as an increase in equity, and the gain or loss resulting from the transaction is presented as a capital reserve.

c) Capital reserve

Capital reserves, presented in equity, are amounts received by the Company that do not flow through income. The reserve reflects the share premiums determined when shareholders make contributions to increase capital. The capital reserves are a group of accounts within equity.

d) Distribution of dividends and interest on capital

The distribution of dividends and interest on capital to the Company's shareholders is recognized as a liability in the financial statements at year-end based on the Company's bylaws. Any amount that exceeds the minimum required is only provided for on the date it is approved by Management for interest on capital or by the shareholders at the Annual and Extraordinary General Meeting for dividends. The benefit of deductibility of interest on capital for income tax and social contribution purposes is recognized in the statement of income.

4.17. Net revenue from leases, rendering of services and sale of assets used in rendering of services

Revenues are recognized at the amount that reflects the Company's expectation of receiving a return for the products and services delivered/rendered to customers.

Gross revenue is presented less rebates and discounts, eliminating revenues between related parties and with present value adjustments.

Revenues are recognized to that extent that it is probable that future economic benefits will flow to Movida and the amount of revenue can be reliably measured. Revenue is measured based on the fair value of the consideration received, net of discounts, rebates and taxes or charges on sales and services rendered.

The following specific criteria should also be met before revenue is recognized:

a) Net revenue from rendering of services (vehicle rental)

Revenue from vehicle rental is recognized on a daily basis according to the rental agreements entered into with customers. The revenue from the management of rented car insurance claims is recognized when the service is provided, as well as the revenue from insurance intermediation.

b) Revenue from sale of assets used in rendering of services

Revenue from sale of assets is recognized when the significant risks and rewards of ownership of the asset are transferred to the purchaser, which usually occurs upon delivery.

4.18. Transactions with related parties

Management has identified as related parties its shareholders, other companies related to these shareholders, its managers and other key management personnel and their families, as defined in Pronouncement CPC 5 (R1) / IAS 24.

Movida has a commercial agreement to sell to the Simper Group vehicles used in its operation, limited to 10% of the sales made by Movida in the last 12 months. However, in accordance with the guidelines approved by the Board of Directors, the minimum sale price by Movida must correspond to the average price of pre-owned vehicles sold for larger groups (according to the make, model and mileage of each vehicle) by Movida in the 60 days prior to the receipt of the intention to sell.

Notes to the parent company and consolidated financial statements at December 31, 2024

(In thousands of Brazilian Reals, unless otherwise stated)

4.19. Earnings per share

Basic earnings per share are calculated by dividing the profit for the year attributable to the owners of the Company (holders of common shares) by the weighted average number of common shares outstanding during the year.

Diluted earnings per share are calculated by dividing the profit attributable to holders of common shares of the Company (after the adjustment for interest on convertible preferred shares) by the weighted average number of common shares outstanding during the year plus the weighted average number of common shares that would be issued upon conversion of all potential dilutive common shares into common shares.

5. NEW STANDARDS AND INTERPRETATIONS

5.1. Amendments and standards effective as of January 1, 2023

5.1.1. Amendments to IAS 7 and IFRS 7 “Supplier Finance Arrangements”

The amendments to IAS 7 (equivalent to CPC 03 (R2) - Statements of Cash Flows) and to IFRS 7 (equivalent to CPC 40 (R1) - Financial Instruments: Disclosures) clarify the characteristics of supplier finance arrangements and require additional disclosures for such arrangements. The disclosure requirements in the amendments aim to help users of financial statements to understand the effects of supplier finance arrangements on an entity's liabilities, cash flows and exposure to liquidity risk. The amendments are effective for annual reporting periods beginning on or after January 1, 2024.

Movida provided additional disclosures on the supplier finance arrangement (Note 15.1).

5.1.2. Amendments to IAS 1 “Presentation of Financial Statements”

In accordance with IAS 1 – Presentation of Financial Statements, in order for an entity to classify liabilities as non-current in its financial statements, it must have the right to defer settlement of the liability for at least 12 months after the reporting period.

In October 2022, the IASB issued amendments to IAS 1 to clarify that liabilities subject to covenants requiring achievement of specific rates after the reporting date do not affect a liability's classification as current or non-current. Only covenants with which an entity must comply at the reporting date affect the classification of the liability, even if compliance with the covenant is only tested after that date.

The 2022 amendment introduces additional disclosure requirements that allow users of financial statements to understand the risk of a liability being settled within 12 months after the end of the reporting period. The amendments are effective for annual reporting periods beginning on or after January 1, 2024.

There was no material impact on Movida's financial statements for the year ended December 31, 2024.

5.1.3. Amendments to IFRS 16 “Leases”

The amendments issued in September 2022 provide clarifications on the lease liability in a sale and leaseback transaction. When measuring the lease liability subsequent to the sale and leaseback, the seller-lessee determines the “lease payments” and the “revised lease payments” in a manner that does not result in the recognition by the seller-lessee of any amount of related gain or loss to the right of use that it retains. This could particularly impact sale and leaseback transactions where the lease payments include variable payments that do not depend on an index or a rate. The amendments are effective for annual reporting periods beginning on or after January 1, 2024.

Notes to the parent company and consolidated financial statements at December 31, 2024

(In thousands of Brazilian Reals, unless otherwise stated)

There was no material impact on Movida's financial statements for the year ended December 31, 2024.

5.2. New accounting standards and interpretations not yet effective

5.2.1. IFRS 18: Presentation and Disclosure in Financial Statements

In April 2024, the IASB issued IFRS 18, replacing IAS 1 (equivalent to CPC 26 (R1) - Presentation of Financial Statements). IFRS 18 introduces new disclosure requirements for presentation within the statement of profit or loss for the year, including specified totals and subtotals. In addition, entities are required to classify income and expenses within the statement of profit or loss for the year in one of the five categories: operating, investing, financing, income taxes and discontinued operations, the first three of which are new categories.

The standard also requires the disclosure of management-defined performance measures, subtotals of income and expenses, and includes new requirements for the aggregation and disaggregation of financial information based on the functions identified in the primary financial statements and disclosed in the explanatory notes.

In addition, restricted scope amendments were made to IAS 7 (equivalent to CPC 03 (R2) - Statement of Cash Flows), which include changing the starting point to determine cash flows from operations using the indirect method, from "profit or loss for the period" to "operating profit or loss", and removing the option to classify cash flows from dividends and interest. There are also consequential amendments to various other standards.

IFRS 18 and the amendments to other standards will be effective for annual reporting periods beginning on or after January 1, 2027, with earlier application permitted, and must be disclosed, although in Brazil earlier application is not permitted. IFRS 18 will be applied retrospectively.

Movida is currently working to identify all impacts arising from these amendments on its financial statements and notes to the financial statements.

5.2.2. IFRS 19: Subsidiaries without Public Accountability: Disclosures

In May 2024, the IASB issued IFRS 19, which allows eligible entities to apply reduced disclosure requirements, while continuing to apply the recognition, measurement and presentation requirements in other IFRS Accounting Standards. To be eligible, at the end of the reporting period, an entity must be a subsidiary, as defined in IFRS 10 (CPC 36 (R3) – Consolidated Financial Statements), without public accountability and must have a parent company (ultimate or intermediate) that prepares consolidated financial statements available for public use that comply with the IFRS Accounting Standards.

IFRS 19 will be effective for annual reporting periods beginning on or after January 1, 2027, with earlier adoption permitted.

As Movida's equity instruments are publicly traded, the Company is not eligible for the application of IFRS 19.

5.2.3. Amendments to CPC 18 (R3) - Investments in Associates and Joint Ventures and ICPC 09 – Individual Financial Statements, Separate Statements, Consolidated Statements and Application of the Equity Method

In September 2024, the Accounting Pronouncements Committee issued amendments to Technical Pronouncement 18 (R3) and to Technical Interpretation ICPC 09 (R3), aiming to align Brazilian accounting standards with the international standards issued by the IASB.

The amendment to Technical Pronouncement CPC 18 includes the application of the equity method to measure investments in subsidiaries in the individual financial statements, reflecting the changes in

Notes to the parent company and consolidated financial statements at December 31, 2024

(In thousands of Brazilian Reals, unless otherwise stated)

international standards that now allow this practice in the separate financial statements. This converges accounting practices adopted in Brazil with international standards, without generating material impacts in relation to the standard currently effective, focusing only on adjustments to the wording and updating of the standard references.

ICPC 09 has no equivalent standard to the IASB standards and was therefore outdated, requiring changes to align its wording to adjust it to the updates subsequent to its issuance and currently observed in the documents issued by the CPC.

The amendments are effective for annual reporting periods beginning on or after January 1, 2025.

These amendments are not expected to have a material impact on Movida's financial statements.

5.2.4. Amendments to CPC 02 (R2) – The Effects of Changes in Foreign Exchange Rates and Translation of Financial Statements and CPC 37 (R1) – First-time Adoption of International Financial Reporting Standards

In September 2024, the Accounting Pronouncements Committee (CPC) issued a Revision to Technical Pronouncement 27, which includes changes introduced by the standard Lack of Exchangeability issued by the IASB, with amendments to Technical Pronouncement CPC 02 (R2) - The Effects of Changes in Foreign Exchange Rates and Translation of Financial Statements and CPC 37(R1) - First-time Adoption of International Financial Reporting Standards.

The amendments seek to define the concept of exchangeable currency and provide guidance on the procedures for currencies that are not exchangeable, establishing that exchangeability must be assessed on the measurement date based on the purpose of the transaction. In the event a currency is not exchangeable, the entity must estimate the foreign exchange rate that reflects the market conditions. In situations with multiple rates, the entity must use the rate that best represents the settlement of cash flows.

The pronouncement also highlights the importance of disclosures about non-exchangeable currencies, so that the users of the financial statements can understand the financial impacts, risks involved and criteria used when estimating the foreign exchange rate.

The amendments are effective for annual reporting periods beginning on or after January 1, 2025.

These amendments are not expected to have a material impact on Movida's financial statements.

Notes to the parent company and consolidated financial statements at December 31, 2024

(In thousands of Brazilian Reals, unless otherwise stated)

6. OPERATING SEGMENTS

Operating segments are defined as components that develop business activities: (i) which earn revenues and incur expenses; (ii) whose operating results are regularly reviewed by the chief operating officer responsible for deciding on resources to be allocated to the segment and for evaluating its performance; and (iii) for which parent company financial information is available.

The operating segments were defined based on reports used for strategic decision-making by the chief decision-makers. Movida has two operating business segments for which it discloses information:

Rent a car (RAC): car rental stores located inside and outside airports. Rentals are contracted by individuals and companies. These also rent to insurance companies that offer substitute cars to their customers when their cars are being repaired.

As part of the fleet renewal program, Movida retires its cars and sells them after a period of use between 15 and 24 months. A significant number are sold to final customers through pre-owned car stores throughout Brazil.

Fleet Management and Outsourcing (GTF): segment responsible for the management of fleets for companies for long periods, generally 24 to 36 months, in this division we also have the subscription car, which is a product for individuals. Cars are purchased after signing the agreements to each customer's needs, and at the end of these agreements, cars are decommissioned. These vehicles are sold at point-of-sales and for resellers spread across the country.

The information is assessed by the financial management on a monthly basis.

FINANCIAL STATEMENTS 2024

MOVIDA PARTICIPAÇÕES S.A AND ITS SUBSIDIARIES



Notes to the parent company and consolidated financial statements at December 31, 2024

(In thousands of Brazilian Reais, unless otherwise stated)

6.1. Statement of income by operating segment

	Rent a Car		GTF		Consolidated	
	12/31/2024	12/31/2023	12/31/2024	12/31/2023	12/31/2024	12/31/2023
Net revenue from leases, rendering of services and sale of assets used in leases	7,368,701	6,106,333	6,112,569	4,235,682	13,481,270	10,342,015
(-) Cost of leases, rendering of services and sale of assets used in leases before depreciation	(4,406,599)	(3,259,958)	(3,125,555)	(2,316,148)	(7,532,154)	(5,576,106)
(-) Costs with depreciation, amortization and impairment of assets	(829,007)	(1,408,942)	(1,104,242)	(588,446)	(1,933,249)	(1,997,388)
Gross profit	2,133,095	1,437,433	1,882,772	1,331,088	4,015,867	2,768,521
Selling and administrative expenses before depreciation and amortization	(836,246)	(993,208)	(412,307)	(273,455)	(1,248,553)	(1,266,663)
Depreciation and amortization expenses	(86,838)	(177,772)	(60,404)	(62,519)	(147,242)	(240,291)
Operating income	1,210,011	266,453	1,410,061	995,114	2,620,072	1,261,567
Finance result					(2,310,549)	(2,098,376)
Profit (loss) before income tax and social contribution					309,523	(836,809)
Current and deferred income tax and social contribution					(78,030)	185,958
Profit (loss) for the year					231,493	(650,851)

The accompanying notes are an integral part of these parent company and consolidated financial statements.

Notes to the parent company and consolidated financial statements at December 31, 2024

(In thousands of Brazilian Reais, unless otherwise stated)

7. FINANCIAL INSTRUMENTS AND RISK MANAGEMENT

7.1 Financial instruments by category

Movida's financial instruments are presented in the following accounting classifications:

	Parent Company						
	12/31/2024				12/31/2023		
	Fair value through profit or loss	Assets at fair value through other comprehensive income - FVOCI	Amortized cost	Total	Fair value through profit or loss	Amortized cost	Total
Assets							
Cash and cash equivalents	-	-	578,162	578,162	-	16,657	16,657
Marketable securities and financial investments	3,107,405	-	-	3,107,405	587,791	-	587,791
Trade receivables	-	-	1,092,879	1,092,879	-	329,269	329,269
Dividends receivable	-	-	-	-	-	77,437	77,437
Derivative financial instruments	-	1,032,263	-	1,032,263	-	-	-
Other assets and advances	-	-	72,269	72,269	-	32,071	32,071
Total	3,107,405	1,032,263	1,743,310	5,882,978	587,791	455,434	1,043,225
Liabilities							
Suppliers	-	-	4,888,141	4,888,141	-	4,276,361	4,276,361
Loans and borrowings	-	-	5,283,260	5,283,260	-	1,714,151	1,714,151
Debentures	-	-	14,705,954	14,705,954	-	6,031,026	6,031,026
Derivative financial instruments	-	532,414	-	532,414	-	-	-
Payables for the acquisition of companies	-	-	19,392	19,392	-	11,783	11,783
Right-of-use leases	-	-	544,870	544,870	-	1,346,608	1,346,608
Dividends payable	-	-	55,050	55,050	-	-	-
Assignment of credit rights	-	-	743,229	743,229	-	645,620	645,620
Other payables and advances	-	-	280,199	280,199	-	70,725	70,725
Total	-	532,414	26,520,095	27,052,509	-	14,096,274	14,096,274

FINANCIAL STATEMENTS 2024

MOVIDA PARTICIPAÇÕES S.A AND ITS SUBSIDIARIES



Notes to the parent company and consolidated financial statements at December 31, 2024

(In thousands of Brazilian Reais, unless otherwise stated)

	12/31/2024				Consolidated 12/31/2023			
	Fair value through profit or loss	Assets at fair value through other comprehensive income - FVOCI	Amortized cost	Total	Fair value through profit or loss	Assets at fair value through other comprehensive income - FVOCI	Amortized cost	Total
Assets								
Cash and cash equivalents	-	-	677,895	677,895	-	-	133,394	133,394
Marketable securities and financial investments	3,613,468	-	-	3,613,468	1,406,342	1,459,016	-	2,865,358
Trade receivables	-	-	1,441,696	1,441,696	-	-	1,345,413	1,345,413
Derivative financial instruments	-	1,032,263	-	1,032,263	-	2,440	-	2,440
Other assets and advances	-	-	137,710	137,710	-	-	108,722	108,722
Total	3,613,468	1,032,263	2,257,301	6,903,032	1,406,342	1,461,456	1,587,529	4,455,327
Liabilities								
Suppliers	-	-	5,318,161	5,318,161	-	-	4,751,328	4,751,328
Supplier financing - Confirming	-	-	30,340	30,340	-	-	62,293	62,293
Loans and borrowings	-	-	8,289,533	8,289,533	-	-	4,997,678	4,997,678
Debentures	-	-	11,552,906	11,552,906	-	-	9,758,001	9,758,001
Derivative financial instruments	-	532,414	-	532,414	-	218,106	-	218,106
Payables for the acquisition of companies	-	-	32,383	32,383	-	-	24,774	24,774
Right-of-use leases	-	-	582,243	582,243	-	-	492,035	492,035
Leases payable - financial institutions	-	-	66,832	66,832	-	-	51,732	51,732
Dividends and interest on capital payable	-	-	55,050	55,050	-	-	-	-
Assignment of credit rights	-	-	872,511	872,511	-	-	981,461	981,461
Other payables and advances	-	-	182,950	182,950	-	-	238,905	238,905
Total	-	532,414	26,982,909	27,515,323	-	218,106	21,358,207	21,576,313

The accompanying notes are an integral part of these parent company and consolidated financial statements.

Notes to the parent company and consolidated financial statements at December 31, 2024

(In thousands of Brazilian Reais, unless otherwise stated)

7.2 Fair value of financial assets and liabilities

A comparison by category of the carrying amount and fair value of Movida's financial instruments is as below:

	Parent Company			
	12/31/2024		12/31/2023	
	Carrying amount	Fair value	Carrying amount	Fair value
Financial assets				
Cash and cash equivalents	578,162	578,162	16,657	16,657
Marketable securities and financial investments	3,107,405	3,107,405	587,791	587,791
Trade receivables	1,092,879	1,092,879	329,269	329,269
Derivative financial instruments	1,032,263	1,032,263	-	-
Dividends receivable	-	-	77,437	77,437
Other assets and advances	72,269	72,269	32,071	32,071
Total	5,882,978	5,882,978	1,043,225	1,043,225

Financial liabilities				
Suppliers	4,888,141	4,888,141	4,276,361	4,276,361
Loans and borrowings	5,283,260	5,214,275	1,714,151	1,566,087
Debentures	14,705,954	14,072,998	6,031,026	6,062,185
Derivative financial instruments	532,414	532,414	-	-
Right-of-use leases	544,870	544,870	1,346,608	1,346,608
Payables for the acquisition of companies	19,392	19,392	11,783	11,783
Dividends and interest on capital payable	55,050	55,050	-	-
Assignment of credit rights	743,229	743,229	645,620	645,620
Other payables and advances	280,199	280,199	70,725	70,725
Total	27,052,509	26,350,568	14,096,274	13,979,369

	Consolidated			
	12/31/2024		12/31/2023	
	Carrying amount	Fair value	Carrying amount	Fair value
Financial assets				
Cash and cash equivalents	677,895	677,895	133,394	133,394
Marketable securities and financial investments	3,613,468	3,613,468	2,865,358	2,865,358
Trade receivables	1,441,696	1,441,696	1,345,413	1,345,413
Derivative financial instruments	1,032,263	1,032,263	2,440	2,440
Other assets and advances	137,710	137,710	108,722	108,722
Total	6,903,032	6,903,032	4,455,327	4,455,327

Financial liabilities				
Suppliers	5,318,161	5,318,161	4,751,328	4,751,328
Supplier financing - Confirming	30,340	30,340	62,293	62,293
Loans and borrowings	8,289,533	8,269,755	4,997,678	4,810,740
Debentures	11,552,906	10,919,949	9,758,001	9,519,379
Derivative financial instruments	532,414	532,414	218,106	218,106
Right-of-use leases	582,243	582,243	492,035	492,035
Leases payable - financial institutions	66,832	66,832	51,732	51,732
Payables for the acquisition of companies	32,383	32,383	24,774	24,774
Dividends and interest on capital payable	55,050	55,050	-	-
Assignment of credit rights	872,511	872,511	981,461	981,461
Other payables and advances	182,950	182,950	238,905	238,905
Total	27,515,323	26,862,588	21,576,313	21,150,753

The fair values hierarchy of financial assets and liabilities are measured in accordance with the following categories:

Level 1 - Quoted prices (unadjusted) in active markets for identical assets and liabilities; and

Level 2 - Quoted prices in active markets for similar instruments, observable prices for identical or similar instruments in non-active markets and valuation models for unobservable inputs.

The table below categorizes financial instruments, assets and liabilities, under the fair value hierarchy:

Notes to the parent company and consolidated financial statements at December 31, 2024

(In thousands of Brazilian Reais, unless otherwise stated)

	Parent Company					
	12/31/2024			12/31/2023		
	Level 1	Level 2	Total	Level 1	Level 2	Total
Assets at fair value through profit or loss						
Marketable securities and financial investments						
Investment quotas (exclusive fund SIMPAR)	-	3,107,405	3,107,405	-	587,791	587,791
Subtotal	-	3,107,405	3,107,405	-	587,791	587,791
Fair value of hedge instruments						
Derivative financial instruments	-	1,032,263	1,032,263	-	-	-
Subtotal	-	1,032,263	1,032,263	-	-	-
Total	-	4,139,668	4,139,668	-	587,791	587,791

	Consolidated					
	12/31/2024			12/31/2023		
	Level 1	Level 2	Total	Level 1	Level 2	Total
Assets at fair value through profit or loss						
Marketable securities and financial investments						
Investment quotas (exclusive fund SIMPAR)	-	3,613,468	3,613,468	-	1,406,342	1,406,342
Credit Linked Notes	-	-	-	-	1,385,238	1,385,238
Sovereign securities	-	-	-	73,778	-	73,778
Subtotal	-	3,613,468	3,613,468	73,778	2,791,580	2,865,358
Fair value of hedge instruments						
Derivative financial instruments	-	1,032,263	1,032,263	-	2,440	2,440
Subtotal	-	1,032,263	1,032,263	-	2,440	2,440
Total	-	4,645,731	4,645,731	73,778	2,794,020	2,867,798

Financial instruments with carrying amounts equivalent to their fair values are classified at Level 2 of the fair value hierarchy.

The valuation techniques used to measure all financial instruments assets and liabilities at fair value include:

- Quoted market prices or quotations from financial institutions or brokers for similar instruments; and
- Analysis of discounted cash flows.

The valuation yield curve used in the fair value measurement of agreements indexed to the CDI - Interbank Deposit Certificates rate at December 31, 2024 is as follows:

Interest curve - Brazil							
Vertex	1M	6M	1Y	2Y	3Y	5Y	10Y
Rate (p.a.) - %	12.32%	14.19%	15.41%	15.93%	15.89%	15.61%	14.99%

Source: B3.

7.3 Financial risk management

Movida uses derivative financial instruments to hedge certain risk exposures. Movida has loans and borrowings, debentures, suppliers, right-of-use leases, dividends and interest on capital payable, other payables and advances, other credits, trade receivables, marketable securities and financial investments, derivative financial instruments and demand and short-term deposits that result directly from its operations. Movida is exposed to the following risks resulting from financial instruments: (a) credit risk, (b) market risk and (c) liquidity risk.

Management oversees these risks with the support of the Financial Committee, which advises on the assessment of the financial risks and recommends actions to the Board of Directors to ensure the financial risks to Movida are governed by appropriate practices and procedures. Movida's Financial Committee carries out ongoing monitoring of financial transactions to avoid high risk investments, particularly derivative instruments with risks not covered by hedging instruments. Movida does not have derivative instruments or any other assets of speculative nature.

Notes to the parent company and consolidated financial statements at December 31, 2024

(In thousands of Brazilian Reais, unless otherwise stated)

It is the responsibility of the Board of Directors to authorize transactions involving any type of derivative instrument, which is defined as any agreement that generates financial assets and liabilities, regardless of the market in which they are traded or listed, or the manner of their realization.

(a) Credit risk

Credit risk involves the potential risk of default by a counterparty to an agreement or financial instrument, resulting in a financial loss. Movida is exposed to credit risk on its operations (especially with regard to its receivables) and investing activities, including investments at banks and financial institutions, derivative instruments and other financial instruments.

i) Cash and cash equivalents, marketable securities and financial investments

The credit risk from investments at banks and financial institutions is managed by Movida's Treasury area in accordance with the guidelines approved by the Board of Directors. Surplus funds are invested only with approved counterparties and within the limits established for each, in order to minimize the concentration of risk and therefore mitigate potential financial losses in the event of an institution going bankrupt.

The ratings arising from the Brazilian ("Br") and global credit risk exposure scale are derived from the ratings agencies and for presentation purposes the standard nomenclature was used:

Nomenclature:	Quality
Br AAA	Prime
Br AA+, Br AA, Br AA-	High Investment Grade
Br A+, Br A, Br A-	High Average Investment Grade
Br BBB+, Br BBB, Br BBB-	Low Average Investment Grade
Br BB+, Br BB, Br BB-	Speculative Grade
Br B+, Br B, Br B-	Highly Speculative Grade
Br CCC+	Speculative Degree of Substantial Risk
Br CCC	Extremely Speculative Degree
Br CCC-, Br CC, Br C	Speculative Degree of Moratorium with Small Expectation of Recovery
Br DDD, Br DD, Br D	Speculative Degree of Moratorium

The quality and maximum credit risk exposure of cash and cash equivalents, marketable securities and financial investments are as follows:

	Parent Company		Consolidated	
	12/31/2024	12/31/2023	12/31/2024	12/31/2023
Cash on hand	972	2	2,997	1,945
Demand and short-term deposits				
Br AAA	47,663	4,150	112,987	51,318
Br AA	3	4	3	4
Br A	81	-	99	-
Total bank deposits	47,747	4,154	113,089	51,322
Total cash on hand	48,719	4,156	116,086	53,267

	Parent Company		Consolidated	
	12/31/2024	12/31/2023	12/31/2024	12/31/2023
Financial investments				
Br AAA	529,443	12,501	561,809	80,127
Total financial investments	529,443	12,501	561,809	80,127
Total cash and cash equivalents	578,162	16,657	677,895	133,394

	Parent Company		Consolidated	
	12/31/2024	12/31/2023	12/31/2024	12/31/2023
Marketable securities and financial investments				
Br AAA	3,107,405	587,791	3,613,468	2,865,358

Notes to the parent company and consolidated financial statements at December 31, 2024

(In thousands of Brazilian Reais, unless otherwise stated)

Total marketable securities	3,107,405	587,791	3,613,468	2,865,358
-----------------------------	-----------	---------	-----------	-----------

ii) Trade receivables

Customer-related credit is reviewed at the time of contracting, subject to the procedures, controls and established practices related to this risk. Outstanding trade receivables are monitored closely by the Company's Management. The need for a provision for expected credit losses from trade receivables is analyzed monthly on an individual basis for key customers. The Company pools together similar low-value trade receivables for the purpose of estimating the risk of loss on a consolidated basis. This calculation is based on historical data for recent periods.

The credit analysis area assesses the credit quality of customers, taking into consideration their financial position, past experience and other factors. Individual credit limits and risks are set based on internal or external ratings based on a ranking of companies specialized in credit ratings in accordance with the limits set by Management.

The risk of credit concentration is limited, because Movida has a diversified customer base. All significant transactions and customers are located in Brazil, and no customer individually accounts for more than 10% of Movida's revenues.

(b) Market risk

Market risk is the risk that changes in market prices, such as exchange rates, interest rates, inflation rates and stock prices, will affect Movida's income or the value of its holdings of financial instruments. The market rate involves potential fluctuations in the fair value of the future cash flows derived from a given financial instrument in response to variations in its market prices. These are typically: interest rate risk, change in inflation risk, exchange risk and price risk, which may be related to commodities, shares, among others. Market risk is managed to ensure that Movida keeps risk within levels considered acceptable in the context of its operations.

Currently, Movida is exposed to interest rate risk levied mainly on financial investments, marketable securities, loans and borrowings, right-of-use leases and debentures, as well as changes in the Euro and the US Dollar exchange rate, on its liability position of derivative financial instruments, and also changes in the rate of inflation, affecting the remuneration of debentures.

(i) Interest rate risk

Interest rate risk involves potential fluctuation in the fair value of the future cash flows derived from a given financial instrument in response to changes in market interest rates.

Movida is exposed to the risk of changes in market interest rate mainly from its cash and cash equivalents, marketable securities and financial investments, as well as loans, borrowings, debentures, leases payable and right-of-use leases. As a policy, the Group seeks to concentrate this risk to changes in the DI rate, and uses derivatives for this purpose.

All these transactions are conducted under the guidelines established by the financial committee, as approved by the Board of Directors. Movida seeks to apply hedge accounting to manage the volatility in profit or loss and in its exposures.

Movida has derivative contracts (swaps) designated as hedging instruments, which convert the IPCA exposure to a percentage of CDI. These instruments were contracted to protect the Company's results from volatility caused by variations in the IPCA, which, on the dates of their

Notes to the parent company and consolidated financial statements at December 31, 2024

(In thousands of Brazilian Reais, unless otherwise stated)

contracting, were evaluated by Management, with the support of the financial committee, as being of greater risk. The Board of Directors approves all such contracts.

(ii) Risk of changes in inflation

Movida has placed debentures with remuneration indexed to the Broad Consumer Prices Index – IPCA. These bonds have a long-term profile. To mitigate this risk of changes in inflation, swap instruments were contracted to exchange the IPCA variation for the Interbank Deposit Certificate (CDI) rate.

(iii) Foreign exchange risk

Movida is exposed to foreign exchange risk due to the mismatch between the currencies in which borrowings are denominated and its functional currency. Borrowings are generally denominated in the same currency as the cash flow generated by the Company's trading operations, mainly in Reais. However, there are also contracts in US Dollars and Euros, which are hedged against exchange rate changes using swap instruments, which exchange the foreign currency indexation and the fixed rate for the CDI rate, limiting the exposure to any losses due to exchange rate changes.

(iv) Market risk hedge derivative instruments

To manage the risk of foreign exchange and interest rate volatility, Movida contracted swap derivative instruments. These swap the Euro to CDI, the US Dollar to CDI, the SOFR to CDI and IPCA to CDI, reducing Movida's exposure to these currencies and interest rates.

The first swap contract was made in March 2020, to protect a EUR 42,000 fundraising, at a rate of 5.28% per year with semi-annual interest payments and maturing in 5 years.

In January 2021, through its subsidiary Movida Europe, it issued debt securities abroad, at a rate of 5.25% per year and maturing in 2031 ("Senior Notes"), denominated in US dollars in the principal amount of USD 500,000 thousand. In September 2021, a new series of this security was raised, in the total amount of USD 300,000 thousand. This issue was merged with the previous one, totaling USD 800,000 thousand, maintaining the maturity and rate of the previous issue. The second derivative was contracted to protect a portion of the Senior Notes funds, which were internalized in Brazil through an external loan, signed by the Brazilian subsidiary, Movida Locação, in the amount of USD 425,000 thousand, for the same period as the original debt. This credit line is guaranteed by a financial investment made by Movida Europe with the funds obtained through the Senior Notes. Movida contracted swap instruments to mitigate the exchange rate risk with an interest rate spread and a notional value of USD 425,000 thousand.

During the fiscal year 2023, the subsidiary Movida Locação de Veículos S.A. settled part of the debt indexed in US dollars (Law 4,131/62). The event resulted in a partial redesignation of the hedge relationship due to termination of the hedge instrument. The original designation was preserved on the remaining balance of USD 262,000 thousand, which did not have any of its characteristics changed.

The third derivative refers to the 1st and 2nd series of the 6th issuance of debentures of its subsidiary Movida Locação in the total amount of R\$400,000 and R\$300,000, and were made for the same period of the original debt with the exchange of the percentage of IPCA+7.2% for a

Notes to the parent company and consolidated financial statements at December 31, 2024

(In thousands of Brazilian Reais, unless otherwise stated)

percentage of the CDI. On August 2, 2023, the swap of the 2nd series in the amount of R\$300,000 was settled, without changing or advancing any amount related to the protected debt.

There was also a raising in IPCA related to the 3rd series of its 7th issuance of debentures issued on September 15, 2021, in the principal amount of R\$1,750,000 and a term of 10 years, where R\$350,000 is linked to the variation of this index. The Company contracted its fourth derivative instrument, converting the variation of IPCA + 7.64% to a percentage of the CDI. On August 2, 2023, this derivative was settled, without alteration or advance of any amount related to the protected debt.

The fifth contract made in February 2022 refers to a new CCB/4131 loan exposed to exchange rate variation, with the raising of USD 50,000 thousand at a rate of 100% SOFR + 1.28%, with semi-annual interest payment and maturity in 5 years (2027). A swap instrument was contracted for this debt, with critical terms coinciding with the terms and conditions of the protected item (amount, rate, index, maturity and payment dates and amortization schedule), exchanging exchange rate variation risk and SOFR for 100% CDI + 2.60%.

On September 8, 2022, Movida Locação entered into its sixth derivatives contract ("swap") in the amount of USD 160,000 thousand, maturing in December 2031, linked to the variation of the dollar + 3.46%, to hedge against the exchange rate risk related to the raising of a loan with the IDB. The average contracted rate is CDI + 3.24%.

On January 26, 2024, new derivatives contracts ("swap") were entered into, in the amount of USD 262,000 thousand, to hedge against the internalization of the bond, after settlement of previous contracts that provided this protection, with an average rate of CDI + 0.84%.

On April 4, 2024, Movida entered into three swaps with initial designation on May 13, 2024, totaling USD 500,000 thousand. This contract is in line with the Company's strategy to hedge the exchange rate risks of the cash flows of dollar-denominated debentures, entering into pre-fixed swap transactions in USD for a percentage of the CDI. These swaps receive the same contractual terms as the Notes for interest rates in reais linked to the CDI.

On April 12, 2024, Movida contracted a new SWAP with a nominal value of BRL 358,025 thousand, to hedge a CRI issuance made in 2023, maturing in 2030, and a rate of IPCA + 13.2030%, exchanging it for CDI + 1.8325%.

Also in April 2024, through its subsidiary Movida Europe, new debt securities were issued abroad, with a rate of 7.85% per year and maturing in 2029 ("Senior Notes"), denominated in US dollars in the principal amount of USD 500,000 thousand. The amount was internalized in Brazil on May 13, 2024, through exchange debentures, signed by Movida Participações, for the same period as the original debt. To protect the debt, Movida contracted three swaps with initial designation on the same date as the protected object, totaling USD 500,000 thousand. This contract is in line with the Company's strategy of protecting the exchange rate risks of the cash flows of dollar-denominated debentures, for an average rate of CDI + 2.28%.

On December 26, 2024, new debt was raised through resolution 4131 for USD 50,000 thousand and to protect this debt, a SWAP contract was negotiated for the same amount and with matching critical terms.

To manage the risk of exchange rate and interest rate variations, Movida contracted "Swap" derivative instruments, in which these instruments exchange the exchange rate variation of the euro for CDI, the US dollar for CDI, the SOFR for CDI and the IPCA for CDI, reducing Movida's exposure to these currencies and interest rates, as follows:

Notes to the parent company and consolidated financial statements at December 31, 2024
(In thousands of Brazilian Reais, unless otherwise stated)

FINANCIAL STATEMENTS 2024

MOVIDA PARTICIPAÇÕES S.A AND ITS SUBSIDIARIES



Notes to the parent company and consolidated financial statements at December 31, 2024

(In thousands of Brazilian Reais, unless otherwise stated)

Instrument	Type of risk	Type of derivative financial instrument	Operation	Notional amount	Currency	Parent Company and Consolidated (iv)				
						At December 31, 2024		Gain (loss) for the year ended 12/31/2024 recognized:		
						Instrument on the curve	Fair value receivable (payable)	Results	OCI	Accumulated OCI
Swap agreement	Exchange rate risk	Cash flow hedge	SWAP EUR x CDI	EUR 42,000	EUR	13,843	13,138	6,620	3,723	(705)
Swap agreement ⁽ⁱ⁾	Exchange rate risk	Cash flow hedge	SWAP USD x CDI	USD 262,000	USD	290,382	161,083	249,541	(89,170)	(129,299)
Swap agreement ⁽ⁱⁱ⁾	Exchange rate risk	Cash flow hedge	SWAP USD x CDI	USD 262,000	USD	-	-	(67,194)	67,194	(414,361)
Swap agreement	Exchange rate risk	Cash flow hedge	SWAP USD x CDI - Bond	USD 500,000	USD	503,495	473,001	455,687	(30,495)	(30,495)
Swap agreement	Interest rate risk	Cash flow hedge	SWAP IPCA x CDI	RS 400,000	BRL	(42,795)	(234,395)	(23,534)	(153,471)	(191,601)
Swap agreement ⁽ⁱⁱⁱ⁾	Interest rate risk	Cash flow hedge	SWAP IPCA x CDI	RS 200,000	BRL	-	-	(7,058)	7,058	(4,888)
Swap agreement ⁽ⁱⁱⁱ⁾	Interest rate risk	Cash flow hedge	SWAP IPCA x CDI	RS 100,000	BRL	-	-	(3,523)	3,523	(2,440)
Swap agreement ⁽ⁱⁱⁱ⁾	Interest rate risk	Cash flow hedge	SWAP IPCA x CDI	RS 350,000	BRL	-	-	(1,501)	1,501	(10,130)
Swap agreement	Interest rate risk	Cash flow hedge	SWAP IPCA X CDI - CRI	RS 358,025	BRL	(34)	(55,911)	1,194	(55,876)	(55,876)
Swap agreement	Exchange rate risk	Cash flow hedge	SWAP SOFR USD X CDI	USD 50,000	USD	43,085	36,583	60,741	(196)	(6,499)
Swap agreement	Exchange rate risk	Cash flow hedge	SWAP SOFR USD X CDI - IDB - GOLDMAN	USD 160,000	USD	115,354	106,350	163,482	(472)	(9,005)
						923,330	499,849	834,455	(246,681)	(855,299)

Instrument	Type of risk	Type of derivative financial instrument	Operation	Notional amount	Currency	Parent Company			
						At December 31, 2023		Gain (loss) for the year ended 12/31/2023 recognized:	
						Instrument on the curve	Fair value on the curve receivable (payable)	Results	OCI
Swap agreement	Interest rate risk	Cash flow hedge	SWAP IPCA x CDI	RS 350,000	BRL	-	-	(7,362)	31,715
						-	-	(7,362)	31,715

Instrument	Type of risk	Type of derivative financial instrument	Operation	Notional amount	Currency	Consolidated			
						At December 31, 2023		Gain (loss) for the year ended 12/31/2023 recognized:	
						Instrument on the curve	Fair value on the curve receivable (payable)	Results	OCI
Swap agreement	Exchange rate risk	Cash flow hedge	SWAP EUR x CDI	EUR 42,000	EUR	(3,127)	(7,556)	(27,097)	6,141
Swap agreement	Exchange rate risk	Cash flow hedge	SWAP USD x CDI	USD 700,000	USD	(5,236)	(45,365)	(675,844)	294,804
Swap agreement	Interest rate risk	Cash flow hedge	SWAP IPCA x CDI	RS 400,000	BRL	(19,260)	(57,390)	(33,962)	93,329
Swap agreement ⁽ⁱⁱ⁾	Interest rate risk	Cash flow hedge	SWAP IPCA x CDI	RS 200,000	BRL	-	-	(8,693)	12,720
Swap agreement ⁽ⁱⁱ⁾	Interest rate risk	Cash flow hedge	SWAP IPCA x CDI	RS 100,000	BRL	-	-	(4,402)	6,579
Swap agreement ⁽ⁱⁱ⁾	Interest rate risk	Cash flow hedge	SWAP IPCA x CDI	RS 350,000	BRL	-	-	(7,362)	31,715
Swap agreement	Exchange rate risk	Cash flow hedge	SWAP SOFR USD X CDI	USD 50,000	USD	(33,401)	(39,704)	(41,751)	(851)
Swap agreement	Exchange rate risk	Cash flow hedge	SWAP SOFR USD X CDI - IDB - GOLDMAN	USD 160,000	USD	(57,118)	(65,651)	(124,080)	(12,495)
						(118,142)	(215,666)	(923,191)	431,942

(i) Refers to the new exchange rate protection in force related to the 4131 loan for the internalization of the bond, maturing in 2031.

(ii) Refers to the accounting of the old exchange rate protection related to the 4131 bond that matures in 2031, which was settled in 2023 recognized to the maturity of the original debt.

(iii) Refers to Swap contracts that have been settled, but which have effects on the result and ORA respectively presented;

(iv) The swap agreements were concentrated in Movida Locação S.A. and Movida Participações S.A. With the partial spin-off of Movida Locação (Note 1.1.1), these agreements are now concentrated in Movida Participações.

FINANCIAL STATEMENTS 2024

MOVIDA PARTICIPAÇÕES S.A AND ITS SUBSIDIARIES



Notes to the parent company and consolidated financial statements at December 31, 2024
(In thousands of Brazilian Reais, unless otherwise stated)

Notes to the parent company and consolidated financial statements at December 31, 2024

(In thousands of Brazilian Reais, unless otherwise stated)

These cash flow hedge operations resulted in effective changes in their fair values, net of taxes, in the negative amount of R\$ 162,809 for the year ended December 31, 2024 (R\$ 285,082 for the year ended December 31, 2023), which were recorded in "Other comprehensive income". Derivatives are used only for economic hedging purposes and not as speculative investments, and meet the criteria for hedge accounting.

The variation related to debts still in force, in the negative gross amount of R\$ 246,681, was allocated to equity in other comprehensive income and will be recognized monthly in the finance result until the settlement date.

In the same year, no gains or losses arising from an ineffective portion of a hedge were identified. The accumulated amounts in "Other comprehensive income" are transferred to the statement of income when the hedged item affects the results (for example, when the hedged item is settled).

The relationship between the hedging instrument and the hedged item, as well as the risk management policies and objectives, were documented at transaction inception. Effectiveness tests are properly documented to support the prospective effectiveness of the hedging relationship based on the variations in the market values of the hedged items, in accordance with Technical Pronouncement CPC 48/IFRS 9 – "Financial Instruments".

The table below indicates the expected periods during which the cash flow associated with the swap agreement will affect income, and the respective carrying amount of this instrument.

Cash flow swap	Expected cash flow						
	Curve amount (MTM)	Total	1-6 months	7-12 months	Up to 2 years	Up to 3 years	Over 3 years
Asset position	7,619,608	7,619,608	559,677	642,639	722,957	470,754	5,223,581
Liability position	(7,119,759)	(7,119,759)	(644,713)	(780,095)	(954,216)	(637,108)	(4,103,627)
Total	499,849	499,849	(85,036)	(137,456)	(231,259)	(166,354)	1,119,954

Notes to the parent company and consolidated financial statements at December 31, 2024

(In thousands of Brazilian Reais, unless otherwise stated)

Liquidity risk

Movida monitors the risks associated with funding shortages on an ongoing basis using a current liquidity planning tool.

Movida's purpose is to maintain a balance of cash and highly-liquid investments, maintaining flexibility through the use of bank loans and the ability to raise funds through capital markets to ensure its liquidity and operational continuity. The average indebtedness tenures are monitored in order to provide short-term liquidity, analyzing installments, charges and cash flow.

The contractual maturities of financial liabilities, including interest appropriation, are shown below:

Financial liabilities	Parent Company				
	Carrying amount	Contractual cash flow	Up to 1 year	1 to 2 years	Over 3 years
Suppliers	4,888,141	4,888,141	4,888,141	-	-
Loans and borrowings	5,283,260	6,686,797	1,073,909	2,776,194	2,836,694
Debentures	14,705,954	22,482,409	2,579,471	3,837,338	16,065,600
Derivative financial instruments	532,414	532,414	-	532,414	-
Right-of-use leases	544,870	544,870	143,682	193,695	207,493
Acquisition of company	19,392	19,392	-	19,392	-
Dividends and interest on capital payable	55,050	55,050	55,050	-	-
Assignment of credit rights	743,229	743,229	688,201	55,028	-
Other payables and advances	280,199	280,199	150,135	130,064	-
Total	27,052,509	36,232,501	9,578,589	7,544,125	19,109,787

Financial liabilities	Consolidated				
	Carrying amount	Contractual cash flow	Up to 1 year	1 to 2 years	Over 3 years
Suppliers	5,318,161	5,318,161	5,318,161	-	-
Supplier financing - Confirming	30,340	30,340	30,340	-	-
Loans and borrowings	8,289,533	13,335,086	1,811,919	2,387,525	9,135,642
Debentures	11,552,906	17,007,012	2,361,451	3,301,402	11,344,159
Derivative financial instruments	532,414	532,414	251,555	280,859	-
Right-of-use leases	582,243	582,243	167,348	205,776	209,119
Leases payable - financial institutions	66,832	66,832	66,832	-	-
Acquisition of company	32,383	32,383	12,991	19,392	-
Dividends and interest on capital payable	55,050	55,050	55,050	-	-
Assignment of credit rights	872,511	872,511	816,439	56,072	-
Other payables and advances	182,950	182,950	159,781	23,169	-
Total	27,515,323	38,014,982	11,051,867	6,274,195	20,688,920

7.4 Interest rate and currency sensitivity analysis

Movida has prepared a sensitivity analysis in accordance with its policies and judgment in order to demonstrate the effects of potential changes in interest and exchange rates on its financial assets and liabilities, considering the following probable interest and exchange rates for the next 12 months:

- CDI rate of 15.41% p.a., based on the future interest rate curve of B3;
- SELIC of 15.41% p.a. (source: BACEN - Central Bank of Brazil);
- EUR rate of R\$ 7.14 (source: B3),
- IPCA of 6.44% p.a. (source: B3)
- Projected one-year SOFR rate of 4.49% (source: Federal Reserve New York Bank).
- TJLP of 6.66% p.a. (source: BNDES)

The objective of this sensitivity analysis is to measure the potential effects from changes in market variables on the Company's financial instruments, income and expenses, assuming that all other market

Notes to the parent company and consolidated financial statements at December 31, 2024

(In thousands of Brazilian Reais, unless otherwise stated)

indicators remain constant. When these financial instruments are settled, the amounts may be materially different from those shown in the tables below.

The table below shows the hypothetical effects on the finance result, considering the probable scenario (Scenario I), stressed by 25% (Scenario II) and stressed by 50% (Scenario III):

Description	Book value 12/31/2024	Scenario I - probable	Parent Company	
			Scenario II + 25% deterioration	Scenario III + 50% deterioration
Balances subject to exposure to CDI variations	13,558,739	(2,512,436)	(3,045,406)	(3,578,375)
Balances subject to exposure to IPCA variation	2,370,150	(336,243)	(374,386)	(412,530)
Balances subject to exposure to Pre-Fixed variation	353,311	(46,648)	(46,648)	(46,648)
Balances subject to exposure to TJLP variation	21,447	(1,536)	(1,893)	(2,250)
Balance subject to net exposure	16,303,648	(2,896,863)	(3,468,333)	(4,039,803)

Source of indices: Focus Report – BACEN and B3

The objective of this sensitivity analysis is to measure the potential effects from changes in market variables on Movida's financial instruments, and resulting increase or decrease in finance expenses, net.

Description	Book value 12/31/2024	Scenario I - probable	Consolidated	
			Scenario II + 25% deterioration	Scenario III + 50% deterioration
Balances subject to exposure to CDI variations	13,025,857	(2,430,274)	(2,942,703)	(3,455,131)
Balances subject to exposure to IPCA variation	2,370,150	(336,243)	(374,387)	(412,530)
Balances subject to exposure to Pre-Fixed variation	353,311	(46,648)	(46,648)	(46,648)
Balances subject to exposure to TJLP variation	21,447	(1,536)	(1,893)	(2,250)
Balances subject to exposure to foreign currency variations	(219,689)	(92,679)	(83,816)	(74,954)
Balance subject to net exposure	15,551,077	(2,907,379)	(3,449,446)	(3,991,513)

Source of indices: Focus Report – BACEN and B3

8. CASH AND CASH EQUIVALENTS

	Parent Company		Consolidated	
	12/31/2024	12/31/2023	12/31/2024	12/31/2023
Cash	972	2	2,997	1,945
Banks	47,747	4,154	113,089	51,322
Total cash and banks	48,719	4,156	116,086	53,267
Repurchase agreements	505,713	1,581	533,530	37,601
CDB (Bank Deposit Certificate)	9	-	9	2,077
Sweep investments	23,721	10,920	28,152	40,351
Other	-	-	118	98
Total financial investments	529,443	12,501	561,809	80,127
Total	578,162	16,657	677,895	133,394

During the year ended December 31, 2024, the average yield on cash and cash equivalents was 10.93% per year (On December 31, 2023, the average yield was 13.15% per year).

9. MARKETABLE SECURITIES AND FINANCIAL INVESTMENTS

Operations	Parent Company		Consolidated	
	12/31/2024	12/31/2023	12/31/2024	12/31/2023
Government securities – exclusive funds				
Investment quotas (exclusive fund SIMPAR) ⁽ⁱ⁾	3,107,405	587,791	3,613,468	1,406,342
CLN - Credit linked note	-	-	-	1,385,238
Sovereign Securities ⁽ⁱⁱ⁾	-	-	-	73,778
Total	3,107,405	587,791	3,613,468	2,865,358
Current assets	3,107,405	587,791	3,613,468	2,865,358
Total	3,107,405	587,791	3,613,468	2,865,358

Notes to the parent company and consolidated financial statements at December 31, 2024

(In thousands of Brazilian Reais, unless otherwise stated)

(i) Movida invests resources in an Investment Fund that was created by its parent company Simpar, exclusively to maximize the profitability of the financial investments of the SIMPAR Group companies. This fund is managed by Banco Bradesco, Banco do Brasil and Banco CEF and, as of December 31, 2024, consists of investments in National Treasury Bills (50%), Brazilian Treasury Financial Bills (47%), and Financial Bills (4%). The investment shares are free and immediately redeemable;

The average income of accounts allocated to investment funds by the parent company Simpar is defined by post-fixed and pre-fixed rates (fixed LTN and LFT SELIC). During the year ended December 31, 2024, the average profitability was 14.93% per year (13.15% p.a. for the year ended December 31, 2023).

Information on the fair value measurement, Movida's exposure to credit and market risks, and sensitivity to interest and currency rates are included in Notes 7.2, 7.3 and 7.4.

10. TRADE RECEIVABLES

At December 31, 2024 and 2023, Movida had no receivables offered as debt guarantees. Information on the fair value measurement and on Movida's exposure to credit and market risks are included in Notes 7.2 and 7.3.

	Parent Company		Consolidated	
	12/31/2024	12/31/2023	12/31/2024	12/31/2023
Trade receivables	743,437	337,866	984,783	1,118,984
Receivables from credit cards	104,531	3,375	104,531	47,079
Unbilled revenue from rentals	280,667	23,269	409,793	331,167
Receivables from related parties (Note 27.1)	194,887	22,719	191,578	123,161
(-) Expected credit losses from trade receivables	(230,643)	(57,960)	(248,989)	(274,978)
Subtotal	1,092,879	329,269	1,441,696	1,345,413
In current assets	1,092,875	328,611	1,441,650	1,343,672
In non-current assets	4	658	46	1,741
Total	1,092,879	329,269	1,441,696	1,345,413

10.1 Changes in the allowance for expected losses from trade receivables

	Parent Company	Consolidated
At December 31, 2023	(57,960)	(274,978)
(-) Additions	(58,360)	(128,276)
(+) Reversals	39,179	56,618
(+/-) Addition due to corporate reorganization	(153,502)	-
(-/+) Reversals and write-off to losses ⁽ⁱ⁾	-	98,208
(+) Foreign exchange variation	-	(561)
At December 31, 2024	(230,643)	(248,989)
At December 31, 2022	(26,067)	(185,777)
(-) Additions	(33,584)	(116,200)
(+) Reversals	1,398	27,875
(+) Write-off ⁽ⁱ⁾	293	(930)
(+) Foreign exchange variation	-	54
At December 31, 2023	(57,960)	(274,978)

(i) Refers to securities written off as definitive losses, having been overdue for over two years and now covered by a 100% allowance. However, administrative and judicial collections continue. There is no impact on the net balance of trade receivables and on the related cash flows.

10.2 Classification by maturities and their respective expected loss rates

	Parent Company							
	12/31/2024				12/31/2023			
	Trade receivables	Expected losses	%	Total, net	Trade receivables	Expected losses	%	Total, net
Current (not overdue)	634,338	(9,942)	1.57%	624,396	278,926	(2,273)	0.81%	276,653
Due within 30 days	295,112	(4,007)	1.36%	291,105	41,173	(2,416)	5.87%	38,757
Overdue from 31 to 90 days	89,413	(13,604)	15.21%	75,809	17,878	(8,512)	47.61%	9,366
Overdue from 91 to 180 days	67,307	(20,851)	30.98%	46,456	8,154	(5,545)	68.00%	2,609
Overdue from 181 to 365 days	85,330	(45,626)	53.47%	39,704	35,750	(34,082)	95.33%	1,668
Overdue for over 365 days	152,022	(136,613)	89.86%	15,409	5,348	(5,132)	95.96%	216
Total overdue	689,184	(220,701)	32.02%	468,483	108,303	(55,687)	51.42%	52,616

Notes to the parent company and consolidated financial statements at December 31, 2024

(In thousands of Brazilian Reais, unless otherwise stated)

Total	1,323,522	(230,643)	17.43%	1,092,879	387,229	(57,960)	14.97%	329,269
-------	-----------	-----------	--------	-----------	---------	----------	--------	---------

	12/31/2024				Consolidated 12/31/2023			
	Trade receivables	Expected losses	%	Total, net	Trade receivables	Expected losses	%	Total, net
Current (not overdue)	881,751	(11,287)	1.28%	870,464	838,707	(35,339)	4.21%	803,368
Due within 30 days	318,455	(4,557)	1.43%	313,898	329,133	(14,825)	4.50%	314,308
Overdue from 31 to 90 days	158,824	(14,548)	9.16%	144,276	145,782	(26,046)	17.87%	119,736
Overdue from 91 to 180 days	57,663	(22,247)	38.58%	35,416	68,297	(20,081)	29.40%	48,216
Overdue from 181 to 365 days	101,239	(47,659)	47.08%	53,580	121,606	(78,826)	64.82%	42,780
Overdue for over 365 days	172,753	(148,691)	86.07%	24,062	116,866	(99,861)	85.45%	17,005
Total overdue	808,934	(237,702)	29.38%	571,232	781,684	(239,639)	30.66%	542,045
Total	1,690,685	(248,989)	14.73%	1,441,696	1,620,391	(274,978)	16.97%	1,345,413

11. VEHICLES DECOMMISSIONED FOR FLEET RENEWAL

The movements during the years ended December 31, 2024 2023 are as follows:

	Parent Company			Consolidated		
	Vehicles	Machinery and equipment	Total	Vehicles	Machinery and equipment	Total
At December 31, 2023	95,808	-	95,808	617,109	294	617,403
Addition due to corporate reorganization (Note 1.1.1)	473,669	-	473,669	-	-	-
Assets written off due to sale	(1,474,907)	-	(1,474,907)	(6,435,475)	-	(6,435,475)
Assets transferred from property and equipment	1,475,526	191	1,475,717	6,547,798	191	6,547,989
Impairment losses ⁽ⁱ⁾	(12,529)	-	(12,529)	(24,096)	-	(24,096)
At December 31, 2024	557,567	191	557,758	705,336	485	705,821

	Parent Company			Consolidated		
	Vehicles	Machinery and equipment	Total	Vehicles	Machinery and equipment	Total
At December 31, 2022	4,059	-	4,059	1,195,331	147	1,195,478
Assets written off due to sale	(891,118)	-	(891,118)	(4,643,840)	-	(4,643,840)
Assets transferred from property and equipment	995,209	-	995,209	4,469,950	147	4,470,097
Impairment losses ⁽ⁱⁱ⁾	(12,342)	-	(12,342)	(404,332)	-	(404,332)
At December 31, 2023	95,808	-	95,808	617,109	294	617,403

(i) Refers to the impairment of vehicles recognized following severe flooding in the State of Rio Grande do Sul.

(ii) Refers to the allowance for expected losses on the sale of vehicles for renewal of the Company's fleet (Note 26 (i)).

At December 31, 2024 and 2023, Movida had no decommissioned vehicles for fleet renewal pledged as collateral for financial obligations.

12. INVESTMENTS

Parent company equity interests in investees were accounted for under the equity method of accounting, based on the financial information on the investees, as follows:

Direct interest

Investments	Parent Company			
	Equity at 12/31/2024	Interest %	Equity in results of subsidiaries	12/31/2024
Movida Locação de Veículos S.A.	41	100.00%	503,622	41
CS Brasil Frotas S.A.	5,216,404	100.00%	99,031	5,216,404
Movida Europe S.A.	776,041	100.00%	190,411	776,041

Notes to the parent company and consolidated financial statements at December 31, 2024

(In thousands of Brazilian Reais, unless otherwise stated)

Movida Finance S.A.	(120,235)	100.00%	(87,577)	-
SAT Rastreamento	8,450	100.00%	(475)	8,450
Marbor Locadora	10	100.00%	-	10
E-Moving ⁽ⁱ⁾	-	-	-	562
Goodwill based on expected future profitability ⁽ⁱⁱ⁾	9,903	-	-	9,903
Unrealized gains (losses) on intra-group transactions ⁽ⁱⁱⁱ⁾	-	-	104,267	(196)
Total investments			809,279	6,011,215

Investments	Equity at 12/31/2023	Interest %	Equity in results of subsidiaries	Parent Company
				12/31/2023
Movida Locação de Veículos S.A.	7,342,971	100.00%	(465,053)	7,342,971
CS Brasil Participações S.A.	1,106,914	100.00%	51,795	1,106,914
CS Brasil Frotas S.A.	4,405,944	13.64%	18,963	601,041
Marbor Frotas	73,731	100.00%	21,497	73,731
Movida Europe S.A.	446,436	100.00%	405,461	446,436
Movida Finance S.A.	(37,743)	100.00%	(58,442)	-
Green Yalla	20,449	100.00%	2,256	20,449
SAT Rastreamento	2,267	100.00%	(65)	2,267
Goodwill based on expected future profitability ⁽ⁱⁱ⁾	12,120	-	-	12,120
Unrealized gains (losses) on intra-group transactions ⁽ⁱⁱⁱ⁾	-	-	312,158	(111,220)
Total investments			288,570	9,494,709

(i) Refers to an investment previously recorded in Movida Locação, which was merged into Movida Participações (Note 1.1.1).

(ii) Goodwill arising from a business acquisition, which is classified as an investment by the Parent Company, in accordance with CPC 18 (R2) / IAS 28 – Investments in Associates and Joint Ventures, and as intangible assets in the Consolidated, in accordance with ICPC 09 (R2) - "Parent Company Financial Statements, Separate Statements, Consolidated Statements and Application of the Equity Method".

(iii) Refers to the unrealized result from intercompany sales.

Notes to the parent company and consolidated financial statements at December 31, 2024

(In thousands of Brazilian Reais, unless otherwise stated)

12.1 Changes in investment balances

	Movida Locação de Veículos S.A.	CS Brasil Participações S.A. ⁽ⁱⁱⁱ⁾	CS Brasil Frotas S.A.	SAT Rastreamento	Marbor Locadora	Movida Europe S.A.	Movida Finance S.A.	Marbor Frotas Corporativas Ltda. ⁽ⁱⁱⁱ⁾	Green Yalla ⁽ⁱⁱⁱ⁾	E-moving	Goodwill and surplus value	Unrealized gains (losses) on intra-group transactions (ii)	Total
At December 31, 2023	7,342,971	1,106,914	601,041	2,267	-	446,436	-	73,731	20,449	-	12,120	(111,220)	9,494,709
Advance for future capital increase and capital increase in investee	-	-	-	6,658	-	136,640	-	-	-	-	-	-	143,298
Equity in results of subsidiaries	503,622	-	99,031	(475)	-	190,411	(87,577)	-	-	-	-	104,267	809,279
Distribution of dividends and interest on capital	-	-	(393,176)	-	-	-	-	-	-	-	-	-	(393,176)
(-) Amortization of surplus value	-	-	-	-	-	-	-	-	-	-	(2,217)	-	(2,217)
Reclassification negative equity ⁽ⁱ⁾	-	-	-	-	-	-	87,902	-	-	-	-	-	87,902
Adjustment to present value of debentures	-	-	255,882	-	-	-	-	-	-	-	-	-	255,882
Merger/spin-off of subsidiaries	(7,608,515)	(1,106,914)	3,748,817	-	10	-	-	(73,731)	(20,449)	562	-	6,719	(5,053,501)
Other comprehensive income	(116,123)	-	-	-	-	2,554	-	-	-	-	-	-	(113,569)
Effects of changes in shareholding	(121,914)	-	121,914	-	-	-	-	-	-	-	-	-	-
Cumulative translation adjustment (CTA)	-	-	-	-	-	-	(325)	-	-	-	-	-	(325)
Investment of convertible debentures in shares	-	-	782,895	-	-	-	-	-	-	-	-	-	782,895
Other	-	-	-	-	-	-	-	-	-	-	-	38	38
At December 31, 2024	41	-	5,216,404	8,450	10	776,041	-	-	-	562	9,903	(196)	6,011,215
At December 31, 2022	7,596,947	1,022,367	376,820	-	-	-	28,716	40,362	18,133	-	51,381	(281,818)	8,852,908
Advance for future capital increase and capital increase in investee	-	-	-	2,332	-	88,054	-	11,872	60	-	-	-	102,318
Equity in results of subsidiaries	(465,053)	51,795	18,963	(65)	-	405,461	(58,442)	21,497	2,256	-	-	312,158	288,570
Distribution of dividends and interest on capital	-	(30,283)	-	-	-	-	-	-	-	-	-	-	(30,283)
(-) Amortization of surplus value	-	-	-	-	-	-	-	-	-	-	(39,261)	-	(39,261)
Reclassification negative equity ⁽ⁱ⁾	-	-	-	-	-	(168,036)	37,743	-	-	-	-	-	(130,293)
Adjustment to present value of debentures	6,689	(15,234)	(8,766)	-	-	-	-	-	-	-	-	-	(17,311)
Other comprehensive income	306,680	-	1	-	-	120,957	-	-	-	-	-	-	427,638
Effects of changes in shareholding	(102,292)	78,269	24,023	-	-	-	-	-	-	-	-	-	-
Investment of debentures convertible into shares	-	-	190,000	-	-	-	-	-	-	-	-	-	190,000
Cumulative translation adjustment (CTA)	-	-	-	-	-	-	(8,017)	-	-	-	-	-	(8,017)
Tax arising from intercompany transactions	-	-	-	-	-	-	-	-	-	-	-	(141,560)	(141,560)
At December 31, 2023	7,342,971	1,106,914	601,041	2,267	-	446,436	-	73,731	20,449	-	12,120	(111,220)	9,494,709

(i) A share of the investee's losses was reclassified to liabilities as determined in paragraph 39 of CPC 18 (R2) – Investments in Associates and Joint Ventures.

(ii) Refers to the unrealized result of a lease agreement between the Company and its subsidiary from sale operations.

(iii) Companies merged from January 1, 2024.

The accompanying notes are an integral part of these parent company and consolidated financial statements.

Notes to the parent company and consolidated financial statements at December 31, 2024

(In thousands of Brazilian Reais, unless otherwise stated)

12.2. Balances of assets and liabilities and results of investees and subsidiaries

The balances of assets, liabilities, revenues and expenses in subsidiaries at December 31, 2024 and 2023 are presented below:

	Movida Locação de Veículos S.A.		CS Brasil Frotas S.A.		CS Brasil Participações S.A. ⁽ⁱ⁾		SAT Rastreamento		Marbor Locadora		Movida Europe S.A.		Movida Finance S.A. ⁽ⁱ⁾		Marbor Frotas Corporativas Ltda. ⁽ⁱ⁾		Green Yalla	
	12/31/2024	12/31/2023	12/31/2024	12/31/2023	12/31/2024	12/31/2023	12/31/2024	12/31/2023	12/31/2024	12/31/2023	12/31/2024	12/31/2023	12/31/2024	12/31/2023	12/31/2024	12/31/2023	12/31/2024	12/31/2023
Current assets	41	7,441,000	1,194,301	-	-	1,170,014	5,732	1,057	1,250	-	4,891,664	1,431,676	127,329	66,118	-	63,833	-	13,974
Non-current assets	-	12,756,379	4,970,884	-	-	5,613,963	6,691	1,919	57	-	442,379	311,637	962,591	833,314	-	94,046	-	12,864
Current liabilities	-	5,466,485	640,948	-	-	1,016,046	3,973	709	1,297	-	88,619	34,972	205,352	211,863	-	7,005	-	5,622
Non-current liabilities	-	7,387,923	307,834	-	-	255,073	-	-	-	-	4,469,383	1,261,905	806,844	551,669	-	3,415	-	767
Equity	41	7,342,971	5,216,404	-	-	5,512,858	8,450	2,267	10	-	776,041	446,436	77,724	135,900	-	147,459	-	20,449
Net revenues	6,743,875	10,788,560	2,333,672	-	-	1,352,534	12,689	335	-	-	-	-	319,876	198,454	-	76,543	-	11,785
Costs and expenses	(6,240,253)	(11,253,613)	(2,114,813)	-	-	(1,161,935)	(13,164)	(400)	-	-	190,411	405,461	(388,222)	(229,702)	-	(33,549)	-	(9,529)
Profit (loss) for the year	503,622	(465,053)	218,859	-	-	190,599	(475)	(65)	-	-	190,411	405,461	(68,346)	(31,248)	-	42,994	-	2,256

(i) Considers the balance of companies with indirect interest grouped with those of companies with direct interest.

Notes to the parent company and consolidated financial statements at December 31, 2024

(In thousands of Brazilian Reais, unless otherwise stated)

13. PROPERTY AND EQUIPMENT

Changes in the balances of property and equipment in the Parent Company and Consolidated for the years ended December 31, 2024 and 2023 were as follows:

	Parent Company								
	Vehicles	Machinery and equipment	Property and equipment in progress	Leasehold improvements	Computers and peripherals	Furniture and fixtures	Right of use (vehicles)	Right of use (properties)	Total
Cost:									
At December 31, 2023	4,096,421	1	499	-	59	230	1,765,392	41,619	5,904,221
Addition due to corporate reorganization (Note 1.1.1)	14,587,456	52,430	109,657	250,157	38,030	63,181	-	955,696	16,056,607
Additions	1,337,765	1,949	4,181	-	864	509	2,331,943	24,377	3,701,588
Transfers to vehicles decommissioned for fleet renewal	(1,629,285)	(232)	-	-	-	-	-	-	(1,629,517)
Write-offs (i)	(1,735,534)	-	-	-	(25)	(3)	(4,093,986)	-	(5,829,548)
At December 31, 2024	16,656,823	54,148	114,337	250,157	38,928	63,917	3,349	1,021,692	18,203,351
Depreciation:									
At December 31, 2023	(7,689)	-	-	-	(41)	(38)	(478,213)	(12,074)	(498,055)
Addition due to corporate reorganization (Note 1.1.1)	(891,643)	(10,738)	-	(101,805)	(16,623)	(23,073)	-	(496,231)	(1,540,113)
Depreciation for the year	(256,766)	(2,347)	-	(4,454)	(642)	(486)	(537,192)	(18,756)	(820,643)
Transfers to vehicles decommissioned for fleet renewal	153,759	41	-	-	-	-	-	-	153,800
Write-offs	(17,953)	-	-	-	25	3	1,015,405	-	997,480
At December 31, 2024	(1,020,292)	(13,044)	-	(106,259)	(17,281)	(23,594)	-	(527,061)	(1,707,531)
Net residual value:									
At December 31, 2023	4,088,732	1	499	-	18	192	1,287,179	29,545	5,406,166
At December 31, 2024	15,636,531	41,104	114,337	143,898	21,647	40,323	3,349	494,631	16,495,820

	Parent Company							
	Vehicles	Machinery and equipment	Property and equipment in progress	Computers and peripherals	Furniture and fixtures	Right of use (vehicles)	Right of use (properties)	Total
Cost:								
At December 31, 2022	2,032,387	1	49	59	65	286,973	39,322	2,358,856
Additions	3,129,793	-	450	-	168	1,645,906	2,297	4,778,614
Transfers to vehicles decommissioned for fleet renewal	(1,019,846)	-	-	-	-	-	-	(1,019,846)
Write-offs ⁽ⁱ⁾	(45,913)	-	-	-	(3)	(167,487)	-	(213,403)
At December 31, 2023	4,096,421	1	499	59	230	1,765,392	41,619	5,904,221
Depreciation:								
At December 31, 2022	(15,736)	-	-	(30)	(36)	(59,119)	(7,625)	(82,546)
Depreciation for the year	(57,047)	-	-	(11)	(2)	(508,732)	(4,449)	(570,241)
Transfers to vehicles decommissioned for fleet renewal	24,637	-	-	-	-	-	-	24,637
Write-offs	40,457	-	-	-	-	89,638	-	130,095
At December 31, 2023	(7,689)	-	-	(41)	(38)	(478,213)	(12,074)	(498,055)
Net residual value:								
At December 31, 2022	2,016,651	1	49	29	29	227,854	31,697	2,276,310
At December 31, 2023	4,088,732	1	499	18	192	1,287,179	29,545	5,406,166

- (i) Movida Locação de Veículos S.A., through a commercial agreement, carried out sublease and sale of vehicles for Movida Participações S.A. In December 2023, the subsidiary Movida Locação de Veículos S.A. sold part of its fleet to the parent company Movida Participações S.A. for maintenance of its fleet management operation. The sale amount was R\$ 3,130,293 and this transaction was eliminated in the consolidated results. In April 2024, the parent company and its subsidiary agreed to cancel part of the negotiated fleet due to operational difficulties in completing the transaction. The canceled amount was R\$ 1,644,020 and this cancellation transaction was also eliminated in the consolidated results. This operation did not have any effect on the equity balances and consolidated results.

FINANCIAL STATEMENTS 2024

MOVIDA PARTICIPAÇÕES S.A AND ITS SUBSIDIARIES



Notes to the parent company and consolidated financial statements at December 31, 2024

(In thousands of Brazilian Reais, unless otherwise stated)

	Consolidated										
	Vehicles	Property and equipment in progress	Machinery and equipment	Leasehold improvements	Computer, peripherals and trackers	Furniture and fixtures	Land	Buildings and other construction	Right of use (vehicles)	Right of use (properties)	Total
Cost:											
At December 31, 2023	19,143,985	80,070	26,778	225,567	39,012	60,511	14,143	65,543	54,282	821,163	20,531,054
Additions	11,762,992	118,439	36,039	-	11,969	11,557	-	10,000	54,326	264,776	12,270,098
Transfers to vehicles decommissioned for fleet renewal	(7,858,998)	-	(232)	-	-	-	-	-	-	-	(7,859,230)
Write-offs	(549,914)	(27,312)	(14)	(25,352)	(6,147)	(1,494)	(459)	(3,860)	(40,821)	(31,479)	(686,852)
Transfers	1,708	(50,621)	(3,335)	51,421	(99)	926	-	-	-	-	-
Foreign exchange variations	87,284	96	-	-	-	364	2,867	13,285	-	-	103,896
At December 31, 2024	22,587,057	120,672	59,236	251,636	44,735	71,864	16,551	84,968	67,787	1,054,460	24,358,966
Accumulated depreciation:											
At December 31, 2023	(1,346,561)	-	(7,787)	(76,980)	(18,211)	(19,850)	-	(1,862)	(19,589)	(402,933)	(1,893,773)
Depreciation for the year	(1,720,732)	-	(9,515)	(64,543)	(6,471)	(6,510)	-	(1,405)	(45,804)	(161,262)	(2,016,242)
Amortization of surplus value for the year	(6,416)	-	-	-	-	-	-	-	-	-	(6,416)
Transfers to vehicles decommissioned for fleet renewal	1,311,200	-	41	-	-	-	-	-	-	-	1,311,241
Write-offs	101,440	-	8	32,584	5,957	660	-	309	22,111	19,310	182,379
Transfers	(610)	-	610	-	-	-	-	-	-	-	-
Foreign exchange variations	(22,669)	-	-	-	-	(157)	-	(377)	-	-	(23,203)
At December 31, 2024	(1,684,348)	-	(16,643)	(108,939)	(18,725)	(25,857)	-	(3,335)	(43,282)	(544,885)	(2,446,014)
Net residual value:											
At December 31, 2023	17,797,424	80,070	18,991	148,587	20,801	40,661	14,143	63,681	34,693	418,230	18,637,281
At December 31, 2024	20,902,709	120,672	42,593	142,697	26,010	46,007	16,551	81,633	24,505	509,575	21,912,952

	Vehicles	Property and equipment in progress	Machinery and equipment	Leasehold improvements	Computers and peripherals	Furniture and fixtures	Land and natural resources	Buildings and other construction	Right of use (vehicles)	Right of use (properties)	Total
Cost:											
At December 31, 2022	16,116,411	81,579	24,826	125,756	35,782	52,233	1,143	5,939	32,334	707,570	17,183,573
Additions	8,915,438	187,798	2,099	-	3,944	8,357	13,045	-	44,575	162,296	9,337,552
Transfers to vehicles decommissioned for fleet renewal	(5,514,092)	-	(147)	-	-	-	-	-	-	-	(5,514,239)
Write-offs	(335,103)	(119)	(9)	(15,665)	(618)	(957)	-	-	(22,627)	(48,703)	(423,801)
Transfers	13,054	(189,188)	9	115,476	(96)	909	-	59,836	-	-	-
Foreign exchange variations	(12,123)	-	-	-	-	(31)	(45)	(232)	-	-	(12,431)
Surplus value adjustment	(39,599)	-	-	-	-	-	-	-	-	-	(39,599)
At December 31, 2023	19,143,986	80,070	26,778	225,567	39,012	60,511	14,143	65,543	54,282	821,163	20,531,055
Accumulated depreciation:											
December 31, 2022	(960,080)	-	(5,863)	(48,539)	(12,330)	(14,381)	-	(1,413)	(22,792)	(275,977)	(1,341,375)
Depreciation for the year	(1,570,197)	-	(1,917)	(36,434)	(6,395)	(5,481)	-	(842)	(19,372)	(147,658)	(1,788,296)
Transfers to vehicles decommissioned for fleet renewal	1,044,142	-	-	-	-	-	-	-	-	-	1,044,142
Write-offs	134,651	-	-	8,307	524	172	-	338	22,575	20,702	187,269
Transfers	516	-	(7)	(314)	(10)	(185)	-	-	-	-	-
Foreign exchange variations	4,407	-	-	-	-	25	-	54	-	-	4,486
At December 31, 2023	(1,346,561)	-	(7,787)	(76,980)	(18,211)	(19,850)	-	(1,863)	(19,589)	(402,933)	(1,893,774)
Net residual value:											
At December 31, 2022	15,156,331	81,579	18,963	77,217	23,452	37,852	1,143	4,526	9,542	431,593	15,842,198
At December 31, 2023	17,797,425	80,070	18,991	148,587	20,801	40,661	14,143	63,680	34,693	418,230	18,637,281

The accompanying notes are an integral part of these parent company and consolidated financial statements.

Notes to the parent company and consolidated financial statements at December 31, 2024
(In thousands of Brazilian Reals, unless otherwise stated)

Movida annually reviews the expected market value estimates of its property and equipment items at the end of the economic useful life, based on historical data on the market value of its vehicles (according to the chart prepared by the Economic Research Institute - FIPE and/or other trade platforms), regularly monitors the estimated economic useful lives used to determine the respective depreciation and amortization rates and, whenever necessary, performs analyses on the recoverability of its assets.

The depreciation methods, useful lives and residual values are reviewed periodically and adjusted, if appropriate. In the year ended December 31, 2024, an assessment was carried out and adjustments were made to the annual weighted average depreciation rates, shown in the table below:

Property and equipment items	Average annual rate of depreciation (%)			
	Parent Company		Consolidated	
	12/31/2024	12/31/2023	12/31/2024	12/31/2023
Vehicles	4.47%	2.31%	8.46%	11.01%
Machinery and equipment	7.14%	10.00%	7.14%	10.00%
Computers, peripherals and trackers	20.00%	20.00%	20.00%	20.00%
Furniture and fixtures	8.76%	10.00%	8.76%	10.00%
Leasehold improvements	-	-	23.43%	20.52%
Right of use (vehicles)	53.87%	38.88%	68.47%	68.46%
Right of use (properties)	6.53%	10.75%	17.16%	19.27%
Buildings	-	-	10.00%	10.00%

Notes to the parent company and consolidated financial statements at December 31, 2024

(In thousands of Brazilian Reals, unless otherwise stated)

14. INTANGIBLE ASSETS

Changes in the Parent Company and Consolidated balances for the years ended December 31, 2024 and 2023 were as follows:

	Parent Company						Consolidated						
	Goodwill	Trademarks and patents	Software	Points-of-sale	Contracts with customers	Total	Goodwill ⁽¹⁾	Software	Trademarks and patents	Points-of-sale	Contracts with customers	Non-competes agreement	Total
Cost:													
At December 31, 2023	4,258	1,117	9,906	-	10,827	26,108	110,676	290,711	14,717	5,091	11,829	3,118	436,142
Addition due to corporate reorganization (Note 1.1.1)	2,777	92	295,901	5,091	4,572	308,433	-	-	-	-	-	-	-
Additions	-	-	2,677	-	-	2,677	-	39,598	-	-	-	-	39,598
Write-offs	-	-	(1,207)	-	-	(1,207)	-	(13,321)	3	-	-	-	(13,318)
At December 31, 2024	7,035	1,209	307,277	5,091	15,399	336,011	110,676	316,990	14,720	5,091	11,829	3,118	462,422
Amortization:													
At December 31, 2023	-	-	(1,260)	-	(10,322)	(11,582)	-	(87,737)	(30)	(443)	(10,322)	(1,299)	(99,831)
Addition due to corporate reorganization (Note 1.1.1)	-	(30)	(103,971)	(615)	-	(104,616)	-	-	-	-	-	-	-
Additions	-	-	(2,608)	(16)	-	(2,624)	-	(32,506)	-	(190)	-	(1,039)	(33,735)
Write-offs	-	-	1,208	-	-	1,208	-	13,307	-	-	-	-	13,307
At December 31, 2024	-	(30)	(106,631)	(631)	(10,322)	(117,614)	-	(106,936)	(30)	(633)	(10,322)	(2,338)	(120,259)
Net residual value:													
At December 31, 2023	4,258	1,117	8,646	-	505	14,526	110,676	202,976	14,687	4,648	1,507	1,819	336,311
At December 31, 2024	7,035	1,179	200,646	4,460	5,077	218,397	110,676	210,054	14,690	4,458	1,507	780	342,163

	Parent Company						Consolidated						
	Goodwill	Trademarks and patents	Software	Points-of-sale	Contracts with customers	Total	Goodwill ⁽¹⁾	Software	Trademarks and patents	Points-of-sale	Contracts with customers	Non-competes agreement	Total
Cost:													
At December 31, 2022	4,258	1,117	8,523	-	10,827	24,725	40,418	237,516	14,168	4,791	11,510	34,295	342,698
Additions	-	-	1,383	-	-	1,383	-	55,587	549	300	319	-	56,755
Adjustment to surplus value allocation	-	-	-	-	-	-	70,258	-	-	-	-	(31,177)	39,081
Write-offs	-	-	-	-	-	-	-	(2,392)	-	-	-	-	(2,392)
At December 31, 2023	4,258	1,117	9,906	-	10,827	26,108	110,676	290,711	14,717	5,091	11,829	3,118	436,142
Amortization:													
At December 31, 2022	-	-	(1,081)	-	-	(1,081)	-	(54,603)	(30)	(273)	-	-	(54,906)
Additions	-	-	(179)	-	(10,322)	(10,501)	-	(33,260)	-	(170)	(10,322)	(1,299)	(45,051)
Write-offs	-	-	-	-	-	-	-	126	-	-	-	-	126
At December 31, 2023	-	-	(1,260)	-	(10,322)	(11,582)	-	(87,737)	(30)	(443)	(10,322)	(1,299)	(99,831)
Net residual value:													
At December 31, 2022	4,258	1,117	7,442	-	10,827	23,644	40,418	182,913	14,138	4,518	11,510	34,295	287,792
At December 31, 2023	4,258	1,117	8,646	-	505	14,526	110,676	202,974	14,687	4,648	1,507	1,819	336,311

The accompanying notes are an integral part of these parent company and consolidated financial statements.

Notes to the parent company and consolidated financial statements at December 31, 2024

(In thousands of Brazilian Reais, unless otherwise stated)

Average annual amortization rates:

Intangible asset items	Average annual rate of amortization (%)			
	Parent Company		Consolidated	
	12/31/2024	12/31/2023	12/31/2024	12/31/2023
Software	14.28%	20.00%	14.28%	20.00%
Point-of-sales	-	-	1.47%	1.47%
Contracts with customers	2.99%	2.99%	2.99%	2.99%
Non-compete agreement	-	-	33.30%	33.30%

14.1 Impairment testing

The impairment test of indefinite useful life intangible assets is carried out once a year, or if there are indicators of impairment of cash-generating units ("CGUs"). Movida classifies CGUs based on their segments, RAC and GTF (Note 6).

Movida classifies CGUs for assets of the fleet of each operating segment. At December 31, 2024, Management updated its studies and the results are detailed below.

14.2 Impairment of financial assets

Movida recognizes loss allowances for expected credit losses (ECLs) on its financial assets measured at amortized cost.

Movida measures loss allowances at an amount equal to lifetime ECLs, using a simplified "provision matrix" to calculate the expected losses on its trade receivables according to which the amount of expected credit losses is defined on an "ad hoc" basis.

The provision matrix is based on the percentages of historical loss observed along the expected life of the receivables and is adjusted for specific customers according to future estimates and qualitative factors, such as debtor's financial capacity, guarantees provided, and renegotiations in progress, among other factors that are monitored.

These qualitative factors are monitored monthly by the Credit and Collection Committee. The percentages of historical loss and the changes in future estimates are reviewed at each reporting period or whenever a significant event occurs indicating that there may be a significant change in these percentages.

For ECLs associated to marketable securities classified as at amortized cost, the methodology of impairment applied depends on the significant increase of the counterparty's credit risk.

The provision for impairment of financial assets measured at amortized cost is presented less the gross carrying amount of the assets.

The gross carrying amount of a financial asset is written off when Movida has no reasonable expectations of recovering a financial asset in its entirety or a portion thereof. For individual customers, Movida has a policy of writing off the gross carrying amount when the financial asset is 24 months past due based on historical experience of recoveries of similar assets. Movida expects no significant recovery from the amount written off. However, financial assets that are written off could still be subject to enforcement activities in order to comply with Movida's procedures for recovery of amounts due.

14.3 Impairment test of goodwill

The recoverable amount of a CGU is determined based on value-in-use calculations. These calculations use pre-income tax and social contribution cash flow projections based on financial budgets for a five-year period and perpetuity.

Notes to the parent company and consolidated financial statements at December 31, 2024

(In thousands of Brazilian Reais, unless otherwise stated)

The growth rate does not exceed the average long-term growth rate of the sectors where each CGU operates.

The main assumptions used to calculate the value in use at December 31, 2024 and 2023 are presented below:

Cash generating units	2024 - %
Discount rates (WACC)	10.89%
Growth rate in perpetuity	3.60%
Estimated growth rate for EBITDA (i) - average for the following 5 years	4.26%

Cash generating units	2023 - %
Discount rates (WACC)	11.08%
Growth rate in perpetuity	3.50%
Estimated growth rate for EBITDA (i) - average for the following 5 years	6.33%

(i) EBITDA: Earnings before interest, taxes, depreciation and amortization.

Being:

- Utilization of the Weighted Average Cost of Capital (WACC) as an appropriate parameter to determine the discount rate to be applied to the free cash flows;
- Cash flows projections prepared by Management, which comprise a five-year projection period, from January 2025 to December 2029;
- All projections were made on a nominal basis, that is, considering the effects of inflation;
- The residual value after December 2029 was calculated based on the cash flow perpetuity, considering the assumption of going concern for an indefinite period and growth of 3.60% p.a.; and
- The cash flows were discounted considering the mid period convention, assuming that the cash flows are generated throughout the year.

At December 31, 2024, the Company reviewed the studies and did not identify any need for adjustments, except for those arising from the severe flooding in the State of Rio Grande do Sul (Note 1.1.2).

15 SUPPLIERS

Description	Parent Company		Consolidated	
	12/31/2024	12/31/2023	12/31/2024	12/31/2023
Car manufacturers and vehicle dealerships ⁽ⁱ⁾	4,670,244	9,599	5,065,541	4,449,448
Service providers and automotive parts	40,722	10,681	67,587	41,510
Service providers, except automotive	129,322	11,103	160,008	157,917
Related parties (Note 26.1)	47,457	4,244,965	20,897	98,701
Other	396	13	4,128	3,752
Total	4,888,141	4,276,361	5,318,161	4,751,328

(i) Changes in the balance of car manufacturers and vehicle dealerships due to payments for purchases made in previous periods, except for the spun-off amount of Movida Locação (Note 1.1.1) in the amount of R\$ 3,933,479. The spun-off amount is part of the non-cash effect from the purchase of property and equipment for leasing, recorded in the statement of cash flows.

Notes to the parent company and consolidated financial statements at December 31, 2024

(In thousands of Brazilian Reais, unless otherwise stated)

15.1 Supplier financing (Confirming)

The subsidiary Drive on Holidays negotiates payments to suppliers with banks through a Supplier Financing/Confirming transaction, to manage the amounts to be paid for purchases from suppliers and vehicles. In this operation, suppliers transfer the right to receive the credits they hold on Drive on Holidays to the banks and the payment term for the banks is up to 180 days, while the average original payment term for the securities is 30 days. The contracts signed are not guaranteed by the assets (vehicles) linked to the securitized operations. There were no material business combinations or exchange differences that could affect the liabilities under the supplier financing agreements in the years presented, and the carrying amounts of liabilities under the supplier financing agreements are considered reasonable approximations of their fair values, due to their short-term nature. The movement for the years ended December 31, 2024 and 2023 is shown below:

In foreign currency	Annual average rate	Maturity	Total	Changes in balances					Total
			12/31/2023	New contracts	Amortization	Interest paid	Interest accrued	Exchange rate changes	12/31/2024
Supplier financing - Confirming	4.92%	Jan/25	62,293	108,465	(152,948)	(3,143)	3,047	12,626	30,340

In foreign currency	Annual average rate	Maturity	Total	Changes in balances					Total
			12/31/2022	New contracts	Amortization	Interest paid	Interest accrued	Exchange rate changes	12/31/2023
Supplier financing - Confirming	5.54%	Dec/23	41,601	119,214	(98,114)	(2,261)	226	1,627	62,293

16 ASSIGNMENT OF CREDIT RIGHTS

	Parent Company		Consolidated	
	12/31/2024	12/31/2023	12/31/2024	12/31/2023
Liabilities for assignment of credit rights at the beginning of the year	645,621	424,245	981,461	774,471
Additions due to corporate reorganization (Note 1.1.1)	492,965	-	-	-
Assignments made (gross amount)	941,677	424,847	1,997,372	587,888
Appropriation of performed rights (gross amount)	(1,445,461)	(311,477)	(2,250,033)	(578,709)
Interest accrued, discounted	108,427	108,005	143,711	197,811
Liabilities for assignment of credit rights at the end of the year	743,229	645,620	872,511	981,461
Current	688,201	539,253	816,439	810,009
Non-current	55,028	106,367	56,072	171,452
Total	743,229	645,620	872,511	981,461

Movida definitively assigned its receivables from lease agreements of vehicles signed with its customers to third parties, with no co-obligation in the event of default. The respective financial discounts will be recorded as finance expenses in profit or loss over the agreement period. The amount received was initially recognized at fair value and the finance expense is recognized in profit or loss until the settlement date based on the effective interest rate of the contract. The average term for these agreements is 24 months, with maturities up to December 2027.

17 LOANS AND BORROWINGS

Analysis of loans and borrowing for the years ended December 31, 2024 and 2023:

	Parent Company		Consolidated	
	12/31/2024	12/31/2023	12/31/2024	12/31/2023
Loans and borrowings at the beginning of the year	1,714,151	579,776	4,997,678	6,689,065
Corporate reorganization (Note 1.1.1)	3,777,802	-	-	-
Funding	303,750	1,279,011	3,010,983	1,517,610
Charges to be recognized	(1,278)	(51,319)	(54,072)	(52,679)
Amortization	(491,325)	(150,000)	(744,253)	(2,376,418)
Interest capitalized	122	-	1,454	1,866
Interest paid	(308,602)	(63,677)	(734,421)	(409,257)
Interest accrued	211,834	110,775	609,951	(100,999)
Funding expenses	9,380	3,602	26,565	29,539
Foreign exchange variations	67,426	5,983	1,175,648	(301,049)
Loans and borrowings at the end of the year	5,283,260	1,714,151	8,289,533	4,997,678
Current	565,520	6,520	679,930	431,962
Non-current	4,717,740	1,707,631	7,609,603	4,565,716
Total	5,283,260	1,714,151	8,289,533	4,997,678

Notes to the parent company and consolidated financial statements at December 31, 2024

(In thousands of Brazilian Reals, unless otherwise stated)

At December 31, 2024 and 2023, the position of the Company's loans and borrowings is as follows:

Product	Rate	Average rate structure	Maturity	Currency	Parent Company		Consolidated	
					12/31/2024	12/31/2023	12/31/2024	12/31/2023
Promissory notes ⁽ⁱ⁾	13.66%	CDI+1.55%, CDI+1.6% and CDI+4.00%	August 2024	Real	-	462,153	-	462,153
CRI ⁽ⁱⁱ⁾	10.96%	CDI + 1.30/ 1.50 // IPCA + 7.00 ; CDI + 1.45 / IPCA + 7.5602% p.a./IPCA + 7,7279 a.a./ Fixed 13,2030% a.a.	October 2033	Real	1,287,349	1,251,998	1,287,349	1,251,998
CCB ⁽ⁱⁱⁱ⁾	4.50%	4.50%	June 2026	Real	3,721	-	3,721	16,071
FINEP ^(iv)	7.43%	TJLP + (6.98% +5%) - 4.5% - 0.5%	July 2030	Real	21,447	-	21,447	24,966
Commercial notes ^(v)	14.90%	CDI + 2.6% / CDI+ 2.30%	February 2027	Real	366,615	-	366,615	210,548
Direct Consumer Lending (CDC) ^(vi)	9.28%	9.28%	March 2024	Real	-	-	-	49
NCE ^(vii)	12.86%	CDI+2.10%	December 2026	Real	73,132	-	73,132	73,684
Total in local currency					1,752,264	1,714,151	1,752,264	2,039,469
BID ^(viii)	7.88%	SOFR+2.97 - 3.29 - 3.46	December 2031	Euro	706,941	-	706,941	763,828
CCB ⁽ⁱⁱⁱ⁾	5.24%	2.90+Euribor/2.86+Euribor	November 2027	Euro	-	-	203,411	137,329
International credit (4131) ^(ix)	5.77%	Eur+1.70%/(+5.83 / 5.82 / 4.94 / 4.80 / 4.99 / 4.80 / 4.91/ 4.86 / 4.94 / 4.88 / 5.08 / CDI + 2.6) / 1.28% + SOFR	February 2027	Dollar and Euro	2,824,055	-	1,085,724	769,997
Senior Notes "BOND" ^(x)	6.55%	5.25%	August 2031	USD	-	-	4,541,193	1,287,055
Total in foreign currency					3,530,996	-	6,537,269	2,958,209
Total					5,283,260	1,714,151	8,289,533	4,997,678

Notes to the parent company and consolidated financial statements at December 31, 2024

(In thousands of Brazilian Reais, unless otherwise stated)

- (i) **Promissory notes (Nps)** - refer to notes acquired from financial institutions for working capital purposes, and cash management to finance the renewal and expansion of the vehicle fleet, in the ordinary course of business. These transactions have covenants, including the maintenance of certain financial ratios.
- (ii) **Certificates of Real Estate Receivables (CRI)** - refers to the proceeds obtained by Movida from the payment of the Debentures which will be used to pay leases, already incurred or to be incurred, of certain lease contracts in accordance with the provisions of the Issuance Deed, as well as payment and reimbursement of disbursements, costs and expenses, of a real estate nature and predetermined, already incurred or to be incurred by Movida and/or its Subsidiaries, directly related to the acquisition and/or construction and/or expansion and/or development and/or renovation and/or improvements of business units.
- (iii) **Bank Credit Bills (CCBs)** - refer to bills acquired from financial institutions to fund working capital needs and finance the purchase of vehicles, machinery and equipment for operations. These agreements have varying maturities, either monthly, quarterly, semiannually or bullet, some CCBs have covenants including the maintenance of certain financial ratios.
- (iv) **Financier of Studies and Projects (FINEP)** - refer to financing agreements with the Financier of Studies and Projects - FINEP, with the purpose of investing in research and development projects for technological innovations. This transaction has no covenant clauses.
- (v) **Commercial notes** - refer to commercial notes issued for working capital purposes, in the ordinary course of its businesses.
- (vi) **Direct Consumer Credit (CDC)** - a form of working capital financing for purchase of products, vehicles, machinery and equipment in general, including services.
- (vii) **Export Credit Notes (NCE)** - refers to financing for support and complementation activities that are integral and fundamental to exports (supplier customer), intended for Input or service provided to the Exporter: rental of a fleet of vehicles that will be used in the production units of exporting customers.
- (viii) **IDB (Inter-American Development Bank)** - structured to subsidize economic and social development through loans to public and private entities, in US Dollars, maturing up to December 2031, with payments of USD 110,000 thousand in 2026, USD 20,000 thousand in 2028, and USD 30,000 thousand in 2031.
- (ix) **International Credit (4131)** - refers to borrowing transactions with foreign financial institutions, with semiannual payment of interest and annual amortization of principal. This transaction contains covenant clauses, including the maintenance of certain financial ratios. In the event of noncompliance, the amortization may be accelerated. This transaction is fully hedged through a swap contract (Note 6.3 (b)).
- (x) **Senior Notes "Bond"** - refer to debt bonds issued by Movida Europe in the international capital market raising USD 800,000 thousand, with maturity on February 8, 2031 and the semiannual payment of interest of 5.25% p.a. This operation is fully covered through swap agreement and has a sustainability commitment clause, whereby Movida must observe and promote actions in order to act in a sustainable manner, such as reducing greenhouse gas emissions and maintaining its certification as a "B Corporation." On April 11, 2024, new bonds were issued in the amount of USD 500,000 thousand, maturing on April 11, 2029 and paying semi-annual interest, the debt interest rate being 7.85%. This operation is 100% protected, through the contracting of swaps designated for hedge accounting.

During the year ended December 31, 2024, Movida carried out partial repurchases of bonds, and determined that there was no substantial change in the terms of the existing bonds, therefore, this transaction was accounted for as a modification of the financial liability. Movida earned a gain of R\$ 31,511, which was recognized in the finance result (Note 26 (iii)).

Notes to the parent company and consolidated financial statements at December 31, 2024

(In thousands of Brazilian Reals, unless otherwise stated)

- (xi) **CLN** – Movida Europe invested USD 425,000 thousand in Credit Linked Notes - CLN, as a guarantee for the international credit operation (item x) by the subsidiary Movida Locação de Veículos S.A. through the application of Law 4,131/62, also worth USD 425,000 thousand. The international credit operation and the CLN investment were carried out at the same financial institution abroad, are subject to contractual offsets and Movida intends to settle the assets and liabilities on a net basis. The debt is presented net of the investment. During 2023, USD 150,000 thousand relating to this operation was settled. At December 31, 2024, the gross value of the offset financial assets and liabilities totals USD 275,000 thousand, equivalent to R\$ 1,702,883 (USD 275,000 thousand, equivalent to R\$ 1,331,358 at December 31, 2023).

The following definitions refer to the paragraphs above:

Net Debt for covenant purposes: means the total balance of the Issuer's short and long-term loans and borrowings, including debentures and any other debt securities or marketable securities, positive and/or negative results of the hedge transactions, less: (a) cash and short-term investments; and (b) loans and borrowings arranged under the program for the financing of the inventories of new and pre-owned vehicles, locally made or imported, and automotive parts, using revolving credit facilities from financial institutions linked to the manufacturers (floor plan).

Certain agreements have covenants for the maintenance of debt and interest coverage ratios measured by EBITDA or Added EBITDA in relation to the balance of net debt and net finance expenses. The definitions of these ratios are presented below:

- a) **EBITDA for covenant purposes:** means earnings before interest, taxes, depreciation and amortization, impairment of assets and equity in results of subsidiaries for the last 12 months, including the EBITDA of the last 12 months of the companies merged and/or acquired by the Issuer.
- b) **Adjusted EBITDA for covenant purposes:** means earnings before interest, taxes, depreciation and amortization, impairment of assets and equity in results of subsidiaries, plus the cost of sale of damaged vehicles for the last 12 months, including the EBITDA of the last 12 months of the companies merged and/or acquired by the Issuer.
- c) **Net finance expenses for covenant purposes:** means borrowing costs plus indexation adjustments, less income from financial investments, related to items described in the definition of Net Debt above, calculated on an accrual basis over the last 12 months.

The Company was fully in compliance with financial ratios at December 31, 2024.

Notes to the parent company and consolidated financial statements (In thousands of Brazilian Reais, unless otherwise stated)

18 DEBENTURES

The characteristics of the debentures are as below:

	Consolidated															
	1 st series		2 nd series		3 rd series		Issue	Dates			Payment of interest	Type	Identificati on with CETIP	12/31/2024		
	Amount	Effective interest rate	Amount	Effective interest rate	Amount	Effective interest rate	Total	Issue	Funding	Maturity				Current	Non- current	Total
4 th issue - Parent Company	250,000	CDI+1.25%	166,000	CDI+1.60%	284,000	CDI+2.05%	700,000	06/27/2019	06/27/2019	07/27/2027	Half-early	Unsecured	MOVI 34	109,885	189,033	298,918
7 th issue - Parent Company	1,150,000	CDI + 2.70 %	250,000	CDI + 2.90 %	350,000	IPCA + 7.63 %	1,750,000	09/20/2021	09/20/2021	09/15/2031	Half-early	ICVM400	MOVI17/27/37	625,634	994,323	1,619,957
8 th issue - Parent Company	408,169	IPCA 8.0525	591,831	IPCA 8.3368	-	-	1,000,000	07/01/2022	07/01/2022	06/15/2029 09/15/2032	Half-early	ICVM476	MOVI18/28	(2,192)	1,072,281	1,070,089
9 th issue - Parent Company	1,000,000	CDI + 2.95	-	-	-	-	1,000,000	09/29/2022	09/29/2022	09/15/2027	Half-early	Unsecured	MOVI19	37,770	994,421	1,032,191
12 th issue - Parent Company	1,000,000	CDI + 2.10	-	-	-	-	1,000,000	11/13/2023	11/13/2023	10/15/2026	Half-early	Unsecured	MOVIA2	387,101	364,963	752,064
13 th issue - Parent Company	800,000	CDI + 2.50	-	-	-	-	800,000	03/15/2024	03/15/2024	03/05/2027	Half-early	Unsecured	MOVIA3	30,717	796,806	827,523
14 th issue - Parent Company	2,573,200	9.81% fixed rate, after 04/09/2025 8.20%	-	-	-	-	2,573,200	05/14/2024	05/14/2024	04/09/2029	Half-early	Unsecured	MOVIA4	-	-	-
15 th issue - Parent Company	340,000	CDI + 2.30	-	-	-	-	340,000	08/09/2024	08/09/2024	07/30/2028	Half-early	Unsecured	MOVIA5	16,487	338,099	354,586
16 th issue - Parent Company	500,000	CDI + 2.30	500,000	CDI + 2.70	-	-	1,000,000	12/23/2024	12/23/2024	11/27/2031	Half-early	Unsecured	MOVIA6/ MOVIB6	(1,490)	983,216	981,726
6 th issue - Movida Locação	400,000	IPCA + 7.1702 %	300,000	IPCA + 7.2413 %	-	-	700,000	04/16/2021	04/16/2021	12/15/2025	Half-early	Unsecured	MVLV 16/26	(1,162)	954,992	953,830
9 th issue - Movida Locação	1,000,000	100% of the DI rate + 2.95% p.a.	-	-	-	-	1,000,000	04/05/2022	04/05/2022	04/05/2027	Half-early	ICVM476	MVLV19	27,504	922,113	949,617
11 th issue - Movida Locação	600,000	100% of the DI rate + 2.90% p.a.	-	-	-	-	600,000	12/28/2022	12/28/2022	12/22/2027	Half-early	ICVM476	MVLVA1	178,174	353,506	531,680
12 th issue - Movida Locação	750,000	100% of the DI rate + 2.3000% p.a.	-	-	-	-	750,000	07/08/2024	07/08/2024	06/25/2028	Half-early	Unsecured	MVLVA2	(1,846)	742,572	740,726
13 th issue - Movida Locação	260,000	CDI+ 2.50%	1,140,000	CDI+ 2.50%	-	-	1,400,000	08/29/2024	08/29/2024	08/10/2028	Half-early	Unsecured	MVLVA3/ MVLVB3	55,914	1,384,085	1,439,999
Total Consolidated														1.462.496	10.090.410	11.552.900

(ii) The debentures of the 14th issue, corresponding to R\$ 3,153,048, refer to a foreign exchange debenture issued by Movida Participações, and the proceeds arising from this transaction are allocated to its subsidiary Movida Europe. This transaction has no effect in the Consolidated.

The accompanying notes are an integral part of these parent company and consolidated financial statements.

Notes to the parent company and consolidated financial statements at December 31, 2024

(In thousands of Brazilian Reais, unless otherwise stated)

Changes in the years ended December 31, 2024 and 2023 are as follows:

	Parent Company		Consolidated	
	12/31/2024	12/31/2023	12/31/2024	12/31/2023
Debentures at the beginning of the year	6,031,026	5,907,947	9,758,001	10,541,725
Corporate reorganization (Note 1.1.1)	4,723,360	-	-	-
Amortization	(771,750)	(926,448)	(1,916,566)	(1,886,448)
Funding	4,116,821	1,000,000	3,555,606	1,000,000
Charges to be recognized	(33,776)	(10,052)	(68,430)	(10,052)
Interest paid	(933,494)	(710,923)	(1,144,539)	(1,244,118)
Interest accrued	949,238	699,368	1,221,250	1,236,596
Funding expenses	25,861	5,933	35,529	17,669
Foreign exchange variations	598,668	65,201	112,055	102,629
Debentures at the end of the year	14,705,954	6,031,026	11,552,906	9,758,001
Current	1,520,153	439,794	1,462,496	642,130
Non-current	13,185,801	5,591,232	10,090,410	9,115,871
Total	14,705,954	6,031,026	11,552,906	9,758,001

All debentures have clauses requiring maintenance of financial ratios of debt and finance expenses to earnings before interest, taxes, depreciation and amortization, plus the cost of sale of assets used in rendering of services, calculated over the last 12 months (EBITDA) from Movida. In the event of noncompliance, the amortization may be accelerated. These debentures do not have any guarantees.

The Company was fully in compliance with financial ratios at December 31, 2024.

19 RIGHT-OF-USE LEASES

The Company leases its vehicles, which are classified as operating leases.

The Company subleases vehicles. In accordance with CPC 06(R2) / IFRS 16, the lease and sublease contracts were classified as operating leases. Movida assessed the classification of sublease contracts with reference to the right-of-use asset, and not the underlying asset, and concluded that they are operating leases in accordance with CPC 06(R2) / IFRS 16.

The Company has applied CPC 47 / IFRS 15 - Revenue from Contracts with Customers to allocate the consideration in the contract to each lease and non-lease component.

The Company determined its discount rates, based on the risk-free interest rates observed in the Brazilian market, for the terms of its contracts, adjusted to Company's circumstances (credit spread). The spreads were obtained through surveys with potential investors of the Company's debt securities. The table below shows the rates charged vis-à-vis the terms of the contracts, as required by CPC 12, §33. Movida updates the rates on a quarterly basis and the information for the year ended December 31, 2024 is presented below:

Contracts by term and discount rate	
Parent Company and Consolidated	
Contracted terms	Average rate - year ended December 31, 2024
1	19.20%
2	20.12%
3	19.94%
5	20.57%
10	19.49%
15	18.53%
20	19.16%

Notes to the parent company and consolidated financial statements at December 31, 2024

(In thousands of Brazilian Reais, unless otherwise stated)

Information on lease liabilities in which Movida is the lessee is presented below:

	Parent Company			Consolidated		
	Vehicles ⁽ⁱ⁾	Properties	Total	Vehicles	Properties	Total
At December 31, 2023	1,313,714	32,894	1,346,608	35,212	456,823	492,035
Addition due to corporate reorganization	-	500,923	500,923	-	-	-
Additions	2,331,943	24,377	2,356,320	54,326	264,776	319,102
Write-offs	(3,078,581)	-	(3,078,581)	(18,167)	(12,012)	(30,179)
Principal paid	(537,193)	(18,789)	(555,982)	(40,125)	(159,605)	(199,730)
Interest paid	(178,853)	(4,561)	(183,414)	(9,263)	(44,288)	(53,551)
Interest accrued	151,325	7,671	158,996	478	54,088	54,566
At December 31, 2024	2,355	542,515	544,870	22,461	559,782	582,243
Current	2,156	141,526	143,682	14,262	153,086	167,348
Non-current	199	400,989	401,188	8,199	406,696	414,895
Total	2,355	542,515	544,870	22,461	559,782	582,243
At December 31, 2022	220,224	34,030	254,254	9,710	463,844	473,554
Additions	1,645,905	2,296	1,648,201	44,575	162,296	206,871
Write-offs	(77,848)	-	(77,848)	(53)	(28,002)	(28,055)
Principal paid	(508,732)	(4,449)	(513,181)	(19,119)	(147,905)	(167,024)
Interest paid	(91,902)	(2,047)	(93,949)	(3,960)	(42,034)	(45,994)
Interest accrued	126,067	3,064	129,131	4,059	48,624	52,683
At December 31, 2023	1,313,714	32,894	1,346,608	35,212	456,823	492,035
Current	649,812	3,795	653,607	26,767	128,868	155,635
Non-current	663,902	29,099	693,001	8,445	327,955	336,400
Total	1,313,714	32,894	1,346,608	35,212	456,823	492,035

(i) Refers to changes in subleased vehicles, which are eliminated in the consolidated results.

Lease maturity schedule:

	Parent Company						Consolidated			
	Vehicles	Properties	12/31/2024	Vehicles	Properties	12/31/2023	Vehicles	Properties	12/31/2024	12/31/2023
Current liabilities	2,156	141,526	143,682	649,812	3,795	653,607	14,262	153,086	167,348	155,635
After 1 st year	199	106,909	107,108	450,475	6,655	457,130	8,201	109,214	117,415	42,185
After 2 nd year	-	86,587	86,587	167,184	4,050	171,234	-	88,361	88,361	89,580
After 3 rd year	-	59,013	59,013	43,817	4,050	47,867	-	60,323	60,323	62,419
After 4 th year	-	32,722	32,722	2,426	4,050	6,476	-	33,038	33,038	43,382
Over 5 years	-	115,758	115,758	-	10,294	10,294	-	115,758	-	98,834
Non-current liabilities	199	400,989	401,188	663,902	29,099	693,001	8,201	406,694	414,895	336,400
Total	2,355	542,515	544,870	1,313,714	32,894	1,346,608	22,463	559,780	582,243	492,035

The table below shows the PIS / COFINS potentially recoverable embedded in the lease consideration, over the payment terms. These are both undiscounted balances and balances discounted to present value.

Cash flows	Present value adjustment					
	Vehicles	Properties	Parent Company	Vehicles	Properties	Consolidated
Lease consideration	2,355	542,515	544,870	22,461	559,782	582,243
PIS / COFINS	218	50,183	50,400	2,078	51,780	53,857

For the year ended December 31, 2024, the Company recognized PIS/COFINS credits recoverable of R\$ 50,400 in the Parent Company and R\$ 53,857 in the Consolidated.

Pursuant to Circular Letter CVM/SNC/SEP/02/2019, the table below presents comparative balances of nominal right-of-use asset, right-of-use lease liability, depreciation and finance expenses. Movida estimates a projected annual inflation rate of 4.71%. The following effects are estimated for the year ended December 31, 2024:

Cash flows	Parent Company		Consolidated	
	Carrying amount	Projected inflation	Carrying amount	Projected inflation
Right-of-use asset, net	497,980	521,435	534,080	559,235
Lease liability	544,870	570,533	582,243	609,667
Depreciation expense	833,026	872,262	2,048,862	2,145,363
Finance expenses	1,715,032	1,795,810	2,688,896	2,815,543

Notes to the parent company and consolidated financial statements at December 31, 2024

(In thousands of Brazilian Reais, unless otherwise stated)

19.1 Variable and short-term lease payments

In the year ended December 31, 2024, Movida recognized R\$ 49,719 (R\$ 48,705 at December 31, 2023) related to expenses with variable and short-term lease payments.

19.2 As a lessor

When it is the lessor, the Group determines, at the date of lease inception, whether a lease is a finance lease or an operating lease.

To classify each lease, the Group made an overall assessment of whether the lease transferred substantially all the risks and rewards incidental to ownership of the underlying asset. This being the case, the lease is a finance lease; otherwise, it is an operating lease.

As part of this assessment, the Group considers certain indicators such as whether the lease covers the greater part of the economic life of the asset.

The following table presents a maturity analysis of lease payments, showing the undiscounted lease payments to be received after the reporting date.

	Up to 1 year	1 to 2 years	2 to 3 years	3 to 4 years	4 to 5 years	Over 5 years	Total
Leases receivable	1,438,274	893,976	433,546	102,935	4,684	29	2,873,444
Total	1,438,274	893,976	433,546	102,935	4,684	29	2,873,444

19.3 Analysis of leases payable to financial institutions

Lease agreements for the acquisition of vehicles and assets used in Movida's operating activity bearing annual fixed charges, are as follows:

	Leases payable Consolidated
At December 31, 2023	51,732
Additions	67,503
Principal paid	(62,888)
Foreign exchange variations	10,485
At December 31, 2024	66,832
Current	66,832
Total	66,832

	Vehicles	Properties
Annual average rate	6.11%	4.23%
Average rate structure p.a.	Euribor 12 months + 3.25%	Euribor 6 months + 1.65%
Maturity	Apr/35	Euribor 12 months + 1.65%

	Leases payable Consolidated
At December 31, 2022	19,636
Additions	43,136
Principal paid	(11,222)
Interest paid	(70)
Interest accrued	252
At December 31, 2023	51,732
Current	51,732
Non-current	-
Total	51,732

Notes to the parent company and consolidated financial statements at December 31, 2024
(In thousands of Brazilian Reais, unless otherwise stated)

20 PROVISION FOR JUDICIAL AND ADMINISTRATIVE LITIGATION AND JUDICIAL DEPOSITS

20.1 Judicial deposits and provision for judicial and administrative litigation

The table below shows judicial deposits and provisions at December 31, 2024 and 2023.

	Judicial deposits				Provisions			
	Parent Company		Consolidated		Parent Company		Consolidated	
	12/31/2024	12/31/2023	12/31/2024	12/31/2023	12/31/2024	12/31/2023	12/31/2024	12/31/2023
Civil	5,693	28	7,450	6,497	9,660	3,908	9,683	8,945
Tax	8,426	7,702	8,426	7,708	-	-	-	-
Labor	3,839	13	3,844	2,655	4,799	160	4,808	3,220
Total	17,958	7,743	19,720	16,860	14,459	4,068	14,491	12,165

Judicial deposits refer to: (i) judicial escrow accounts or court-mandated blocks of bank balances to guarantee executions by the courts; or (ii) deposits in a judicial account in lieu of tax payments or payables that are being discussed in court.

20.2 Changes in the provision for judicial and administrative litigation

Changes in the provision for judicial and administrative litigation for the years ended December 31, 2024 and 2023 are as follows:

	Parent Company			Consolidated		
	Civil	Labor	Total	Civil	Labor	Total
At December 31, 2023	3,908	160	4,068	8,945	3,220	12,165
Addition due to corporate reorganization (Note 1.1.1)	5,317	4,469	9,786	-	-	-
Complements	1,543	598	2,141	8,375	3,242	11,617
Reversals	(1,108)	(428)	(1,536)	(7,637)	(1,654)	(9,291)
At December 31, 2024	9,660	4,799	14,459	9,683	4,808	14,491
At December 31, 2022	3,866	160	4,026	6,942	2,585	9,527
Complements	244	-	244	7,106	2,610	9,716
Reversals	(202)	-	(202)	(5,103)	(1,975)	(7,078)
At December 31, 2023	3,908	160	4,068	8,945	3,220	12,165

Movida and its subsidiaries have no balances of judicial and administrative litigation involving tax matters for the years ended December 31, 2024 and 2023.

20.3 Possible risk of losses for which no provisions are recorded

Movida is a party to civil, labor and tax lawsuits at the judicial or administrative level, with risk of loss considered possible by Management under the advice of its legal counsel and for which no provision was recorded.

The estimated litigations amounts are as below:

	Parent Company		Consolidated	
	12/31/2024 ⁽ⁱ⁾	12/31/2023	12/31/2024	12/31/2023
Civil	70,451	1,939	75,979	48,943
Labor	11,784	-	11,827	7,975
Tax ⁽ⁱⁱ⁾	357,574	39,471	357,991	209,568
Total	439,810	41,410	445,797	266,486

(i) Considers the effect from the partial spin-off of Movida Locação S.A. (Note 1.1.1).

(ii) The State of Santa Catarina tax auditors issued Movida a tax assessment notice in the consolidated amount of R\$ 240,656 for ICMS on the sale of vehicles decommissioned for renewal of the Company's fleet. Given that the transaction is not of a commercial nature, but rather the sale of property and equipment items, in which such tax is not levied (pursuant to Supplementary Federal Law 87/96, article 3, Law 6,374/89, article 4, as amended by Law 10, 619/00, art 1, III; Agreements ICM-12/75, ICMS -37/90, ICMS 124/93, first clause, V, 1 and ICMS -113/96, first clause, sole paragraph), with the sole purpose of renewing the Company's operating fleet, the Company, together with its legal counsel, filed a defense suit challenging these charges.

Notes to the parent company and consolidated financial statements at December 31, 2024

(In thousands of Brazilian Reais, unless otherwise stated)

Possible civil case risk of losses refer to claims filed by customers for alleged failure to provide services or of an indemnity nature for loss of profits and material and moral damages for traffic accidents involving fleet vehicles, not involving individually material amounts.

Management believes that there are no common labor claims filed against Movida; and the labor claims filed do not involve individual material amounts and are mainly related to overtime and commissions, hazardous duty premium, health hazard premium and lawsuits filed by employees of third parties due secondary obligor liability.

Tax claims refer to tax assessment notices that are being challenged in respect of alleged improper collection of ICMS and ISS and to tax execution/motion to stay execution arising from the collection of IPVA and PIS/COFINS, advertising fees and other charges.

21 LABOR AND SOCIAL LIABILITIES

	Parent Company		Consolidated	
	12/31/2024 ⁽ⁱ⁾	12/31/2023	12/31/2024	12/31/2023
Provision for vacation, 13 th month salaries and bonuses	58,178	17,931	63,966	97,407
Salaries	15,234	1,050	16,416	13,874
Social security (INSS)	12,449	2,869	13,550	41,712
Severance pay fund (FGTS)	1,917	147	2,211	1,955
Other	930	29	1,810	707
Total	88,708	22,026	97,953	155,655

(i) Considers the effect from the partial spin-off of Movida Locação S.A. (Note 1.1.1).

22 INCOME TAX AND SOCIAL CONTRIBUTION

22.1 Deferred income tax and social contribution

Deferred income tax and social contribution assets and liabilities were calculated for tax loss carryforwards and temporary differences deductible or taxable in the future. The underlying tax differences are comprised as follows:

	Parent Company		Consolidated	
	12/31/2024	12/31/2023	12/31/2024	12/31/2023
Deferred tax assets:				
Income tax and social contribution tax losses	814,776	425,088	857,411	1,028,111
Provision for judicial and administrative litigation	28,953	512	31,343	19,915
Allowance for expected losses from trade receivables	80,375	19,705	85,320	95,276
Impairment of assets	117,439	4,196	135,076	138,344
Hedge derivatives (swap) and foreign exchange variations on a cash basis	368,038	3,954	368,038	48,075
Adjustment of effects from adoption of amendments to CPC 06 (R2)/IFRS 16	(4,443)	(18,457)	(4,157)	(7,180)
Adjustment to present value of debentures convertible into shares	6,918	-	-	-
Intercompany transactions	34,471	67,699	34,471	67,699
Other	44,418	12,173	47,130	85,616
Total deferred tax assets	1,490,945	514,870	1,554,632	1,475,856
Deferred tax liabilities:				
Accounting vs. tax depreciation	(1,239,889)	(4,331)	(1,544,244)	(1,681,651)
Property and equipment - finance leases	2,208	1,812	(37,542)	(37,542)
Recognized in profit or loss – swap agreement	(190,320)	-	(190,320)	(3,153)
Deferred income from public bodies	-	-	(18,798)	(11,639)
Other	-	(1)	(19,658)	(8,146)
Total deferred tax liabilities	(1,428,001)	(2,520)	(1,810,562)	(1,742,131)
Total, net	62,944	512,350	(255,930)	(266,275)
Classified as:				
Deferred income tax and social contribution assets - non-current	62,944	512,350	63,188	513,945
Deferred income tax and social contribution liabilities - non-current	-	-	(319,118)	(780,220)
Total, net	62,944	512,350	(255,930)	(266,275)

Notes to the parent company and consolidated financial statements at December 31, 2024

(In thousands of Brazilian Reais, unless otherwise stated)

CHANGES IN BALANCES	Parent Company	Consolidated
Net balance of deferred income tax and social contribution at December 31, 2023	512,350	(266,275)
Income tax and social contribution from the acquisition of Marbor	1,594	-
Income tax and social contribution from the merger of CS Participações	(6,459)	-
Income tax and social contribution from the merger of Green	(475)	-
Income tax and social contribution from the spin-off of Movida Locação S.A.	(697,435)	-
Deferred income tax and social contribution recognized in profit or loss	207,408	(78,030)
Deferred income tax and social contribution on other comprehensive income	45,961	105,782
Reclassification of tax between deferred and current	-	(17,407)
Net balance of deferred income tax and social contribution at December 31, 2024	62,944	(255,930)

CHANGES IN BALANCES	Parent Company	Consolidated
Net balance of deferred income tax and social contribution at December 31, 2022	307,690	(300,366)
Deferred income tax and social contribution recognized in profit or loss	74,202	202,893
Deferred income tax and social contribution on intercompany transactions	141,241	-
Deferred income tax and social contribution on other comprehensive income	(10,783)	(168,802)
Net balance of deferred income tax and social contribution at December 31, 2023	512,350	(266,275)

22.2 Reconciliation of income tax and social contribution (expense) benefit

Current IRPJ and CSLL expenses are calculated based on the rates currently in force on pretax accounting profit plus or minus additions, exclusions and offsets permitted and required by current legislation.

	Parent Company		Consolidated	
	12/31/2024	12/31/2023	12/31/2024	12/31/2023
Profit before income tax and contribution	24,085	(725,053)	309,523	(836,809)
Statutory rates	34%	34%	34%	34%
IRPJ and CSLL at the nominal rates	(8,189)	246,518	(105,238)	284,515
Permanent differences				
Equity in results of subsidiaries	239,705	(8,020)	-	-
Foreign subsidiary	(20,131)	(159,033)	-	(13,678)
Deferred credits recognized on temporary differences and tax losses from prior years	-	16,731	-	16,731
Effect of exchange differences on conversion of taxable income of companies abroad	-	-	20,763	3,451
Losses from companies abroad for which no deferred income tax assets was recorded	-	-	(8,449)	(36,771)
Interest on capital - TJLP	(4,602)	(5,890)	9,613	-
Nondeductible expenses	(1,209)	(16,104)	(2,157)	(17,459)
10% surcharge	-	-	-	72
Other	1,834	-	7,438	(50,903)
IRPJ and CSLL calculated	207,408	74,202	(78,030)	185,958
Income tax and social contribution				
Current	-	-	-	(16,935)
Deferred	207,408	74,202	(78,030)	202,893
IRPJ and CSLL calculated	207,408	74,202	(78,030)	185,958
Effective rate	-861.15%	10.23%	25.21%	22.22%

Movida's income tax returns are open to review by tax authorities for five years from the date of filing of the return. Additional taxes and penalties may arise, which might incur interest. However, Management believes that all taxes have either been properly paid or accrued for.

Notes to the parent company and consolidated financial statements at December 31, 2024
(In thousands of Brazilian Reais, unless otherwise stated)

22.3 Income tax and social contribution prepaid and payable

	Parent Company			Consolidated		
	Income tax and social contribution prepaid	Income tax and social contribution payable	Total, net	Income tax and social contribution prepaid	Income tax and social contribution payable	Total, net
IRPJ and CSLL balance at December 31, 2023	66,571	-	66,571	233,477	(489)	232,988
Addition due to corporate reorganization	57,116	-	57,116	-	-	-
Reversal/ Provision for income tax and social contribution	-	-	-	(4)	(908)	(912)
Income tax and social contribution prepaid	70,210	-	70,210	151,454	193	151,647
Offset against other federal and social security taxes	(41,149)	-	(41,149)	(141,684)	-	(141,684)
IRPJ and CSLL balance at December 31, 2024	152,748	-	152,748	243,243	(1,204)	242,039
Current	152,748	-	152,748	243,243	(1,204)	242,039
Total	152,748	-	152,748	243,243	(1,204)	242,039
IRPJ and CSLL balance at December 31, 2022	56,596	-	56,596	157,954	(1,600)	156,354
Reversal/ Provision for income tax and social contribution	-	-	-	(4,114)	621	(3,493)
Income tax and social contribution paid	-	-	-	-	6	6
Income tax and social contribution prepaid	19,354	-	19,354	112,921	484	113,405
Offset against other federal and social security taxes	(9,379)	-	(9,379)	(33,284)	-	(33,284)
IRPJ and CSLL balance at December 31, 2023	66,571	-	66,571	233,477	(489)	232,988
Current	66,571	-	66,571	228,626	(489)	228,137
Non-current	-	-	-	4,851	-	4,851
Total	66,571	-	66,571	233,477	(489)	232,988

22.4 Estimated realization schedule

Deferred tax assets arising from temporary differences will be used to offset payables as the respective differences are settled or realized.

Tax losses can be carried forward indefinitely. At December 31, 2024, deferred income tax and social contribution are recorded for all carryforward tax losses.

In estimating the realization of deferred tax assets, Management takes into account its budget and the strategic plan based on the estimated realization schedule of assets and liabilities, and earnings projections.

The following table reflects the estimated timing of realization of deferred income tax and social contribution credits on tax loss carryforwards:

Year	Parent Company	Consolidated
2025 ⁽ⁱ⁾	(174,149)	19,810
2026	149,672	126,769
2027	251,638	213,133
2028	87,004	73,692
2029	150,521	127,488
2030 to 2032	350,090	296,519
Total	814,776	857,411

(i) In 2025, an addition to the tax loss and negative social contribution base is recognized in the parent company, according to the recoverability study carried out in the year ended 2024. In subsequent years, these balances are recovered in full.

22.5 Application of OECD Pillar Two fiscal rules

The Company is within the scope of the OECD Pillar Two model rules where its activities have consolidated revenues exceeding EUR 750 million.

In Brazil, through Law 15,079, of December 27, 2024, an additional Social Contribution on Net Income (CSLL) was instituted for multinational companies as of January 1, 2025, as part of the adaptation of Brazilian legislation to the Global Rules Against Base Erosion (GloBE Rules), with the aim of ensuring that there is a minimum effective taxation of 15% on the profits generated by these companies, in line

Notes to the parent company and consolidated financial statements at December 31, 2024

(In thousands of Brazilian Reais, unless otherwise stated)

with the rules of the OECD Pillar Two model and ensuring that taxes are collected in the jurisdiction where the profits were generated.

Under the aforementioned Pillar Two legislation, the Company will be responsible for paying a supplementary tax for the difference between the effective GloBE (Global Anti-Base Erosion Proposal) tax rate per jurisdiction and the minimum rate of 15%. We understand that we have no impact, since the profits of our subsidiaries abroad are taxed in Brazil (TBU – Taxation on Universal Bases), therefore the Company understands that it does not have any current tax exposure related to it and we understand that there will be no increase in its tax burden in Brazil, as a result of the adoption of the aforementioned MP as of 2025.

The Pillar Two legislation in the jurisdiction was enacted and will come into effect as of January 1, 2026. Therefore, as of December 31, 2024, the Company understands that it has no current tax exposure related to it.

23 EQUITY

23.1 Share capital

The Company's share capital, fully subscribed and paid-in, at December 31, 2024 is R\$ 2,590,776 (R\$ 2,590,776 at December 31, 2023), divided into 362,302,086 common shares, with no par value (362,302,086 at December 31, 2023).

The composition of the share capital at December 31, 2024 is as follows:

	12/31/2024	
	Common shares	(%)
Simpar S.A.	206,654,817	57.04%
Treasury shares	5,189,833	1.43%
Other	150,457,436	41.53%
Total	362,302,086	100%

23.2 Treasury shares

At December 31, 2024, the Company repurchased own shares for R\$ 136 (R\$ 36,248 at December 31, 2023). The balance of treasury shares at December 31, 2024 is R\$ 50,803 (R\$ 50,667 at December 31, 2023). The shares were acquired to be held in treasury to cover any exercise of options within the scope of the share-based compensation plan.

23.3 Restricted stock plan and matching - Movida

At the Extraordinary General Meeting held on January 13, 2017, approval was given for the restricted stock program for Movida's officers, employees and service providers. The restricted stock plan consists of the Movida restricted shares awarded to its employees as part of the payment of variable compensation of the beneficiaries as bonds, in four-year annual installments. In addition, employees may, at their sole discretion, opt to receive an additional portion of the variable compensation amount as a bonus paid in the form of Movida's shares. In the case the employee opts to receive shares, Movida will provide the employee with one matching share for each share received by the employee, within the limits established in the program. The granting of the right to receive restricted shares and matching shares is made through the conclusion of a Grant Agreement between Movida and the employee. Thus, the plan seeks to: (a) stimulate the expansion, success and achievement of Movida and its subsidiaries' social objectives; (b) align the interests of Movida and its subsidiaries' shareholders with those of its employees; and (c) enable Movida and its subsidiaries to attract and retain the beneficiaries.

In order to calculate the number of restricted shares to be delivered to the employee, the net value earned by the employee will be divided by the average quotation of Movida shares on B3 S.A. - Brasil, Bolsa, Balcão, weighted by the trading volume in the last 30 pre-dates prior to each date of acquisition of the rights related to the restricted shares.

FINANCIAL STATEMENTS 2024

MOVIDA PARTICIPAÇÕES S.A AND ITS SUBSIDIARIES



Notes to the parent company and consolidated financial statements at December 31, 2024

(In thousands of Brazilian Reais, unless otherwise stated)

Restricted and matching shares granted will be redeemed only after the minimum terms stipulated by the plan and according to the characteristics indicated in the following tables:

Plan	Year of grant	Number of shares	Tranche	Exercise price	Fair value of the option on the grant date	Volatility	Risk-free interest rate	Expected dividends	Restricted stock plan life	Acquisition period	Transfer date
01/18	2018	47,565	1	6.99	7.900	33.92%	6.38%	2.22%	5 years	04/23/2018 to 04/24/2019	04/24/2019
01/18	2018	47,565	2	6.99	7.760	33.92%	7.25%	2.22%	5 years	04/23/2018 to 04/24/2020	04/24/2020
01/18	2018	47,565	3	6.99	7.620	33.92%	8.19%	2.22%	5 years	04/23/2018 to 04/24/2021	04/24/2021
01/18	2018	47,630	4	6.99	7.480	33.92%	8.89%	2.22%	5 years	04/23/2018 to 04/24/2022	04/24/2022
01/19	2019	213,081	1	7.87	7.425	41.74%	6.42%	2.22%	5 years	05/02/2019 to 05/01/2020	05/02/2020
01/19	2019	213,081	2	7.87	7.425	41.74%	6.42%	2.22%	5 years	05/02/2019 to 05/01/2021	05/02/2021
01/19	2019	213,081	3	7.87	7.425	41.74%	6.42%	2.22%	5 years	05/02/2019 to 05/01/2022	05/02/2022
01/19	2019	213,267	4	7.87	7.425	41.74%	6.42%	2.22%	5 years	05/02/2019 to 05/01/2023	05/02/2023
FOLLOW ON	2019	83,900	1	14.66	13.831	41.74%	6.42%	2.22%	3 years	10/03/2019 to 01/30/2022	01/31/2022
ROUTE	2019	23,354	1	7.87	7.425	41.74%	6.42%	2.22%	3 years	05/02/2019 to 05/01/2020	04/29/2020
ROUTE	2019	23,354	2	7.87	7.425	41.74%	6.42%	2.22%	3 years	05/02/2019 to 05/01/2021	04/29/2021
ROUTE	2019	23,354	3	7.87	7.425	41.74%	6.42%	2.22%	3 years	05/02/2019 to 05/01/2022	04/29/2022
01/20	2020	42,046	1	17.4	16.698	40.44%	2.15%	2.82%	5 years	05/04/2020 to 05/03/2021	05/04/2021
01/20	2020	42,046	2	17.4	16.698	40.44%	2.15%	2.82%	5 years	05/04/2020 to 05/03/2022	05/04/2022
01/20	2020	42,046	3	17.4	16.698	40.44%	2.15%	2.82%	5 years	05/04/2020 to 05/03/2023	05/04/2023
01/20	2020	42,004	4	17.4	16.698	40.44%	2.15%	2.82%	5 years	05/04/2020 to 05/03/2024	05/04/2024
ROUTE	2020	16,047	1	17.4	16.698	40.44%	2.15%	2.82%	3 years	04/28/2020 to 04/27/2021	04/28/2021
ROUTE	2020	16,047	2	17.4	16.698	40.44%	2.15%	2.82%	3 years	04/28/2020 to 04/27/2022	04/28/2022
ROUTE	2020	16,064	3	17.4	16.698	40.44%	2.15%	2.82%	3 years	04/28/2020 to 04/27/2023	04/28/2023
01/21	2021	29,105	1	20.03	19.038	53.24%	6.15%	2.31%	5 years	05/04/2021 to 05/03/2022	04/30/2022
01/21	2021	29,105	2	20.03	19.038	53.24%	6.15%	2.31%	5 years	05/04/2021 to 05/03/2023	04/30/2023
01/21	2021	29,105	3	20.03	19.038	53.24%	6.15%	2.31%	5 years	05/04/2021 to 05/03/2024	04/30/2024
01/21	2021	29,106	4	20.03	19.038	53.24%	6.15%	2.31%	5 years	05/04/2021 to 05/03/2025	04/30/2025
ROUTE	2021	2,776	1	20.03	19.038	53.24%	6.15%	2.31%	3 years	04/28/2021 to 04/27/2022	04/30/2022
ROUTE	2021	2,776	2	20.03	19.038	53.24%	6.15%	2.31%	3 years	04/28/2021 to 04/27/2023	04/30/2023
ROUTE	2021	2,776	3	20.03	19.038	53.24%	6.15%	2.31%	3 years	04/28/2021 to 04/27/2024	04/30/2024

The accompanying notes are an integral part of these parent company and consolidated financial statements.

Notes to the parent company and consolidated financial statements at December 31, 2024

(In thousands of Brazilian Reais, unless otherwise stated)

Number of restricted shares:

	Number of restricted shares (Parent Company)			
	Granted	Canceled	Transfer	Outstanding restricted shares
Position at December 31, 2023	2,405,957	(267,070)	(2,012,487)	126,400
Granted in 2024	-	-	(94,483)	(94,483)
Position at December 31, 2024	2,405,957	(267,070)	(2,106,970)	31,917
Position at December 31, 2022	2,405,957	(241,356)	(1,783,144)	381,457
Granted in 2023	-	(25,714)	(229,343)	(255,057)
Position at December 31, 2023	2,405,957	(267,070)	(2,012,487)	126,400

23.4 Capital reserve

The capital reserves reflect the gain on the sale of shares at market prices upon granting awards to the executives of Movida.

The amount accumulated in the capital reserve account related to these plans in equity is R\$ 61,633 at December 31, 2024 (R\$ 61,633 at December 31, 2023).

23.5 Revenue reserves

Revenue reserves are recognized by appropriation of Movida's earnings, as provided for in paragraph 4 of art. 182 of Law 6,404/76. According to paragraph 6 of art. 202 of this Law, added by Law 10,303/01, if there are any unappropriated profits, after allocation to mandatory dividends and other capital reserves.

These comprise: (i) legal reserve of R\$ 114,096 at December 31, 2024 and R\$ 102,521 at December 31, 2023; and (ii) investment reserves of R\$ 404,051 at December 31, 2024 and R\$ 239,133 at December 31, 2023. Additionally, the earnings reserves are comprised of statutory reserves; contingency reserves; unrealized earnings reserve; earnings reserve for expansion; tax incentive reserve and special reserve for mandatory dividends not distributed; for which Movida has no balance recorded in years ended December 31, 2024 and 2023.

The retained earnings reserve is supported by the capital budget, established under the terms of article 196 of the Brazilian Corporation Law, and approved at the Annual Shareholders' General Meeting held on April 26, 2019. At a meeting of the Board of Directors, the shareholders approved the inclusion in Management's proposal to be analyzed at the Extraordinary General Meeting (EGM), held on April 30, 2020, the reclassification of these retained earnings to the Investment Reserve.

23.6 Investment reserve

Movida maintains an "Investment Reserve," to fund the expansion of the activities of Movida and/or its subsidiaries and associates, including through the subscription of capital increases or creation of new ventures, which will be formed with up to all remaining profit after the legal and statutory deductions. The balances cannot exceed 80% of Movida's subscribed capital, and the balance of this reserve plus other profit reserves, except for the unrealized profit reserve and the contingency reserve, cannot exceed Movida's total subscribed capital.

Notes to the parent company and consolidated financial statements at December 31, 2024

(In thousands of Brazilian Reais, unless otherwise stated)

23.7 Dividends and interest on capital payable

Pursuant to Movida's Bylaws, shareholders are entitled to an annual mandatory dividend not lower than 25% of Movida annual net profit, adjusted by the following:

- 5% appropriation to the legal reserve;
- any appropriations to an equity contingency reserve less reversal. A portion of the profit may also be retained for the "investment reserve".

Distributions must be approved at the Annual General Meeting (AGM) that also approves financial statements for the prior year, based on a proposal submitted by the Executive Board and approved by the Board of Directors. Dividends are distributed in accordance with the resolution of this AGM, to be held within the first four months of each year end.

Movida's Bylaws permit the distribution of interim dividends, as an advance towards the minimum mandatory dividends.

On December 31, 2024 and 2023, there was no amount payable relating to dividends and interest on capital accrued from prior periods.

	Parent Company		
	Interest on capital ⁽ⁱ⁾	Dividends payable	Total
At December 31, 2022	102,793	34,627	137,420
Interest on capital and dividends paid	(102,793)	(34,627)	(137,420)
At December 31, 2023	-	-	-
Interest on capital and dividends distributed	46,750	8,300	55,050
At December 31, 2024	46,750	8,300	55,050

	Consolidated		
	Interest on capital ⁽ⁱ⁾	Dividends payable	Total
At December 31, 2022	102,615	35,585	138,200
Interest on capital paid	(102,615)	(34,805)	(137,420)
Profit distribution	-	(780)	(780)
At December 31, 2023	-	-	-
Interest on capital and dividends distributed	46,750	8,300	55,050
At December 31, 2024	46,750	8,300	55,050

(i) At a meeting held on December 20, 2024, the members of the Board of Directors approved the payment of interest on capital to shareholders in the amount of R\$ 55,000 (R\$ 46,751, net of taxes).

Notes to the parent company and consolidated financial statements at December 31, 2024
(In thousands of Brazilian Reais, unless otherwise stated)

24 NET REVENUE FROM LEASES, RENDERING OF SERVICES AND SALE OF ASSETS USED IN RENDERING OF SERVICES

	Rent a Car		GTF		Consolidated	
	12/31/2024	12/31/2023	12/31/2024	12/31/2023	12/31/2024	12/31/2023
Net revenue						
Revenue from vehicle rental	3,269,865	2,797,966	-	-	3,269,865	2,797,966
Revenue from fleet management and outsourcing	-	-	3,369,175	2,313,110	3,369,175	2,313,110
Revenue from sales of assets	4,098,836	3,308,367	2,743,394	1,922,572	6,842,230	5,230,939
Total net revenue	7,368,701	6,106,333	6,112,569	4,235,682	13,481,270	10,342,015
Products transferred at a point in time	4,098,836	3,308,367	2,743,394	1,922,572	6,842,230	5,230,939
Services transferred over time	3,269,865	2,797,966	3,369,175	2,313,110	6,639,040	5,111,076
Total net revenue	7,368,701	6,106,333	6,112,569	4,235,682	13,481,270	10,342,015

24.1 Analysis of revenue from contracts with customers

The following table presents revenue from contracts with customers of the main business lines and an analytical composition of revenue by reportable segments.

	Parent Company		Consolidated	
	12/31/2024	12/31/2023	12/31/2024	12/31/2023
Revenue from rental ⁽ⁱ⁾	1,934,030	-	3,617,191	3,116,641
Revenue from fleet management and outsourcing ⁽ⁱ⁾	-	1,151,652	3,787,464	2,636,628
Revenue from sales of assets ⁽ⁱⁱ⁾	1,512,938	844,928	6,982,856	5,298,309
Gross revenue	3,446,968	1,996,580	14,387,511	11,051,578
(-) Revenue deductions				
Taxes on sales ⁽ⁱⁱⁱ⁾	(177,332)	(105,927)	(719,040)	(602,197)
Returns and rebates	(6,586)	(1,870)	(55,057)	(43,169)
Discounts granted	(22,524)	(7,586)	(132,144)	(64,197)
	(206,442)	(115,383)	(906,241)	(709,563)
Total net revenue	3,240,526	1,881,197	13,481,270	10,342,015
Timing of revenue recognition				
Products transferred at a point in time	1,512,938	844,928	6,842,230	5,230,939
Services transferred over time	1,727,588	1,036,269	6,639,040	5,111,076
Total net revenue	3,240,526	1,881,197	13,481,270	10,342,015

(i) Revenue recognition in accordance with CPC 06 (R2) / IFRS 16 - Leases.

(ii) Revenue recognition in accordance with CPC 47 (R2) / IFRS 15 - Revenue from Contracts with Customers.

(iii) Taxes levied on sales refer mainly to municipal taxes on services (rates of 2% to 5%) and contributions related to PIS (rate of 1.65%) and COFINS (rate of 7.6%).

Notes to the parent company and consolidated financial statements at December 31, 2024

(In thousands of Brazilian Reais, unless otherwise stated)

25 EXPENSES BY NATURE

Movida's statement of income is presented by function. The same expenses by nature are as follows:

	Parent Company		Consolidated	
	12/31/2024	12/31/2023	12/31/2024	12/31/2023
Cost of sale of assets used in leases	(1,474,907)	(891,118)	(6,435,475)	(4,643,840)
Personnel expenses	(134,880)	(49,382)	(650,602)	(587,998)
Depreciation, amortization and impairment of assets ⁽ⁱ⁾	(838,013)	(593,084)	(2,080,489)	(2,237,679)
Expected losses from trade receivables	(19,181)	(32,186)	(72,219)	(88,325)
Communication and publicity	(25,008)	(1,246)	(134,013)	(130,158)
Building maintenance, water, electricity and communications	(7,467)	(279)	(72,717)	(59,395)
Vehicle expenses and maintenance	(43,997)	(342,686)	(1,330,732)	(1,117,917)
PIS/COFINS credits on inputs ⁽ⁱⁱ⁾	107,916	83,915	710,421	557,903
Cost of damaged vehicles sold ⁽ⁱⁱⁱ⁾	(48,573)	(33,274)	(217,774)	(210,341)
Contracted services	(57,715)	(19,264)	(424,126)	(383,672)
Property rentals	(9,985)	(3,514)	(49,719)	(48,705)
Other income (expenses)	(8,260)	414	(103,753)	(130,321)
Total	(2,560,070)	(1,881,704)	(10,861,198)	(9,080,448)
Cost of leases, rendering of services and sale of assets used in leases	(2,305,747)	(1,697,748)	(9,465,403)	(7,573,494)
Selling expenses	(79,768)	(12,562)	(619,817)	(555,464)
Administrative expenses	(117,300)	(107,644)	(550,740)	(657,835)
Allowance for expected losses from trade receivables	(19,181)	(32,186)	(72,219)	(88,325)
Other operating expenses (income), net	(38,074)	(31,564)	(153,019)	(205,330)
Total	(2,560,070)	(1,881,704)	(10,861,198)	(9,080,448)

(i) In addition to depreciation and amortization of R\$ 833,026 in the parent company and R\$ 2,048,862 in the consolidated, this includes impairment of vehicles, stores and furniture affected by the floods in the State of Rio Grande do Sul in the amount of R\$ 4,987 in the parent company and R\$ 31,627 in the consolidated (R\$ 31,627 in the third quarter and R\$ 26,963 in the second quarter of 2024).

(ii) Contains reversal of the allowance for expected losses on the realization of tax assets in the amount of R\$ 20,313.

(iii) Refers to the net result of damaged and damaged vehicles written off in the negative amount of R\$ 217,774 (R\$ 210,341 at December 31, 2023), of which negative R\$ 144,284 refers to damaged vehicles (negative R\$ 137,964 at December 31, 2023) and negative R\$ 73,490 refers to stolen vehicles and damaged vehicles written off (negative R\$ 72,377 at December 31, 2023) in the consolidated.

Movida incurred the following losses from damaged and stolen vehicles in the past twelve months:

Period	Damaged vehicles			Vehicles (stolen) / recovered	Total damaged / stolen
	Revenue	Cost	Total		
From January 1, 2024 to March 31, 2024	44,540	(76,690)	(32,150)	(17,608)	(49,758)
From April 1, 2024 to June 30, 2024	58,102	(98,140)	(40,038)	(18,987)	(59,025)
From July 1, 2024 to September 30, 2024	58,325	(98,982)	(40,657)	(17,295)	(57,952)
From October 1, 2024 to December 31, 2024	42,880	(74,319)	(31,439)	(19,600)	(51,039)
Total	203,847	(348,131)	(144,284)	(73,490)	(217,774)

Notes to the parent company and consolidated financial statements at December 31, 2024
(In thousands of Brazilian Reais, unless otherwise stated)

26 FINANCE RESULT

	Parent Company		Consolidated	
	12/31/2024	12/31/2023	12/31/2024	12/31/2023
Finance income				
Financial investments ⁽ⁱ⁾	229,135	98,704	311,595	235,400
Interest received	4,619	2,307	17,384	11,836
Positive monetary variations	11,478	3,754	24,077	8,010
Other finance income	4,150	1,738	25,291	17,828
Total finance income	249,382	106,503	378,347	273,074
Total interest and charges on debts				
Interest and expenses with debentures issuance ⁽ⁱⁱ⁾	(1,573,767)	(770,502)	(1,368,834)	(1,356,894)
Interest and expenses with loans and borrowings obtained ⁽ⁱⁱⁱ⁾	(221,214)	(114,377)	(636,516)	71,460
Foreign exchange variations on loans and borrowings	(67,980)	(6,020)	(1,082,071)	186,947
Gains (losses) on derivative transactions ^(iv)	498,318	(7,362)	834,455	(923,191)
Interest and charges on leases	(158,996)	(129,131)	(54,566)	(52,935)
Interest on supplier financing – confirming	-	-	(3,047)	(226)
Total interest and charges on debts	(1,523,639)	(1,027,392)	(2,310,579)	(2,074,839)
Financial taxes and charges expenses	(50,361)	(9,764)	(100,166)	(60,051)
Interest on other payables	(243)	(225)	(9,081)	(8,115)
Other finance expenses	(140,789)	(82,238)	(269,070)	(228,672)
Total other finance expenses	(191,393)	(92,227)	(378,317)	(296,611)
Total finance expenses	(1,715,032)	(1,119,619)	(2,688,896)	(2,371,450)
Finance result, net	(1,465,650)	(1,013,116)	(2,310,549)	(2,098,376)

- (i) Considers the negative effect of R\$ 2,073 from the sale of sovereign bonds below the bond repurchase value in the second quarter of 2024, R\$ 2,168 in the first quarter of 2024, totaling R\$ 4,241 at December 31, 2024 (R\$ 87,871 at December 31, 2023);
- (ii) Considers the negative effect from the payment of debenture premium and fee in the amount of R\$ 4,044 in the fourth quarter of 2024 and R\$ 11,500 in the third quarter of 2024, amounting to R\$ 15,544 at December 31, 2024.
- (iii) Considers the positive effect of R\$ 11,601 from the repurchase of bonds, which was settled at amounts below the issue value in the fourth quarter of 2024, R\$ 8,020 in the third quarter of 2024, R\$ 9,945 in the second quarter of 2024 and R\$ 1,945 in the first quarter of 2024, totaling R\$ 31,511 at December 31, 2024 (R\$ 511,484 at December 31, 2024);
- (iv) Considers the negative effect of R\$ 20,476 in the fourth quarter of 2024 from the end of swap agreements, related to: a) bond operations abroad, which are being recognized monthly in profit or loss until the end of the bond contract. The cash effect of this operation occurred in 2023 and the recognition of this amount in the Statement of Income, under "other comprehensive income" in equity; and b) debentures repurchased in the period that had swap agreements. In the third, second and first quarter, the Company recognized finance expenses in the amount of R\$ 19,500, totaling R\$ 79,246 at December 31, 2024 (R\$ 311,821 at December 31, 2023).

27 RELATED PARTY TRANSACTIONS

Management has identified as related parties its shareholders, other companies related to these shareholders, its managers and other key management personnel and their families, as defined in Pronouncement CPC 5 (R1) / IAS 24.

Movida has a commercial agreement to sell to the Simpar Group vehicles used in its operation, limited to 10% of the sales made by Movida in the last 12 months. However, in accordance with the guidelines approved by the Board of Directors, the minimum sale price by Movida must correspond to the average price of pre-owned vehicles sold for larger groups (according to the make, model and mileage of each vehicle) by Movida in the 60 days prior to the receipt of the intention to sell.

Notes to the parent company and consolidated financial statements at December 31, 2024

(In thousands of Brazilian Reais, unless otherwise stated)

27.1 Assets and liabilities with related parties

The balances with related parties are as below:

	Parent Company					
	Trade receivables		Dividends receivable		Other credits	
	12/31/2024	12/31/2023	12/31/2024	12/31/2023	12/31/2024	12/31/2023
Assets						
Transactions with the Parent Company						
Simpar S.A.	171	5	-	-	7	5
Subtotal	171	5	-	-	7	5
Transactions with subsidiaries						
Movida Locação de Veículos S.A.	-	940	-	-	208,225	1,464
Movida Europe	15,503	9,473	-	-	-	-
Movida Finance	-	-	-	-	404	404
CS Brasil Frotas Ltda.	12,738	1,889	-	-	2,986	22,581
CS Brasil Participações S.A.	-	-	-	77,437	-	-
Green Yalla	-	-	-	-	-	4,780
Sat Rastreamento	5	-	-	-	1,863	-
Subtotal	28,246	12,302	-	77,437	213,478	29,229
Transactions with related parties						
Avante Veículos Ltda.	-	87	-	-	-	-
American Star Veic. S.A.	2,376	76	-	-	-	-
Autostar comercial S.A.	331	265	-	-	1	-
Autostar Germany C I S.A.	-	76	-	-	-	-
Auto Green Veículos Ltda.	7,444	555	-	-	-	-
AUTOMOB S.A.	26	-	-	-	13	-
ATU12 Arrend port SPE S.A.	40	-	-	-	-	-
Alta Com de Veículos LTDA	8	-	-	-	-	-
BBC Leasing Arrendamento Mercantil S.A.	2,522	-	-	-	4	-
BMB Mode Center S.A.	31	-	-	-	-	-
Ciclus Ambient Brasil S.A.	60	7	-	-	-	-
Ciclus Amazonia S.A.	295	-	-	-	-	-
CS Brasil Transportes de Passageiros e Serviços Ambientais Ltda.	5,182	68	-	-	211	-
CS MOBI CUIABA SPE S.A.	13	-	-	-	-	-
CS BRASIL HOLD E LOC S.A.	-	-	-	-	3,560	-
CS Infra S.A.	-	-	-	-	2	-
Cvk Auto Comercio LTDA	15	-	-	-	-	-
DHL Distribuidora de Peças e Serviços LTDA	-	-	-	-	8	-
Euro Import Comercio LTDA.	44	-	-	-	-	-
Fadel Transporte Ltda.	109	104	-	-	-	-
Fazenda S J Logist. LTDA	7	-	-	-	-	-
Grãos do Piauí Rod SPE SA	109	-	-	-	3	32
Green Ville Comercio LTDA	8,733	-	-	-	-	-
HM Com Man Empilhadeiras	11	-	-	-	-	-
H Point Comercial LTDA	7	-	-	-	-	-
IC Transportes LTDA	12	-	-	-	-	-
JSL S.A.	1,184	50	-	-	204	-
Madre Corretora e Administradora de Seguros Ltda.	42	-	-	-	3	-
Mobi Transporte Urbano Ltda.	-	-	-	-	1	-
Original Veículos Ltda.	32,590	916	-	-	12	-
Original Tokyo C. V. LTDA	88	-	-	-	-	-
Original Locad Veic	6,435	-	-	-	66	-
Original N Veic semi LTDA	23,714	2,162	-	-	5	-
Original Grand Tour SA.	27,169	-	-	-	5	-
Original Indiana S.A	151	-	-	-	-	-
Original New Xangai S.A.	13	-	-	-	3	-
Original New Provence SA	259	-	-	-	2	-
Original Turim S.A.	89	-	-	-	393	-
Original Xangai S.A.	20	-	-	-	1	-
ORIGINAL NICE S.A.	7	-	-	-	1	-
Ponto Veículos Ltda.	27,968	545	-	-	6	-
Pronto Express Logística	283	154	-	-	-	-
Quick Logística Ltda.	3	-	-	-	1	-
R Point Comercial LTDA	9	-	-	-	-	-
Saga Indiana	-	1,689	-	-	190	-
Sul Import Veiculos LTDA	12	-	-	-	-	-
Sonnervig Auto LTDA	1	-	-	-	-	-
Sinal Serv de Integ Indus	-	-	-	-	6	-
Sbr C S Blindagens S.A	-	-	-	-	2	-
Transrio Caminhões, Ônibus, Máquinas e Motores Ltda.	111	78	-	-	14	-
Truckvan Industria LTDA	6	-	-	-	-	-
Truckpad Tec e Log S.A.	1	-	-	-	1	-
United Auto Nagoya LTDA	18,062	1,251	-	-	-	-

Notes to the parent company and consolidated financial statements at December 31, 2024

(In thousands of Brazilian Reais, unless otherwise stated)

Unit Auto Aricanduva LTDA	-	1,665	-	-	-	-
Vamos Locação de Caminhões, Máquinas e Equipamentos S.A.	727	664	-	-	44	-
Vamos Maquinas e equipamentos S.A	58	-	-	-	3	-
Vamos Com Maq LA LTDA	20	-	-	-	2	-
Vamos Com Maq Agric LTDA	60	-	-	-	4	-
Vamos Seminovos	10	-	-	-	-	-
Yolanda Logística, Armazem, Transportes e Servicos Gerais LTDA	3	-	-	-	-	-
Subtotal	166,470	10,412	-	-	4,771	32
Total	194,887	22,719	-	77,437	218,256	29,266

	Parent Company					
	Suppliers		Dividends and interest on capital payable		Other payables	
	12/31/2024	12/31/2023	12/31/2024	12/31/2023	12/31/2024	12/31/2023
Liabilities						
Transactions with the Parent Company						
Simpar S.A. (Note 26.2.3)	-	31	27,000	-	577	8
Subtotal	-	31	27,000	-	577	8
Transactions with subsidiaries						
Marbor Locadora	-	24,277	-	-	-	-
Movida Locação de Veículos S.A.	-	4,214,883	-	-	-	51
CS Brasil Frotas Ltda.	28,582	-	-	-	14,880	-
Green Yalla	-	5,557	-	-	-	-
Sat Rastreamento	-	-	-	-	1,000	1,000
Subtotal	28,582	4,244,717	-	-	15,880	1,051
Transactions with related parties						
Avante Veículos Ltda.	-	10	-	-	-	-
American Star Veic. S.A.	80	-	-	-	-	-
Autostar comercial S.A.	50	28	-	-	-	-
Autostar Germany C I S.A.	-	9	-	-	-	-
Auto Green	78	65	-	-	-	-
Autostar Sweden C I S.A.	105	6	-	-	-	-
AUTOMOB S.A.	135	-	-	-	282	-
BBC Leasing Arrendamento Mercantil S.A.	38	-	-	-	-	-
BBC Pagamentos LTDA.	218	-	-	-	4	-
CS Brasil Transportes de Passageiros e Serviços Ambientais Ltda.	5	-	-	-	11,133	2
Ciclus Ambient Brasil S.A.	200	-	-	-	-	-
Green Ville Comercio LTDA	152	7	-	-	-	-
JSL S.A.	692	56	-	-	308	22
Madre Corretora e Administradora de Seguros Ltda.	-	-	-	-	6	-
Original Veículos Ltda.	230	8	-	-	122	-
Original Tokyo C. V. LTDA	3	14	-	-	-	-
Original Locad Veic	15,523	-	-	-	-	-
Original Provence C V LTD	4	2	-	-	-	-
Original Seminovos S/A	2	-	-	-	-	-
Original New Xangai S.A.	2	-	-	-	-	-
Original New Provence SA	1	-	-	-	-	-
Original Xangai S.A.	12	-	-	-	-	-
Original N Veic semi LTDA	-	-	-	-	91	-
Ponto Veículos Ltda.	18	1	-	-	29	-
Quick Logística Ltda.	37	-	-	-	253	-
Unit Auto Aricanduva	-	6	-	-	-	-
SIMPAR Empreend Imob.	1,230	-	-	-	-	-
Sbr C S Blindagens S.A	-	-	-	-	134	-
Transrio Caminhões, Ônibus, Máquinas e Motores Ltda.	38	-	-	-	-	-
Vamos Locação de Caminhões, Máquinas e Equipamentos S.A.	2	5	-	-	42	5
Vamos Seminovos Ltda.	20	-	-	-	-	-
Subtotal	18,875	217	-	-	12,404	29
Total	47,457	4,244,965	27,000	-	28,861	1,088

- (ii) Movida Locação de Veículos S.A., through a commercial agreement, carried out sublease and sale of vehicles for Movida Participações S.A. In December 2023, subsidiary Movida Locação de Veículos S.A. sold part of its fleet to the parent company Movida Participações S.A. for maintenance of its fleet management operation. The sale amount was R\$ 3,130,293 and this transaction was eliminated in the consolidated results. In April 2024, the parent company and its subsidiary agreed to cancel part of the negotiated fleet due to operational difficulties in completing the transaction. The canceled amount was R\$ 1,644,020 and this cancellation transaction was also eliminated in the consolidated results. This operation did not have any effect on the equity balances and consolidated results.

Notes to the parent company and consolidated financial statements at December 31, 2024
(In thousands of Brazilian Reais, unless otherwise stated)

Notes to the parent company and consolidated financial statements at December 31, 2024

(In thousands of Brazilian Reais, unless otherwise stated)

	Trade receivables		Consolidated	
			Other credits	
	12/31/2024	12/31/2023	12/31/2024	12/31/2023
Assets				
Transactions with the Parent Company				
Simpar S.A.	171	139	7	9
Subtotal	171	139	7	9
Transactions with subsidiaries				
DRIVE ON HOLIDAYS C. A. V	-	-	-	110,025
Green Yalla	-	-	-	4,780
Sat Rastreamento	-	-	-	10
Subtotal	-	-	-	114,815
Transactions with related parties				
Avante Veículos Ltda.	-	186	-	-
ATU12	50	182	6	2
Autostar comercial S.A.	331	712	1	-
Autostar Germany C I S.A.	-	884	-	-
Autostar Sweden C I S.A.	-	503	-	-
Auto Green	7,444	5,867	-	-
American Star	2,376	1,650	-	-
AUTOMOB S.A.	26	-	13	-
Alta Com de Veículos LTDA	8	-	-	-
BBC Leasing Arrendamento Mercantil S.A.	2,611	814	10,177	2
BBC Pagamentos LTDA.	-	2	-	-
Borgato Serviços Agrícolas S.A.	-	92	-	-
BMB MODE CENTER S.A.	31	-	-	-
Bikestar C Motocicl. S.A.	-	1	-	-
Ciclus Ambient Brasil S.A.	60	58	-	-
Ciclus Amazonia S.A.	295	-	-	-
CS Brasil Transportes de Passageiros e Serviços Ambientais Ltda.	28,168	21,156	246	290
CS Infra S.A.	-	1	3	-
CS Holding	-	3,560	3,560	-
Cvk Auto Comercio	15	2	-	-
CS MOBI CUIABA SPE S.A.	13	13	1	-
DHL Distribuidora de Peças e Serviços LTDA	-	-	8	-
Euro Import Comercio LTDA.	44	2	-	-
Fadel Transporte Ltda.	109	132	-	-
Fazenda S J Logist. LTDA	7	-	-	-
Green Ville Comercio LTDA	8,733	156	-	-
Grãos do Piauí Conc Rod	109	265	3	32
HM COM MAN EMPILHADEIRAS	11	6	-	-
H Point Comercial LTDA	7	-	-	-
IC Transportes LTDA	28	31	-	-
JSL S.A.	1,690	1,741	205	534
Madre Corretora e Administradora de Seguros Ltda.	42	-	3	-
Marbor Frotas Corporativa	-	1	-	-
Mogi Mob Trans Pass LTDA	-	-	1	-
Original Veículos Ltda.	32,943	13,072	12	1
Original Locad Veic	6,435	-	66	595
Original Tokyo C. V. LTDA	88	-	-	-
Original N Veic semi LTDA	23,714	22,532	5	-
ORIGINAL NICE S.A.	7	-	1	-
Original Xangai S.A.	20	-	-	-
Original Seminovos S/A	1	-	-	-
Original New Xangai S.A.	13	-	3	-
Original New Provence SA	-	-	2	-
Quick Logística Ltda.	3	-	1	-
R Point Comercial LTDA	8	-	-	-
Ponto Veículos Ltda.	28,210	6,387	6	-
PRONTO EXPRESS LOGISTICA S.A.	283	241	-	-
Saga Indiana	175	7,321	322	-
Saga Provence C V P LTDA	260	195	-	-
Saga Grand Tour CVP LTDA	27,169	-	5	-
Saga Turim	89	178	395	-
Sul Import Veículos	12	2	-	-
Sinal Serv de Integ Indus	-	-	6	-
Sonnervig Auto LTDA	1	-	-	-
Sbr C S Blindagens S.A	-	-	2	-
Uab Motors LTDA	-	7	-	-
United Auto Nagoya	18,062	9,276	-	-
Unit Auto Aricanduva	-	22,054	-	-
Transrio Caminhões, Ônibus, Máquinas e Motores Ltda.	111	79	14	-
Transport Rodomeu Ltda.	-	1	-	-
Truckvan Industria LTDA	6	10	-	-
Truckpad Tec e Log S.A.	3	-	1	-

Notes to the parent company and consolidated financial statements at December 31, 2024

(In thousands of Brazilian Reais, unless otherwise stated)

Vamos Maquinas Equipamentos S.A.	58	-	3	-
Vamos Locação de Caminhões, Máquinas e Equipamentos S.A.	1,435	3,602	52	9
Vamos Com Cam Máq LA Ltda.	20	2	2	-
Vamos Com Maq Agric LTDA	60	29	4	1
Vamos Seminovos Ltda.	10	17	-	-
Yolanda Logística, Armazem, Transportes e Servicos Gerais LTDA	3	-	1	-
Subtotal	191,407	123,022	15,130	1,466
Total	191,578	123,161	15,137	116,290

	Consolidated					
	Suppliers		Dividends and interest on capital payable		Other payables	
	12/31/2024	12/31/2023	12/31/2024	12/31/2023	12/31/2024	12/31/2023
Liabilities						
Transactions with the Parent Company						
Simpar S.A.	-	3,232	27,000	-	593	444
Subtotal	-	3,232	27,000	-	593	444
Transactions with subsidiaries						
Sat Rastreamento	-	-	-	-	-	1,018
Subtotal	-	-	-	-	-	1,018
Transactions with related parties						
Avante Veículos Ltda.	-	26	-	-	-	-
Auto Green	78	82	-	-	-	-
American Star Veic. S.A.	80	-	-	-	-	-
Autostar comercial S.A.	50	367	-	-	-	-
Autostar Sweden C I S.A.	105	30	-	-	-	-
Autostar Germany C I S.A.	-	9	-	-	-	-
AUTOMOB S.A.	135	-	-	-	282	-
BBC Leasing Arrendamento Mercantil S.A.	40	103	-	-	6,699	4
BBC Pagamentos LTDA.	229	151	-	-	-	-
CS Brasil Transportes de Passageiros e Serviços Ambientais Ltda.	1,843	975	-	-	11,495	11,469
CS Holding	-	-	-	-	-	(56)
Ciclus Ambient Brasil S.A.	200	-	-	-	-	-
Euro Import Comercio LTDA.	-	14	-	-	-	-
Fundo Inv Dir Cred Simpar	-	44,467	-	-	-	-
Green Ville Comercio LTDA	152	25	-	-	-	-
JSL S.A.	787	1,747	-	-	836	228
Madre Corretora e Administradora de Seguros Ltda.	-	-	-	-	6	-
Mogi Mob Trans Pass LTDA	1	19	-	-	-	-
Original Veículos Ltda.	236	119	-	-	292	179
Original Tokyo C. V. LTDA	3	122	-	-	-	-
Original New Berlim S.A.	-	12	-	-	-	-
Original New Suecia S.A.	-	3	-	-	-	-
Original Locad Veic	15,523	45,286	-	-	-	-
Original Seminovos S/A	2	-	-	-	-	-
Original N Veic semi LTDA	-	-	-	-	91	-
Original Xangai S.A.	12	3	-	-	-	-
Original Provence C V LTD	4	2	-	-	-	-
Original New Provence SA	1	-	-	-	-	-
Ponto Veículos Ltda.	18	130	-	-	40	29
Quick Logística Ltda.	92	83	-	-	536	-
Saga Indiana	-	11	-	-	-	-
Saga Xangai C V P S LTDA	1	7	-	-	-	-
Saga Provence C V P LTDA	-	2	-	-	-	-
Saga Turim	-	16	-	-	-	-
SIMPAR Empreend Imob.	1,245	-	-	-	-	65
Sbr C S Blindagens S.A.	-	-	-	-	134	-
Transrio Caminhões, Ônibus, Máquinas e Motores Ltda.	38	38	-	-	33	29
Transmoreno Transp Logist LTDA	-	763	-	-	-	84
United Auto Nagoya	-	799	-	-	-	-
Unit Auto Aricanduva	-	20	-	-	-	-
Vamos Locação de Caminhões, Máquinas e Equipamentos S.A.	2	19	-	-	94	12
Vamos Seminovos Ltda.	20	19	-	-	-	-
Subtotal	20,897	95,469	-	-	20,538	12,043
Total	20,897	98,701	27,000	-	21,131	13,505

Notes to the parent company and consolidated financial statements at December 31, 2024 (In thousands of Brazilian Reais, unless otherwise stated)

27.2. Transactions with the Parent Company

27.2.1 Assets

Assets	Transactions	Specification
Simpar S.A.	Trade receivables	Refers to car rental under market conditions
	Other credits	Refers to the reimbursement of expenses and Administrative Service Center ("CSA" – Note 26.5)

27.2.2 Liabilities

Assets	Transactions	Specification
Simpar S.A.	Other payables	Refers to the reimbursement of expenses and Administrative Service Center ("CSA" – Note 26.5)

27.3 Other related-party transactions

27.3.1 Assets

Assets	Relationship	Specification
Alta Com de Veículos LTDA	Same shareholder (SIMPAR S.A.)	Rent a car and reimbursement of expenses
ATU12 Arrend port SPE S.A.	Same shareholder (SIMPAR S.A.)	Rent a car and reimbursement of expenses
American Star Veic. S.A.	Same shareholder (SIMPAR S.A.)	Rent a car and reimbursement of expenses
Autostar comercial S.A.	Same shareholder (SIMPAR S.A.)	Rent a car and reimbursement of expenses
Autostar Germany C I S.A.	Same shareholder (SIMPAR S.A.)	Rent a car and reimbursement of expenses
Autostar Sweden C I S.A.	Same shareholder (SIMPAR S.A.)	Rent a car and reimbursement of expenses
Auto Green Veículos Ltda.	Same shareholder (SIMPAR S.A.)	Rent a car and reimbursement of expenses
AUTOMOB S.A.	Same shareholder (SIMPAR S.A.)	Rent a car and reimbursement of expenses
Avante Veículos Ltda.	Same shareholder (SIMPAR S.A.)	Rent a car and reimbursement of expenses
BBC Leasing Arrendamento Mercantil S.A.	Same shareholder (SIMPAR S.A.)	Rent a car and reimbursement of expenses
BBC Pagamentos	Same shareholder (SIMPAR S.A.)	Rent a car and reimbursement of expenses
Bikestar C Motocicl. S.A.	Same shareholder (SIMPAR S.A.)	Rent a car and reimbursement of expenses
BMB MODE CENTER S.A.	Same shareholder (SIMPAR S.A.)	Rent a car and reimbursement of expenses
Borgato Serviços Agrícolas S.A.	Same shareholder (SIMPAR S.A.)	Rent a car and reimbursement of expenses
CS Brasil Transportes de Passageiros e Serviços Ambientais Ltda.	Same shareholder (SIMPAR S.A.)	Rent a car and reimbursement of expenses
CS Brasil Participações S.A.	Same shareholder (SIMPAR S.A.)	Rent a car and reimbursement of expenses
CS Brasil Frotas Ltda.	Same shareholder (SIMPAR S.A.)	Rent a car and reimbursement of expenses
CS Infra S.A.	Same shareholder (SIMPAR S.A.)	Rent a car and reimbursement of expenses
CS Holding	Same shareholder (SIMPAR S.A.)	Rent a car and reimbursement of expenses
CS BRASIL HOLD E LOC S.A.	Same shareholder (SIMPAR S.A.)	Rent a car and reimbursement of expenses
Ciclus Ambient Brasil S.A.	Same shareholder (SIMPAR S.A.)	Rent a car and reimbursement of expenses
Ciclus Amazonia S.A.	Same shareholder (SIMPAR S.A.)	Rent a car and reimbursement of expenses
Cvk Auto Comercio LTDA	Same shareholder (SIMPAR S.A.)	Rent a car and reimbursement of expenses
DHL Distribuidora de Peças e Serviços LTDA	Same shareholder (SIMPAR S.A.)	Rent a car and reimbursement of expenses
CS MOBI CUIABA SPE S.A.	Same shareholder (SIMPAR S.A.)	Rent a car and reimbursement of expenses
DRIVE ON HOLIDAYS C. A. V	Same shareholder (SIMPAR S.A.)	Rent a car and reimbursement of expenses
Euro Import Comercio LTDA.	Same shareholder (SIMPAR S.A.)	Rent a car and reimbursement of expenses
Fadel Transporte LTDA	Same shareholder (SIMPAR S.A.)	Rent a car and reimbursement of expenses
Fazenda S J Logist. LTDA	Same shareholder (SIMPAR S.A.)	Rent a car and reimbursement of expenses
Grãos do Piauí Conc Rod	Same shareholder (SIMPAR S.A.)	Rent a car and reimbursement of expenses
Green Ville Comercio LTDA	Same shareholder (SIMPAR S.A.)	Rent a car and reimbursement of expenses
IC Transportes LTDA	Same shareholder (SIMPAR S.A.)	Rent a car and reimbursement of expenses
JSL S.A.	Same shareholder (SIMPAR S.A.)	Rent a car and reimbursement of expenses
Marbor Frotas Corporativa	Same shareholder (SIMPAR S.A.)	Rent a car and reimbursement of expenses
Madre Corretora e Administradora de Seguros Ltda.	Same shareholder (SIMPAR S.A.)	Reimbursement of expenses
Mogi Mobi Transporte Urbano Ltda.	Same shareholder (SIMPAR S.A.)	Rent a car and reimbursement of expenses
Mobi Transporte Urbano Ltda.	Same shareholder (SIMPAR S.A.)	Reimbursement of expenses
Original Veículos Ltda.	Same shareholder (SIMPAR S.A.)	Sale of assets under market conditions and reimbursement of expenses
Original Tokyo C. V. LTDA	Same shareholder (SIMPAR S.A.)	Sale of assets under market conditions and reimbursement of expenses
Original Locad Veic	Same shareholder (SIMPAR S.A.)	Sale of assets under market conditions and reimbursement of expenses
Original N Veic semi LTDA	Same shareholder (SIMPAR S.A.)	Sale of assets under market conditions and reimbursement of expenses
Original Grand Tour SA.	Same shareholder (SIMPAR S.A.)	Sale of assets under market conditions and reimbursement of expenses
Original Indiana S.A	Same shareholder (SIMPAR S.A.)	Sale of assets under market conditions and reimbursement of expenses
Original New Xangai S.A.	Same shareholder (SIMPAR S.A.)	Sale of assets under market conditions and reimbursement of expenses
Original New Provence SA	Same shareholder (SIMPAR S.A.)	Sale of assets under market conditions and reimbursement of expenses
Original Turim S.A.	Same shareholder (SIMPAR S.A.)	Sale of assets under market conditions and reimbursement of expenses
Original Xangai S.A.	Same shareholder (SIMPAR S.A.)	Sale of assets under market conditions and reimbursement of expenses
ORIGINAL NICE S.A.	Same shareholder (SIMPAR S.A.)	Sale of assets under market conditions and reimbursement of expenses
Original Seminovos S/A	Same shareholder (SIMPAR S.A.)	Sale of assets under market conditions and reimbursement of expenses
Ponto Veículos Ltda.	Same shareholder (SIMPAR S.A.)	Rent a car and reimbursement of expenses
PRONTO EXPRESS LOGISTICA S.A.	Same shareholder (SIMPAR S.A.)	Rent a car and reimbursement of expenses
Quick Logística Ltda.	Same shareholder (SIMPAR S.A.)	Rent a car and reimbursement of expenses
R Point Comercial LTDA	Same shareholder (SIMPAR S.A.)	Rent a car and reimbursement of expenses
Transrio Caminhões, Ônibus, Máquinas e Motores Ltda.	Same shareholder (SIMPAR S.A.)	Rent a car and reimbursement of expenses
Truckpad Tec e Log S.A.	Same shareholder (SIMPAR S.A.)	Rent a car and reimbursement of expenses
Transport Rodomeu LTDA.	Same shareholder (SIMPAR S.A.)	Rent a car and reimbursement of expenses
Truckvan Industria LTDA	Same shareholder (SIMPAR S.A.)	Rent a car and reimbursement of expenses
Uab Motors LTDA	Same shareholder (SIMPAR S.A.)	Sale of assets under market conditions and reimbursement of expenses

Notes to the parent company and consolidated financial statements at December 31, 2024

(In thousands of Brazilian Reals, unless otherwise stated)

Unit Auto Aricanduva LTDA	Same shareholder (SIMPAP S.A.)	Sale of assets under market conditions and reimbursement of expenses
United Auto Nagoya	Same shareholder (SIMPAP S.A.)	Sale of assets under market conditions and reimbursement of expenses
Vamos Com Cam Agric LTDA	Same shareholder (SIMPAP S.A.)	Sale of assets under market conditions and reimbursement of expenses
Vamos Locação de Caminhões, Máq. e Equipamentos S.A.	Same shareholder (SIMPAP S.A.)	Sale of assets under market conditions and reimbursement of expenses
Vamos Máquinas Equip S.A.	Same shareholder (SIMPAP S.A.)	Sale of assets under market conditions and reimbursement of expenses
Vamos Com Maq LA LTDA	Same shareholder (SIMPAP S.A.)	Sale of assets under market conditions and reimbursement of expenses
Vamos Com Maq Agric LTDA	Same shareholder (SIMPAP S.A.)	Sale of assets under market conditions and reimbursement of expenses
Vamos Seminovos	Same shareholder (SIMPAP S.A.)	Rent a car and reimbursement of expenses
Green Yalla	Same shareholder (SIMPAP S.A.)	Rent a car and reimbursement of expenses
HM COM MAN EMPILHADEIRAS	Same shareholder (SIMPAP S.A.)	Rent a car and reimbursement of expenses
H Point Comercial LTDA	Same shareholder (SIMPAP S.A.)	Rent a car and reimbursement of expenses
Saga Indiana	Same shareholder (SIMPAP S.A.)	Sale of assets under market conditions and reimbursement of expenses
Saga Provence C V P LTDA	Same shareholder (SIMPAP S.A.)	Sale of assets under market conditions and reimbursement of expenses
Saga Turim	Same shareholder (SIMPAP S.A.)	Sale of assets under market conditions and reimbursement of expenses
Saga Grand Tour CVP LTDA	Same shareholder (SIMPAP S.A.)	Sale of assets under market conditions and reimbursement of expenses
Sat Rastreamento	Same shareholder (SIMPAP S.A.)	Rent a car and reimbursement of expenses
Sbr C S Blindagens S.A	Same shareholder (SIMPAP S.A.)	Rent a car and reimbursement of expenses
Sinal Serv de Integ Indus	Same shareholder (SIMPAP S.A.)	Sale of assets under market conditions and reimbursement of expenses
Sonnervig Auto LTDA	Same shareholder (SIMPAP S.A.)	Rent a car and reimbursement of expenses
Sul Import Veiculos LTDA	Same shareholder (SIMPAP S.A.)	Sale of assets under market conditions and reimbursement of expenses
Yolanda Logística, Armazem, Transportes e Serviços Gerais LTDA	Same shareholder (SIMPAP S.A.)	Rent a car and reimbursement of expenses

27.3.2 Liabilities

Liabilities	Relationship	Specification
American Star Veic. S.A.	Same shareholder (SIMPAP S.A.)	Purchase of parts and accessories under market conditions
Autostar comercial S.A.	Same shareholder (SIMPAP S.A.)	Purchase of parts and accessories under market conditions
Autostar Sweden C I S.A.	Same shareholder (SIMPAP S.A.)	Purchase of parts and accessories under market conditions
Autostar Germany C I S.A.	Same shareholder (SIMPAP S.A.)	Purchase of parts and accessories under market conditions
Avante Veículos Ltda	Same shareholder (SIMPAP S.A.)	Purchase of parts and accessories under market conditions
Auto Green	Same shareholder (SIMPAP S.A.)	Purchase of parts and accessories under market conditions
AUTOMOB S.A.	Same shareholder (SIMPAP S.A.)	Purchase of parts and accessories under market conditions
BBC Leasing Arrendamento Mercantil S.A.	Same shareholder (SIMPAP S.A.)	Reimbursement of expenses
BBC Pagamentos LTDA.	Same shareholder (SIMPAP S.A.)	Reimbursement of expenses
CS Brasil Transportes de Passageiros e Serviços Ambientais Ltda.	Same shareholder (SIMPAP S.A.)	Reimbursement of expenses
CS Brasil Frotas Ltda.	Same shareholder (SIMPAP S.A.)	Reimbursement of expenses
CS Holding	Same shareholder (SIMPAP S.A.)	Reimbursement of expenses
Ciclus Ambient Brasil S.A.	Same shareholder (SIMPAP S.A.)	Reimbursement of expenses
Euro Import Comercio LTDA.	Same shareholder (SIMPAP S.A.)	Purchase of parts and accessories under market conditions
Fundo Inv Dir Cred Simpar	Same shareholder (SIMPAP S.A.)	Reimbursement of expenses
Green Ville Comercio LTDA	Same shareholder (SIMPAP S.A.)	Purchase of parts and accessories under market conditions
Green Yalla	Same shareholder (SIMPAP S.A.)	Reimbursement of expenses
JSL S.A.	Same shareholder (SIMPAP S.A.)	Reimbursement of expenses
Marbor Locadora LTDA	Same shareholder (SIMPAP S.A.)	Reimbursement of expenses
Madre Corretora e Administradora de Seguros Ltda.	Same shareholder (SIMPAP S.A.)	Reimbursement of expenses
Original Tokyo C. V. LTDA	Same shareholder (SIMPAP S.A.)	Purchase of parts and accessories under market conditions
Original Locad Veic	Same shareholder (SIMPAP S.A.)	Purchase of parts and accessories under market conditions
Original Provence C V LTD	Same shareholder (SIMPAP S.A.)	Purchase of parts and accessories under market conditions
Original Seminovos S/A	Same shareholder (SIMPAP S.A.)	Purchase of parts and accessories under market conditions
Original New Xangai S.A.	Same shareholder (SIMPAP S.A.)	Purchase of parts and accessories under market conditions
Original New Provence SA	Same shareholder (SIMPAP S.A.)	Purchase of parts and accessories under market conditions
Original Xangai S.A.	Same shareholder (SIMPAP S.A.)	Purchase of parts and accessories under market conditions
Original N Veic semi LTDA	Same shareholder (SIMPAP S.A.)	Purchase of parts and accessories under market conditions
Original New Berlim S.A.	Same shareholder (SIMPAP S.A.)	Purchase of parts and accessories under market conditions
Original New Suecia AS	Same shareholder (SIMPAP S.A.)	Purchase of parts and accessories under market conditions
Mogi Mobi Transporte Urbano Ltda.	Same shareholder (SIMPAP S.A.)	Reimbursement of expenses
Original Veiculos Ltda.	Same shareholder (SIMPAP S.A.)	Purchase of parts and accessories under market conditions
Ponto Veiculos Ltda.	Same shareholder (SIMPAP S.A.)	Purchase of parts and accessories under market conditions
Quick Logística Ltda.	Same shareholder (SIMPAP S.A.)	Reimbursement of expenses
Transrio Caminhões, Ônibus, Máquinas e Motores Ltda.	Same shareholder (SIMPAP S.A.)	Reimbursement of expenses
Transmoreno Transp Logist LTDA	Same shareholder (SIMPAP S.A.)	Reimbursement of expenses
Unit Auto Aricanduva	Same shareholder (SIMPAP S.A.)	Purchase of parts and accessories under market conditions
United Auto Nagoya	Same shareholder (SIMPAP S.A.)	Purchase of parts and accessories under market conditions
Vamos Locação de Caminhões, Máq. e Equipamentos S.A.	Same shareholder (SIMPAP S.A.)	Reimbursement of expenses
Vamos Locação de Caminhões, Máq. e Equipamentos S.A.	Same shareholder (SIMPAP S.A.)	Reimbursement of expenses
Vamos Seminovos Ltda.	Same shareholder (SIMPAP S.A.)	Purchase of parts and accessories under market conditions
Saga Indiana	Same shareholder (SIMPAP S.A.)	Purchase of parts and accessories under market conditions
Saga Provence C V P LTDA	Same shareholder (SIMPAP S.A.)	Purchase of parts and accessories under market conditions
Saga Turim	Same shareholder (SIMPAP S.A.)	Purchase of parts and accessories under market conditions
Saga Xangai C V P S LTDA	Same shareholder (SIMPAP S.A.)	Purchase of parts and accessories under market conditions
Sat Rastreamento	Same shareholder (SIMPAP S.A.)	Reimbursement of expenses

Notes to the parent company and consolidated financial statements at December 31, 2024
(In thousands of Brazilian Reais, unless otherwise stated)

Sbr C S Blindagens S.A	Same shareholder (SIMPAR S.A.)	Reimbursement of expenses
SIMPAR Empreend Imob.	Same shareholder (SIMPAR S.A.)	Reimbursement of expenses

Notes to the parent company and consolidated financial statements at December 31, 2024

(In thousands of Brazilian Reals, unless otherwise stated)

27.4 Related-party transactions with effects in the statement of income

Results	Parent Company											
	Revenue from services rendered		Cost of services rendered		Fleet renewal revenue		Fleet renewal costs		Administrative income		Administrative expenses	
	12/31/2024	12/31/2023	12/31/2024	12/31/2023	12/31/2024	12/31/2023	12/31/2024	12/31/2023	12/31/2024	12/31/2023	12/31/2024	12/31/2023
Transactions with the Parent Company												
Simpar S.A.	46	6	(251)	(104)	-	-	-	-	31	-	(483)	(408)
Subtotal	46	6	(251)	(104)	-	-	-	-	31	-	(483)	(408)
Transactions with subsidiaries												
CS Brasil Frotas Ltda.	19,008	8,091	(167)	(669)	9,907	696	(9,904)	(696)	3	-	-	-
CS Brasil Participações S.A.	-	-	-	-	-	-	-	-	-	-	-	-
Marbor Locadora	-	-	-	(15,318)	-	-	-	-	-	-	-	-
Movida Locação de Veículos S.A.	55,714	-	(588,467)	(735,427)	-	-	-	-	7	-	(438)	(514)
GREN YALLA MOBILITY LTDA	-	-	-	(4,790)	-	-	-	-	-	-	-	-
Movida Finance	-	-	-	-	-	-	-	-	-	-	-	404
Sat Rastreamento	-	-	-	-	-	-	-	-	27	-	-	-
Subtotal	74,722	8,091	(588,634)	(756,204)	9,907	696	(9,904)	(696)	37	-	(438)	(514)
Transactions with related parties												
Auto Green Veículos Ltda.	2	-	(32)	(79)	8,886	1,353	(9,429)	(1,353)	-	-	-	-
Avante Veículos Ltda.	-	-	-	-	-	333	-	(333)	-	-	-	-
Autostar comercial S.A.	5	-	(23)	(86)	820	575	(887)	(575)	-	-	-	-
Autostar Sweden C I S.A.	5	-	(163)	(45)	-	-	-	-	-	-	-	-
American Star Veic. S.A.	22	-	(37)	(98)	1,091	76	(1,127)	(76)	-	-	-	-
ATU12 Arrend port SPE S.A.	31	-	-	-	-	-	-	-	-	-	-	-
Alta Com de Veículos LTDA	8	-	-	-	-	-	-	-	-	-	-	-
BBC Leasing Arrendamento Mercantil S.A.	1,016	-	-	-	-	-	-	-	-	-	-	(1,712)
BBC Pagamentos	-	-	(137)	-	-	-	-	-	-	-	-	-
Borgato Máquinas S.A.	-	16	-	-	-	-	-	-	-	-	-	-
BMB MODE CENTER S.A.	12	-	-	-	-	-	-	-	-	-	-	-
Cvk Auto Comercio LTDA	14	-	-	-	-	-	-	-	-	-	-	-
CS Brasil Transportes de Passageiros e Serviços Ambientais Ltda.	130	-	-	-	27	68	(25)	(68)	-	(1)	-	-
CS MOBI CUIABA SPE S.A.	10	-	-	-	72	-	(73)	-	-	-	-	-
Ciclus Ambient Brasil S.A.	261	161	-	-	-	-	-	-	-	-	-	(200)
Ciclus Amazonia S.A.	329	-	-	-	-	-	-	-	-	-	-	-
Euro Import Comercio LTDA.	13	-	-	-	-	-	-	-	-	-	-	-
Fadel Transporte Ltda.	844	629	-	-	-	202	-	(202)	-	-	-	-
Fazenda S J Logist. LTDA	11	-	-	-	-	-	-	-	-	-	-	-
Grãos do Piauí Rod SPE SA	477	32	-	-	-	-	-	-	-	-	-	-
Green Ville Comercio LTDA	19	-	(37)	(55)	4,412	-	(4,763)	-	-	-	-	-
HM COM MAN EMPILHADEIRAS	6	-	-	-	-	-	-	-	-	-	-	-
H Point Comercial LTDA	7	-	-	-	-	-	-	-	-	-	-	-
IC Transportes LTDA	11	-	-	-	-	-	-	-	-	-	-	-
JSL S.A.	1,583	150	(286)	(111)	53	-	(40)	-	-	(175)	(68)	-
Madre Corretora e Administradora de Seguros Ltda.	5	-	-	-	-	-	-	-	-	-	-	-
Original Veículos Ltda.	736	-	(238)	(84)	21,413	7,955	(22,008)	(7,955)	-	-	-	-
Original Locad Veic	26	-	(113)	-	151	89	(137)	(89)	-	-	-	-
Original Tokyo C. V. LTDA	33	-	(29)	(20)	-	-	-	-	-	-	-	-
Original Provence C V LTD	1	-	(2)	(2)	330	-	(347)	-	-	-	-	-
Original Seminovos S/A	-	-	-	-	196	-	(197)	-	-	-	-	-
Original N Veic semi LTDA	31	-	-	-	7,275	-	(7,723)	-	-	-	-	-
Original Xangai S.A.	-	-	(4)	-	-	-	-	-	-	-	-	-
Original Xian LTDA	7	-	(14)	-	-	-	-	-	-	-	-	-
Ponto Veículos Ltda.	2,215	-	(7)	(3)	12,634	1,640	(12,869)	(1,640)	-	-	-	-
Pronto Express Logística	2,028	1,455	(6)	(3)	-	-	-	-	-	-	-	-
Quick Logística Ltda.	95	-	(220)	-	-	-	-	-	-	-	-	-
Ribeira Empreendimentos Imobiliários Ltda.	7	-	-	-	-	-	-	-	-	-	-	-
R Point Comercial LTDA	13	-	(4)	-	-	-	-	-	-	-	-	-
Saga Indiana	57	-	-	(1)	503	3,621	(557)	(3,621)	-	-	-	-
Saga Grand Tour CVP LTDA	49	-	-	-	7,943	-	(8,144)	-	-	-	-	-
Saga Provence C V P LTDA	311	-	(321)	(11)	-	-	-	-	-	-	-	-
Saga Turim	438	-	(469)	-	-	-	-	-	-	-	-	-
SIMPAR Empreend Imob.	-	-	(1,230)	-	-	-	-	-	-	-	-	-

FINANCIAL STATEMENTS 2024

MOVIDA PARTICIPAÇÕES S.A AND ITS SUBSIDIARIES



Notes to the parent company and consolidated financial statements at December 31, 2024

(In thousands of Brazilian Reals, unless otherwise stated)

Sonnervig Auto LTDA	1	-	-	-	-	-	-	-	-	-	-	-	-	-	-	-
Sul Import Veículos LTDA	7	-	-	-	-	-	-	-	-	-	-	-	-	-	-	-
Transrio Caminhões, Ônibus, Máquinas e Motores Ltda.	43	772	(38)	-	-	-	-	-	-	-	-	-	-	-	-	-
Transmoreno	-	-	(46)	-	-	-	-	-	-	-	-	-	-	-	-	-
Truckpad Tec e Log S.A.	1	-	-	-	-	-	-	-	-	-	-	-	-	-	-	-
Truckvan Industria LTDA	5	-	-	-	-	-	-	-	-	-	-	-	-	-	-	-
Uab Motors LTDA	8	-	-	-	-	-	-	-	-	-	-	-	-	-	-	-
United Auto Nagoya LTDA	13	-	-	(3)	10,008	2,856	(10,186)	(2,856)	-	-	-	-	-	-	-	-
Unit Auto Aricanduva LTDA	-	-	-	(4)	-	-	-	-	-	-	-	-	-	-	-	-
Vamos Maquinas Equipamentos S.A.	29	-	-	-	-	-	-	-	-	-	-	-	-	-	-	-
Vamos Com Cam Máq LA Ltda.	3	-	-	-	-	-	-	-	-	-	-	-	-	-	-	-
Vamos Com Maq Agric LTDA	32	-	-	-	-	-	-	-	-	-	-	-	-	-	-	-
Vamos Locação de Caminhões, Máquinas e Equipamentos S.A.	349	345	-	-	-	627	-	(627)	-	-	-	-	-	-	-	-
Vamos Seminovos Ltda.	4	-	(20)	-	-	-	-	-	-	-	-	-	-	-	-	-
Yolanda Logística, Armazem, Transportes e Servicos Gerais LTDA	32	-	-	-	-	-	-	-	-	-	-	-	-	-	-	-
Subtotal	11,395	3,560	(3,476)	(605)	75,814	19,395	(78,512)	(19,395)	-	-	(176)	(68)	-	-	(1,912)	-
Total	86,163	11,657	(592,361)	(756,913)	85,721	20,091	(88,416)	(20,091)	68	-	(1,097)	(990)	64,129	55,272	(6,725)	-

Results	Consolidated															
	Revenue from services rendered		Cost of services rendered		Fleet renewal revenue		Fleet renewal costs		Administrative income		Administrative expenses		Finance income		Finance expenses	
	12/31/2024	12/31/2023	12/31/2024	12/31/2023	12/31/2024	12/31/2023	12/31/2024	12/31/2023	12/31/2024	12/31/2023	12/31/2024	12/31/2023	12/31/2024	12/31/2023	12/31/2024	12/31/2023
Transactions with the Parent Company																
Simpar S.A.	280	280	(366)	(122)	-	-	-	-	34	116	(1,579)	(1,237)	24,906	-	(33,714)	(5,174)
Total	280	280	(366)	(122)	-	-	-	-	34	116	(1,579)	(1,237)	24,906	-	(33,714)	(5,174)
Transactions with subsidiaries																
GREEN YALLA MOBILITY LTDA	-	-	-	(4,790)	-	-	-	-	-	-	-	-	-	-	-	-
Subtotal	-	-	-	(4,790)	-	-	-	-	-	-	-	-	-	-	-	-
Transactions with related parties																
Alta Com de Veiculos LTDA	27	-	-	-	-	-	-	-	-	-	-	-	-	-	-	-
Autostar comercial S.A.	149	14	(166)	(175)	1,335	6,074	(1,330)	(6,074)	-	-	-	-	-	-	-	-
Autostar Sweden C I S.A.	54	-	(261)	(202)	-	-	-	-	-	-	(3)	-	-	-	-	-
Auto Green Veiculos Ltda.	93	41	(127)	(100)	40,868	11,225	(41,546)	(11,225)	-	-	(4)	-	-	-	-	-
AVANTE SEMINOVOS LTDA.	-	-	-	-	52	-	(75)	-	-	-	-	-	-	-	-	-
Avante Veiculos Ltda.	-	-	-	-	-	2,236	-	(2,236)	-	-	-	-	-	-	-	-
American Star	43	-	(63)	(123)	4,065	3,033	(4,185)	(3,033)	-	-	-	-	-	-	-	-
ATU12 Arrend port SPE S.A.	485	267	-	(1)	-	-	-	-	-	1	-	-	-	-	-	-
BBC Leasing Arrendamento Mercantil S.A.	11,425	6,790	(21)	-	-	-	-	-	-	2	(1)	-	-	-	(3,771)	-
BBC Pagamentos	7	60	(1,210)	(1,046)	-	-	-	-	-	5	-	-	-	-	-	-
Bikestar C Motocicl. S.A.	-	2	-	-	-	-	-	-	-	-	-	-	-	-	-	-
Borgato Máquinas S.A.	-	1,212	-	-	-	-	-	-	-	-	-	-	-	-	-	-
BMB MODE CENTER S.A.	136	20	-	-	-	-	-	-	-	-	-	-	-	-	-	-
CS Brasil Transportes de Passageiros e Serviços Ambientais Ltda.	7,435	8,282	(2,674)	(2,100)	1,760	44,627	(1,601)	(44,627)	31	18	(328)	(43)	-	-	-	-
CS Infra S.A.	44	-	-	-	-	92	-	(92)	-	2	-	-	-	-	-	-
CS MOBI CUIABA SPE S.A.	113	45	-	-	143	53	(132)	(53)	-	0	-	-	-	-	-	-
Ciclus Ambient Brasil S.A.	323	208	-	-	-	-	-	-	-	-	-	-	-	-	(200)	-
Ciclus Amazonia S.A.	653	-	-	-	-	-	-	-	-	-	-	-	-	-	-	-
Cvk Auto Comercio	53	31	-	-	-	-	-	-	-	-	-	-	-	-	-	-
Consórcio Sorocaba	-	1	-	-	-	-	-	-	-	-	-	-	-	-	-	-
DHL Distribuidora de Peças e Serviços LTDA	14	-	-	-	-	-	-	-	-	-	-	-	-	-	-	-
Euro Import Comercio LTDA.	119	99	(16)	(4)	-	-	-	-	-	-	-	-	-	-	-	-
Fadel Transporte Ltda.	1,360	883	-	-	-	3,610	-	(3,610)	-	-	-	-	-	-	-	-
Fazenda S J Logist. LTDA	11	-	-	-	-	-	-	-	-	-	-	-	-	-	-	-
Green Ville Comercio LTDA	361	-	(506)	(78)	27,970	55	(28,261)	(55)	-	-	-	(1)	-	-	-	-
Grãos do Piauí Rod SPE SA	534	111	-	-	-	-	-	-	3	1	-	-	-	-	-	-
HM COM MAN EMPILHADEIRAS	108	81	-	-	-	-	-	-	-	-	-	-	-	-	-	-
H Point Comercial LTDA	23	-	-	-	-	-	-	-	-	-	-	-	-	-	-	-
Instituto Julio Simões	1	-	-	-	-	-	-	-	-	-	-	-	-	-	-	-
IC Transportes LTDA	528	139	-	-	-	836	-	(836)	-	-	-	-	-	-	-	-

Notes to the parent company and consolidated financial statements at December 31, 2024

(In thousands of Brazilian Reals, unless otherwise stated)

JSL S.A.	5,969	2,899	(969)	(2,465)	53	1,540	(40)	(1,540)	2	89	(4,838)	(1,001)	-	-	-	-
JSP Holding S/A	30	-	-	-	-	-	-	-	-	-	-	-	-	-	-	-
Madre Corretora e Administradora de Seguros Ltda.	87	118	-	-	-	-	-	-	-	-	-	-	-	-	-	-
Mogi Mob Trans Pass LTDA	2	-	(26)	(63)	-	-	-	-	-	-	(1)	-	-	-	-	-
Nova Quality Veiculo LTDA	3	-	-	-	-	-	-	-	-	-	-	-	-	-	-	-
Original Veiculos Ltda.	14,171	3,851	(678)	(288)	89,680	55,349	(90,034)	(55,349)	-	18	(166)	(343)	-	-	-	-
Original Locad Veic	1,778	1,686	(4,908)	(17,104)	1,088	409	(965)	(409)	-	-	-	-	-	-	-	-
Original N C V P Serv S.A.	-	-	-	(8)	-	2,291	-	(2,291)	-	-	-	-	-	-	-	-
Original Tokyo C. V. LTDA	95	-	(29)	(41)	-	-	-	-	-	-	-	-	-	-	-	-
Original New Suecia S.A.	-	-	-	(3)	-	-	-	-	-	-	-	-	-	-	-	-
Original New Berlim S.A.	4	-	(9)	(12)	-	-	-	-	-	-	-	-	-	-	-	-
ORIGINAL NICE S.A.	-	-	(11)	-	-	-	-	-	-	-	-	-	-	-	-	-
Original Province C V LTD	3	-	-	(2)	-	-	-	-	-	-	-	-	-	-	-	-
Original Xangai S.A.	-	-	(10)	(3)	-	-	-	-	-	-	-	-	-	-	-	-
Original Xian LTDA	7	-	(15)	-	-	-	-	-	-	-	-	-	-	-	-	-
ORIGINAL NICE S.A.	12	-	-	-	-	-	-	-	-	-	-	-	-	-	-	-
Original N Veic semi LTDA	162	-	(1)	-	31,063	-	(31,612)	-	-	-	-	-	-	-	-	-
Original Seminovos S/A	-	-	-	-	519	-	(535)	-	-	-	-	-	-	-	-	-
Ponto Veiculos Ltda.	22,127	10,948	(33)	(39)	42,665	13,648	(42,919)	(13,648)	-	-	-	-	-	-	-	-
Pronto Express Logística	3,013	2,080	(6)	(3)	-	-	-	-	-	-	-	-	-	-	-	-
QUATAI Transp. SPE Ltda.	1	1	-	-	-	-	-	-	-	-	-	-	-	-	-	-
Quick Logística Ltda.	710	35	(2,619)	(842)	-	-	-	-	-	-	(58)	-	-	-	-	-
Ribeira Empreendimentos Imobiliários Ltda.	89	88	-	-	-	-	-	-	-	-	-	-	-	-	-	-
R Point Comercial LTDA	57	-	(38)	-	-	-	-	-	-	-	-	-	-	-	-	-
SIMPAR Empreend Imob.	-	-	(1,390)	(65)	-	-	-	-	-	-	-	-	-	-	-	-
Transrio Caminhões, Ônibus, Máquinas e Motores Ltda.	124	815	(143)	(18)	-	-	-	-	-	-	(342)	(418)	-	-	-	-
Transmoreno	303	15	(1,708)	(534)	-	-	-	-	46	-	(210)	(208)	-	-	-	-
Transporte Marvel LTDA	6	2	-	-	-	-	-	-	-	-	-	-	-	-	-	-
Tiete Veiculos LTDA	-	-	(3)	-	-	-	-	-	-	-	-	-	-	-	-	-
Truckvan Industria LTDA	142	80	-	-	-	-	-	-	-	-	-	-	-	-	-	-
Truckpad Tec e Log S.A.	3	1	-	-	271	-	(221)	-	-	-	-	-	-	-	-	-
TPG Transp Passageiros	-	-	-	(22)	-	-	-	-	-	-	-	-	-	-	-	-
Uab Motors LTDA	90	257	-	-	-	-	-	-	-	-	-	-	-	-	-	-
United Auto Nagoya	76	22	-	(3)	-	19,339	-	(19,339)	-	-	-	-	-	-	-	-
Unit Auto Aricanduva	-	1	-	(6)	64,210	-	(64,404)	-	-	-	-	-	-	-	-	-
Vamos Maquinas Equipamentos S.A.	547	-	-	-	-	-	-	-	-	-	-	-	-	-	-	-
Vamos Locação de Caminhões, Máquinas e Equipamentos S.A.	12,185	6,155	(49)	(180)	328	8,894	(418)	(8,894)	52	30	-	(8)	-	-	-	-
Vamos Comércio de Caminhões e Máquinas Linha Amarela Ltda.	73	29	-	-	-	-	-	-	-	-	-	-	-	-	-	-
Vamos Comércio de Máquinas Agrícolas Ltda.	491	883	-	-	-	-	-	-	-	-	-	-	-	-	-	-
Vamos Seminovos Ltda.	29	29	(60)	(3)	-	-	-	-	-	-	(159)	(210)	-	-	-	-
Saga Grand Tour CVP LTDA	222	0	(1)	-	37,740	2,347	(37,873)	(2,347)	-	-	-	-	-	-	-	-
Saga Indiana	1,526	434	(6)	(20)	5,416	20,709	(5,494)	(20,709)	-	-	-	-	-	-	-	-
Saga Province C V P LTDA	2,065	1,443	(931)	(27)	1,241	-	(1,279)	-	-	-	-	-	-	-	-	-
Saga Turim	3,012	1,182	(1,631)	(59)	-	-	-	-	-	-	(5)	-	-	-	-	-
Saga Xangai C V P S LTDA	15	-	(26)	(14)	-	-	-	-	-	-	-	-	-	-	-	-
Sinal Serv de Integ Indus	7	-	-	-	-	16,419	-	(16,419)	-	4	-	-	-	-	-	-
Sonnervig Auto LTDA	10	-	-	-	-	-	-	-	-	-	-	-	-	-	-	-
Sul Import Veiculos	51	49	(38)	-	-	-	-	-	-	-	-	-	-	-	-	-
Yolanda Logística, Armazem, Transportes e Servicos Gerais LTDA	32	-	-	-	-	-	-	-	-	-	-	-	-	-	-	-
Subtotal	93,428	51,389	(20,388)	(25,653)	350,467	212,786	(352,924)	(212,786)	134	170	(6,115)	(2,232)	-	-	(3,971)	-
Total	93,708	51,669	(20,754)	(30,565)	350,467	212,786	(352,924)	(212,786)	168	286	(7,694)	(3,469)	24,906	-	(37,685)	(5,174)

Notes to the parent company and consolidated financial statements at December 31, 2024
(In thousands of Brazilian Reais, unless otherwise stated)

27.5 Administrative service center

The Simpar Group allocates shared service expenses for administrative structure and back office expenses based on criteria defined in technical studies. The Administrative Service Center ("CSA") does not charge management fees or apply profitability margins on the services rendered, passing on only the costs. Infrastructure and administrative structure expenses shared with Simpar totaled R\$ 46,297 at December 31, 2024, accounting for 0.34% of Movida's net revenue (R\$ 50,471 at December 31, 2023 or 0.49% of Movida's net revenue).

27.6 Management compensation

For the year ended December 31, 2024, the compensation, including payroll charges, paid to key management personnel was R\$ 13,256 (R\$ 14,696 at December 31, 2023), in the consolidated. Management is not awarded post-employment benefits or other long-term benefits, other than from the share-based payment plan and restricted shares (Note 23.3), as follows:

Management	12/31/2024	12/31/2023
Fixed compensation	9,280	9,602
Variable compensation	3,833	2,796
Benefits	143	163
Share-based payments	-	2,135
Total	13,256	14,696

28. INSURANCE COVERAGE

Movida has contracted insurance considered by Management to be sufficient to cover potential risks on its assets and/or properties of third parties. Most of the vehicle fleet is self-insured for the risk of accidents based on a cost benefit study.

Beneficiary	Guarantee	Risk	Location	Vehicles/equipment		Cover			
				Quantity	Type	Amount	Period	Contracted coverage (Reais)	Contracted coverage (Euros)
Movida Locação de Veículos S.A.	Vehicle rental, including maintenance management	Civil liability insurance	Brazil	Total fleet (i)	Vehicles	Chubb Seguros	Monthly	31,874.09	-
Movida Locação de Veículos S.A.	Damage to property, pain and suffering, theft or qualified theft and rental coverage.	Global insurance companies: explosion, lightning and fire	Brazil	Property	General	Axa	Annual	55,828,826.00	-
Drive on Holidays	Multi-risks	Property	Portugal	Property	Residential	Caravela	Annual	86,403.65	15,859.41
Drive on Holidays	Multi-risks	Prior Velho	Portugal	Property	Residential	Allianz / BPI	Annual	73,068.50	13,411.74
Drive on Holidays	Multi-risks	Maia/Porto property	Portugal	Property	Residential	Zurich	Annual	4,006,616.31	735,415.34
Drive on Holidays	Vehicles	Fleet	Portugal	Total fleet (i)	Vehicles	Caravela	Annual	8,987,721.04	1,649,698.25
Drive on Holidays	Vehicles	Fleet	Portugal		Vehicles	Caravela	Annual	13,802.43	2,533.44
Drive on Holidays	Multi-risks	Property	Portugal	Property	Residential	Millennium Bcp	Annual	6,800,318.42	1,248,200.00

Notes to the parent company and consolidated financial statements at December 31, 2024
(In thousands of Brazilian Reais, unless otherwise stated)

29. EARNINGS PER SHARE

Basic earnings per share are calculated by dividing the net profit (loss) attributable to the owners of the Company by the weighted average number of common shares issued during the year, excluding common shares repurchased by the Company and held in treasury.

The calculation of basic earnings per share is presented below:

(Loss) profit from operations	12/31/2024	12/31/2023
Numerator:		
Profit (loss) for the year	231,493	(650,851)
Denominator:		
Weighted average number of outstanding shares	481,903,426	481,903,426
Basic earnings per share - R\$	0.4804	(1.3506)

The diluted earnings per share are calculated by adjusting the weighted average number of outstanding common shares, assuming the conversion of all potentially dilutive common shares.

Movida's stock option program could dilute share ownership. A calculation is made to determine the number of shares that would be acquired at fair value (determined as the average annual market price of the Company's share), based on the value of the subscription rights linked to the outstanding stock options. The number of shares calculated as previously is compared with the number of shares outstanding, assuming the term of the stock options.

The calculation of diluted earnings per share is presented below:

(Loss) profit from operations	12/31/2024	12/31/2023
Numerator:		
Profit (loss) for the year	231,493	(650,851)
Denominator:		
Weighted average number of outstanding shares	481,935,343	481,935,343
Diluted earnings per share - R\$	0.4803	(1.3505)

30. SUPPLEMENTAL STATEMENT OF CASH FLOW INFORMATION

The statements of cash flows are prepared and presented under the indirect method in accordance with CPC 03 (R2) / IAS 7 – "Statement of Cash Flows".

30.1 Acquisition of property and equipment

	Parent Company		Consolidated	
	12/31/2024	12/31/2023	12/31/2024	12/31/2023
Additions to property and equipment (Note 13)	3,701,588	4,778,614	12,270,098	9,337,552
Additions of right-of-use leases (Note 19)	(2,356,320)	(1,648,201)	(319,102)	(206,871)
Change in balances:				
Supplier financing - Confirming	-	-	44,483	(21,100)
Suppliers - car manufacturers	(727,166)	(9,599)	(616,093)	(2,437,560)
Cash disbursed for acquisition of property and equipment for leasing	618,102	3,120,814	11,379,386	6,672,021
Cash for acquisition of property and equipment	610,599	3,120,194	11,191,382	6,456,778
Cash for acquisition of property and equipment for investment	7,503	620	188,004	215,243
Total additions to property and equipment	618,102	3,120,814	11,379,386	6,672,021

30.2 Acquisition and formation of intangible assets

	Parent Company		Consolidated	
	12/31/2024	12/31/2023	12/31/2024	12/31/2023
Total additions to intangible assets (Note 14)	2,677	1,383	39,598	56,755
Total additions to intangible assets not affecting cash flow	2,677	1,383	39,598	56,755
Cash for acquisition of intangible assets for investment	2,677	1,383	39,598	56,755
Total additions to intangible assets	2,677	1,383	39,598	56,755

Notes to the parent company and consolidated financial statements at December 31, 2024
(In thousands of Brazilian Reais, unless otherwise stated)

31. EVENTS AFTER THE REPORTING PERIOD

There were no subsequent events to be reported from January 1, 2025 to the date of disclosure, March 20, 2025.

Statement of the Executive Board on the parent company and consolidated financial statements

In accordance with item VI of article 27 of CVM Resolution 80 of March 29, 2022, the Executive Board declares that it has reviewed, discussed and agrees with the parent company and consolidated financial statements of Movida Participações S.A. as at and for the year ended December 31, 2024, and has authorized their issue on this date.

São Paulo, March 20, 2024.

Gustavo Henrique Paganoto Moscatelli
Chief Executive Officer

Daniela Sabbag Papa
Chief Financial and Investor Relations Officer

João Paulo de Oliveira Lima
Chief Controlling Officer
Accountant – CRC SP259650/O-3

Statement of the Executive Board on the Independent Auditor's Report

In accordance with item V of article 27 of CVM Resolution 80 of March 29, 2022, the Executive Board declares that it has reviewed, discussed and agrees with the conclusions in the Independent Auditor's Report on the parent company and consolidated financial statements of Movida Participações S.A. as at and for the year ended December 31, 2024, issued on this date.

São Paulo, March 20, 2024.

Gustavo Henrique Paganoto Moscatelli
Chief Executive Officer

Daniela Sabbag Papa
Chief Financial and Investor Relations Officer

João Paulo de Oliveira Lima
Chief Controlling Officer
Accountant - CRC SP259650/O-3

MOVIDA PARTICIPAÇÕES S.A.

CNPJ/ME nº 21.314.559/0001-66

NIRE 35.300.472.101

**ANNUAL REPORT OF THE STATUTORY AUDIT COMMITTEE FISCAL
YEAR 2024**

1. PRESENTATION AND GENERAL INFORMATION

The Audit Committee of Movida Participações S.A. ("Movida" or "Company") was established on May 22, 2019, and became a Statutory Audit Committee ("CAE") on April 27, 2023, as approved by the Annual and Extraordinary General Meeting. It has a permanent advisory role to the Board of Directors, whose responsibilities, among others, include supervising the quality and integrity of financial reports, compliance with legal, statutory and regulatory standards, the adequacy of processes related to risk management and the activities of independent auditors and internal audit.

The CAE shall be composed of at least 3 (three) members, the majority of whom shall be independent, elected and dismissed by the Board of Directors for a term of 5 (five) years, renewable at the discretion of the Board of Directors, subject to the limits set forth in law or applicable regulations. The composition of the CAE shall observe the following: (i) at least 1 (one) member shall be an independent director, in accordance with the Novo Mercado Regulation; (ii) at least 1 (one) member shall have recognized experience in corporate accounting matters; (iii) the participation as members of the Audit Committee of the Company, its subsidiaries, its controlling shareholders, affiliates or companies under common control is prohibited; and finally, (iv) the same member of the Audit Committee may accumulate both characteristics set forth in the Novo Mercado Regulation (items i and ii).

Currently, the CAE is composed of 3 (three) members, who were elected at a meeting of the Board of Directors on May 31, 2024, with a term of office of 05 (five) years, consisting of 3 (three) independent members, one of whom is also an independent board member (i) **Mr. Augusto Marques da Cruz Filho**, coordinator, and two independent external members (ii) **Mr. José Mauro Depes Lorga** and (iii) **Mr. Ricardo Florence dos Santos**.

2. ACTIVITIES OF THE STATUTORY AUDIT COMMITTEE

The members of the CAE must meet regularly, at least every two months, and extraordinarily whenever the CAE Coordinator requests it. After establishing an annual plan to fulfill their duties, 13 meetings were held between January 1 and December 31, 2024, including regular and extraordinary meetings, with the meetings lasting an average of approximately 3 hours each. The meetings were attended by directors, employees, independent auditors and external experts. Among the various topics and subjects monitored and discussed by the CAE, the main ones that deserve to be highlighted are: (i) Independent Audit: knowledge of the scope of work, main conclusions obtained in the quarterly reviews (ITRs), discussion of weaknesses, deficiencies and recommendations for improvement highlighted in the Internal Controls Charter made in relation to the fiscal year 2023, discussions and monitoring of the notes on general information technology controls (ITGC), access profiles and segregation of duties; (ii) Internal Audit: analysis of the results of the work carried out in 2023, establishment of a structured internal audit area, proposed work plan for the period 2024/2025, presentations for hiring a new audit firm to carry out relevant internal audit work at the Company; (iii) Compliance: monitoring of work performed, relevant indicators and reports from the Whistleblower Channel, investigations conducted and measures adopted by the Company, monitoring of training indicators for the Integrity Program, monitoring of regulatory indicators for the Company's units, monitoring and discussion of the General Data Protection Law, measures adopted to comply with the law's requirements and their applicability, and indicators for the Privacy Program; (iv) Controllershship: assessment and opinion for approval by the Board of Directors of the quarterly and annual Financial Statements and analysis prior to the Board of Directors' deliberation of transactions with related parties; (v) Internal Controls and Risks: monitoring of action plans to mitigate risks, monitoring of the risk management monitoring cycle, suggesting improvements in processes, discussion of the Internal Controls Charter issued by the independent auditors and monitoring of the corresponding action plans, debates on the strategic risk matrix; and (vi) Information Technology: discussions and monitoring of the notes on general controls for information technology and projects; and (x) with other areas of the Company to discuss specific topics.

The independent auditors confirmed to the CAE their assessment of independence in relation to the Company. Additionally, the CAE did not become aware of any event or situation that could affect the independence or objectivity of the independent auditors, nor of any relevant differences between the position of management and the independent auditors with respect to the financial statements for the year ended December 31, 2024.

3. RECOMMENDATIONS REGARDING THE COMPANY'S INDIVIDUAL AND CONSOLIDATED FINANCIAL STATEMENTS – FISCAL YEAR ENDED DECEMBER 31, 2024

The members of the CAE, upon the execution of their legal duties and responsibilities in the fiscal year 2024, examined and analyzed the financial statements, accompanied by the opinion of the independent auditors and the annual report of the Management for the fiscal year ended December 31, 2024 (“Annual Financial Statements for 2024”) and, considering the information provided by the Company's Management and by PwC – PricewaterhouseCoopers Auditor's Independent's Ltda. (“PwC”), unanimously recommended the approval of said financial statements by the Board of Directors for submission to the Annual General Meeting of Shareholders, in accordance with the Brazilian Corporation Law.

São Paulo, March 20, 2025.

Augusto Marques da Cruz Filho

Coordinator of the Statutory Audit Committee and
Independent Member of the Board of Directors

José Mauro Depes Lorga

Member of the Statutory Audit Committee

Ricardo Florence dos Santos

Member of the Statutory Audit Committee