


Resultados
1T26

unifique



Destques 1T26

Margem EBITDA Ajustada

[1T26]

51,9%

Aumento de 2,3 p.p vs. 1T25, refletindo maior eficiência operacional.

Telefonia Móvel

[Acessos Líquidos]

288.004

+40.252 acessos líquidos no 1T26.

Baixa Alavancagem Financeira

0,58x

De alavancagem no 1T26, garantindo segurança financeira para operações transformacionais em um cenário econômico desafiador.

Baixo Nível de Churn na Fibra

[Média Mensal no 1T26]

1,49%

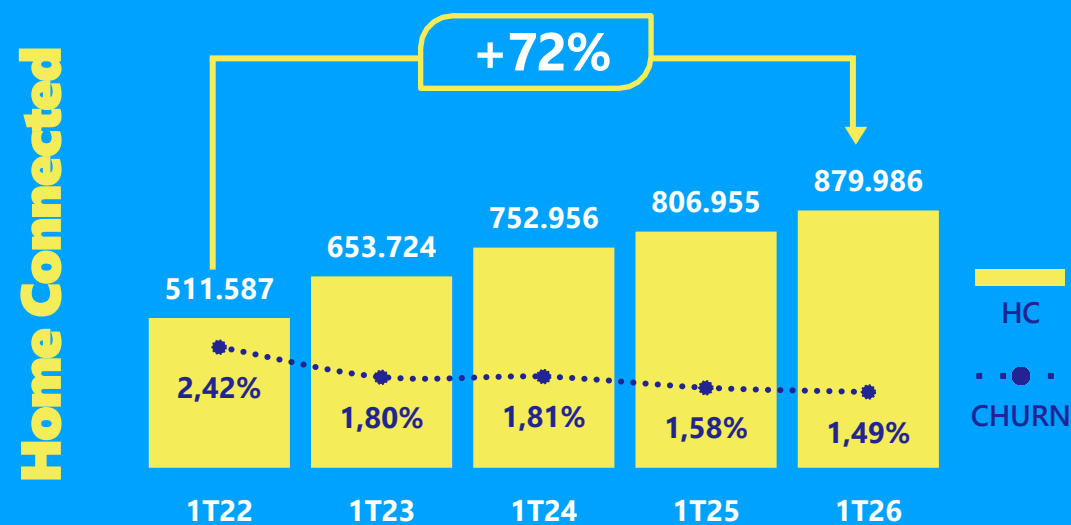
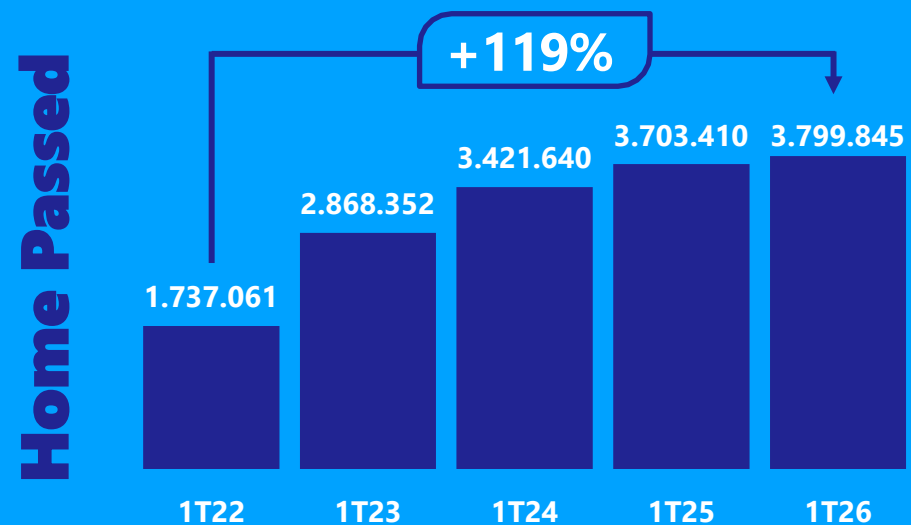
Redução de 0,09 p.p vs. 1T25, garantindo maior retenção e crescimento sustentável.



A photograph of a modern, multi-story office building with a glass facade, taken at dusk. The building is illuminated from within, and the sky is a deep blue with some clouds. The image is overlaid with a semi-transparent blue and yellow graphic element. The text 'Desempenho Operacional' is written in large, white, bold letters across the center of the image.

Desempenho Operacional

Banda Larga



Churn
[Banda Larga]

1,49% ↓

-0,09 p.p [1T26 vs 1T25]

Crescimento Orgânico
[Acessos]

12.034

1T26

Market Share
[Santa Catarina]

22,5% ↑

Março/2026

Combo
[Banda Larga + Móvel]*

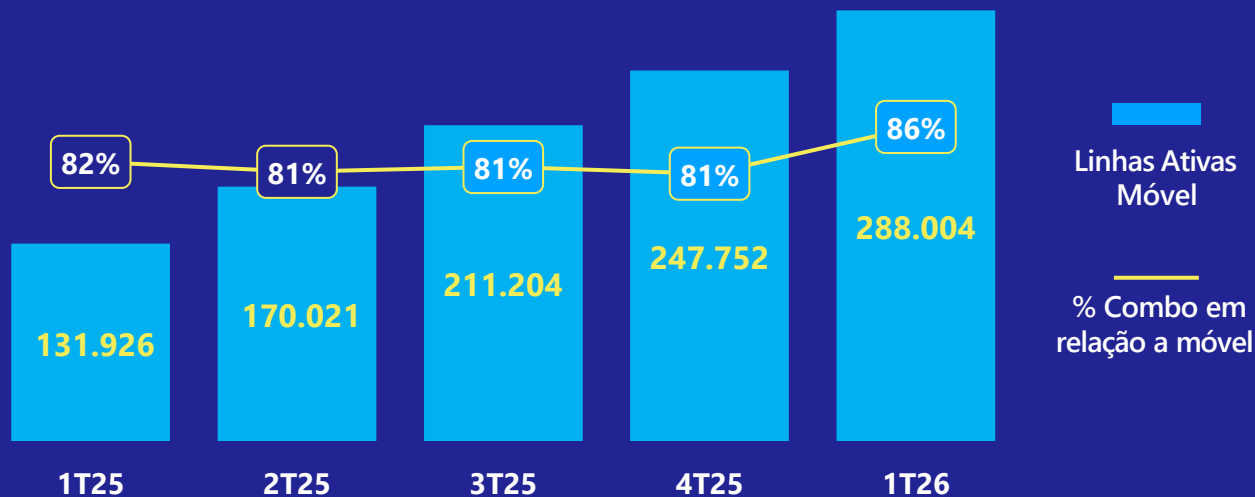
22,8% ↑


Março/2026


*Clientes da base da Banda Larga que possuem combo de telefonia móvel.

Telefonia Móvel

Base de Telefonia Móvel em Combo com a Banda Larga




Churn de Acesso
1,43%
1T26

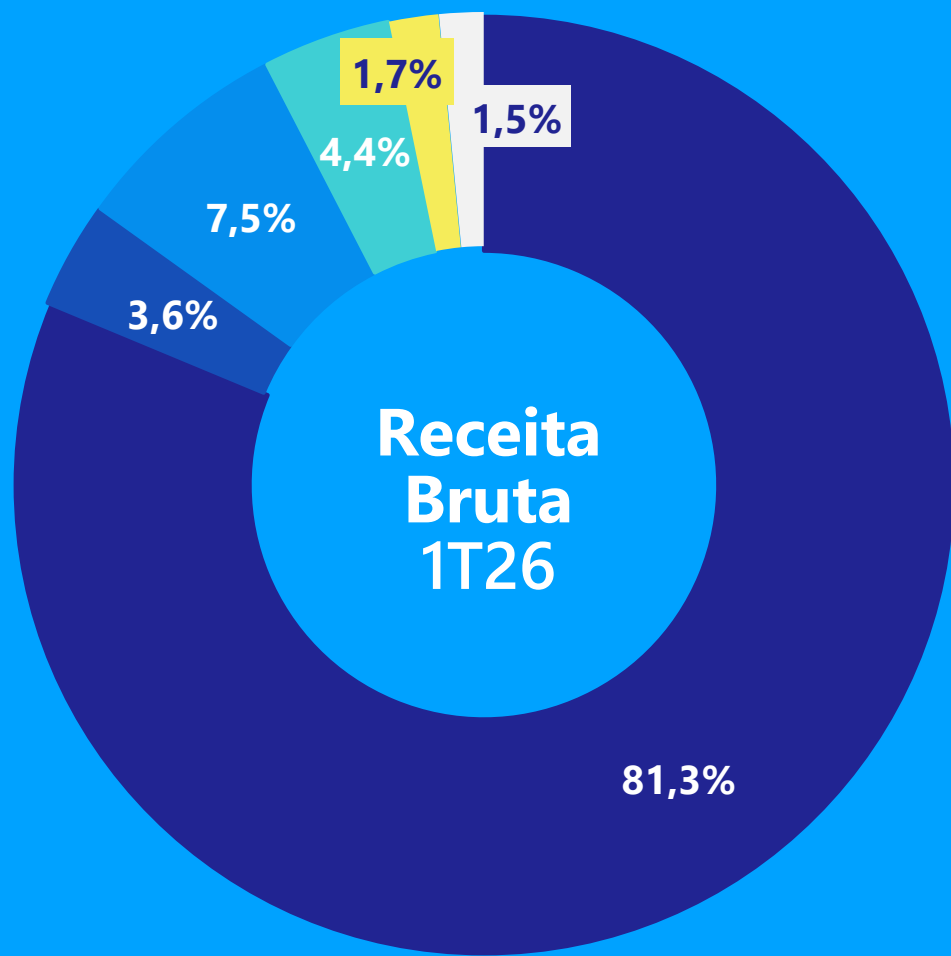

Linhas ativadas do 1T26 portadas de outras operadoras
52,6%


Cidades com Cobertura Própria
166
*Março/2026


População Coberta
5,1 mm
*Março/2026


Receita Bruta (R\$)
29,5 mm
1T26

Nossos serviços além da conectividade



Telecom

Internet Banda Larga • Telefonia Móvel • Telefonia Fixa
TV por Assinatura • Wi-Fi Business

Novos negócios

Câmeras de Segurança • Seguros Residenciais • Telemedicina
Casa Inteligente • Investimentos • Energia Solar

TIC Tecnologia da Informação e Comunicação

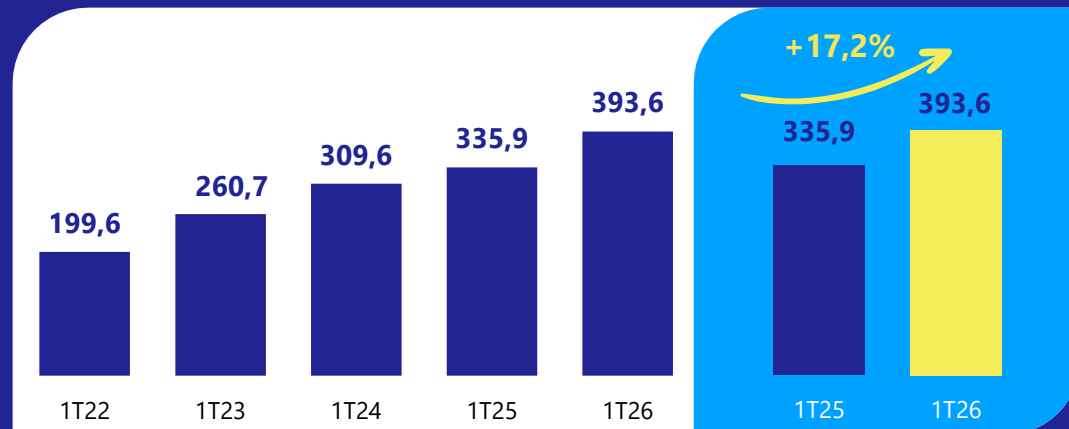
Cybersegurança • Cloud • Gestão Infraestrutura TI

■ Telefonia Móvel
 ■ Telefonia Fixa
 ■ Internet e Mídia
 ■ Demais Serviços
 ■ TV
 ■ Serviços de Datacenter

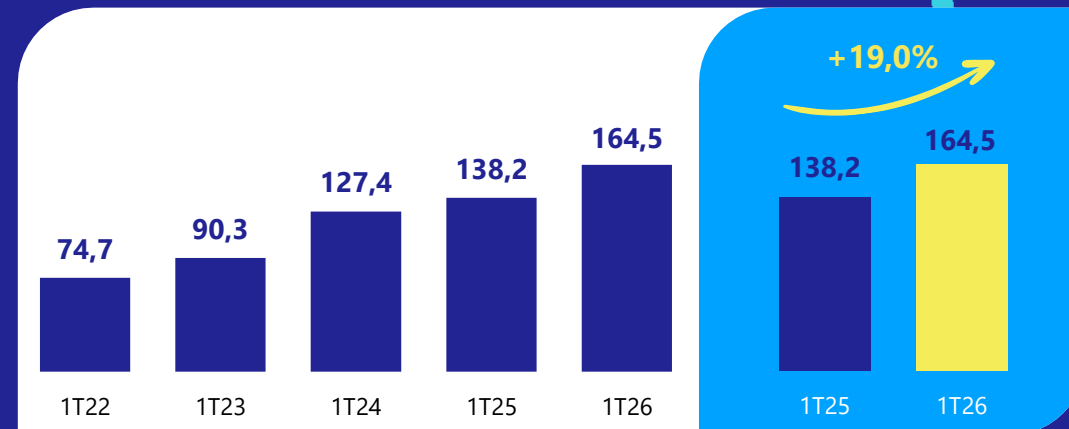
unifique

Desempenho Financeiro

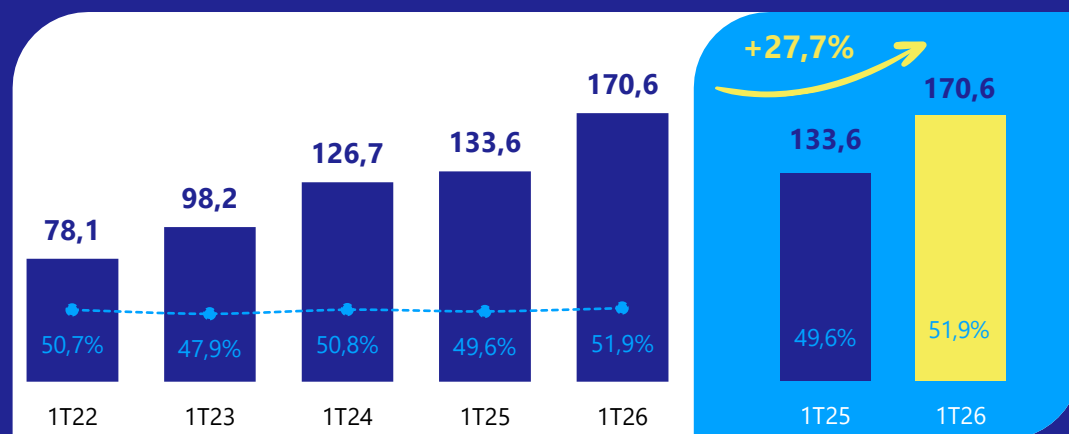
Receita Bruta (R\$ MM)



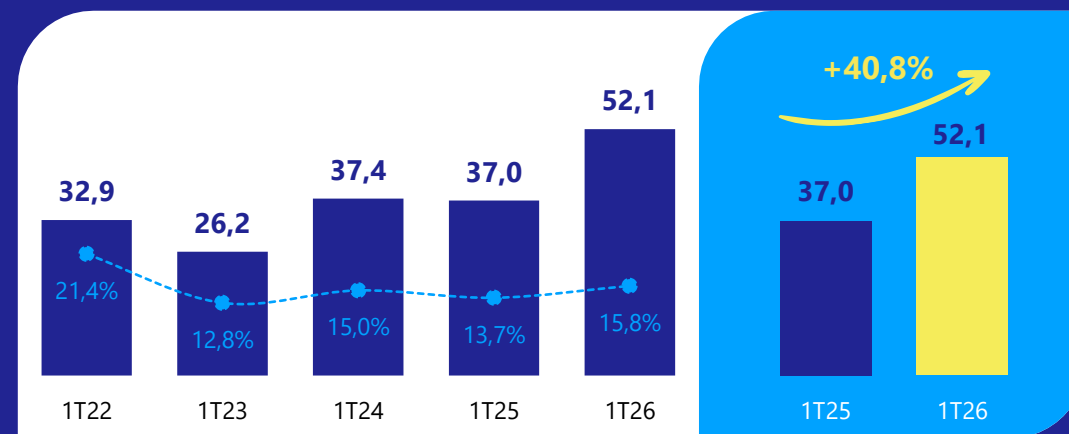
Lucro Bruto (R\$ MM)



EBITDA Ajustado e Margem Ebitda (R\$ MM)



Lucro Líquido e Margem Líquida (R\$ MM)



Nossa baixa alavancagem proporciona **segurança financeira** para executar operações transformacionais



Sólida posição de caixa de **R\$ 726,4 milhões** ao final do 1T26.



Prazo médio da dívida bruta de **3 anos e 1 mês**.

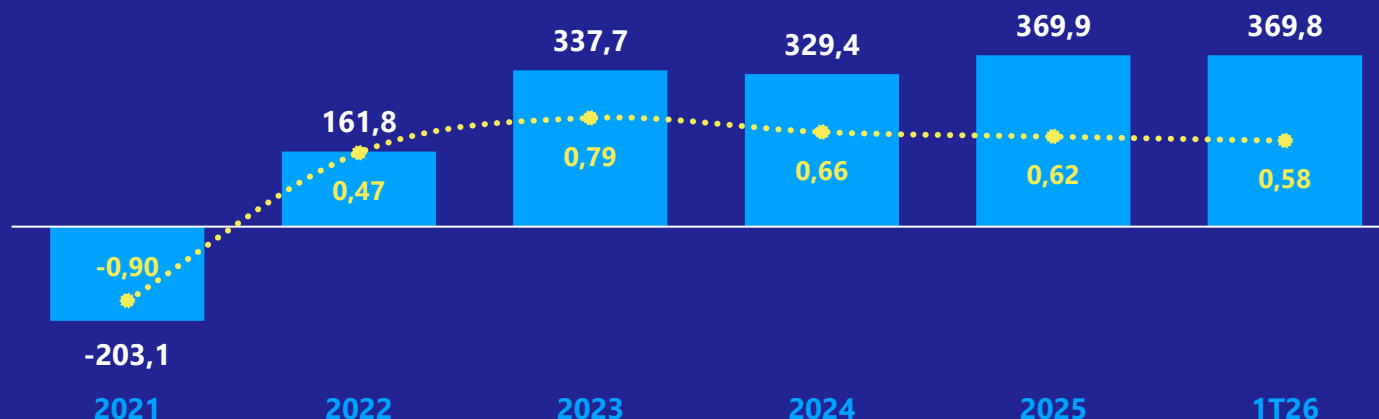


94% da dívida bruta indexada em IPCA no 1T26.



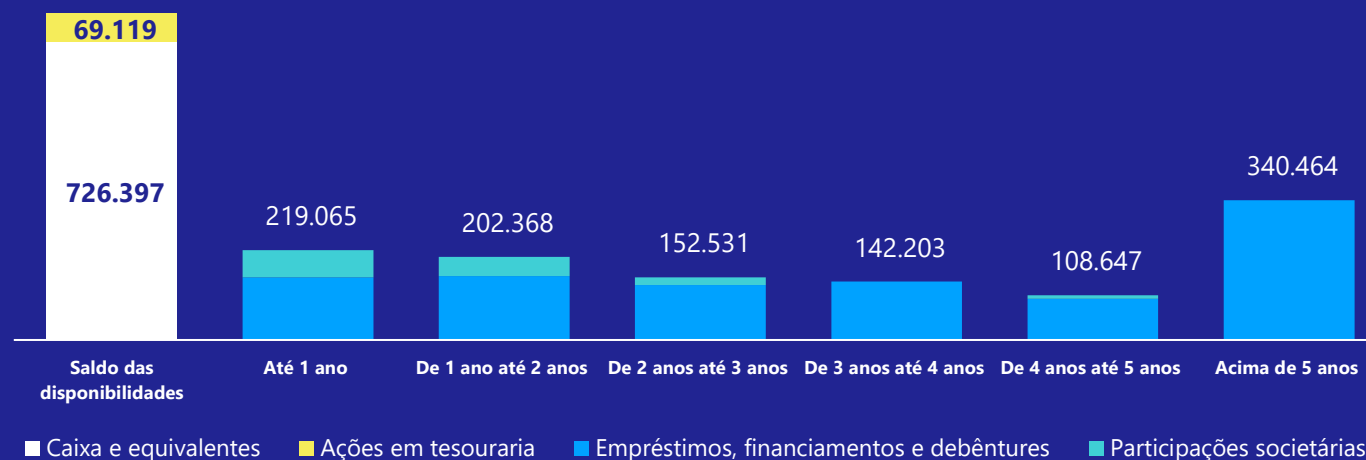
Pagamento de **R\$ 27,5 milhões** de Dividendos no 1T26.

Dívida Líquida/EBITDA Ajustado LTM e Índice de Endividamento (R\$ MM)



O índice de endividamento do 1T26 contempla o efeito das ações em tesouraria.

Aging da Dívida Bruta (R\$ MM)



Eventos Subsequentes

Aquisição da Amazônia 5G

Em 02/04/2026, a Companhia celebrou contrato para aquisição de 56,4% das quotas da Amazônia 5G.

A Amazônia 5G é detentora da autorização de uso de radiofrequência na faixa de 3,5 GHz no Estado de São Paulo e na Região Norte do Brasil.



Frequência:

Bloco de 80 MHz na frequência de 3,5 GHz



Valor da aquisição:

R\$ 15.000.000,00

Leilão 700 MHz

Em 04/05/2026, a Companhia e a sua controlada Amazônia 5G foram declaradas vencedoras dos lotes A4 (Região Sul) e A1 (Região Norte e Estado de São Paulo), respectivamente, no leilão de 700 MHz.



Frequência:

Bloco de 10+10 MHz na frequência de 700 MHz



Obrigações:

A Companhia assumirá compromissos de investimento de implantação de ERBs em localidades e rodovias, com padrão tecnológico igual ou superior ao 4G, no período de 2026 a 2030.



Q&A

unifiquê

 ri.unifiquê.com.br

 ri@redeunifiquê.com.br

Results 1Q26

unifiqu



Highlights 1Q26

Adjusted EBITDA Margin

[1Q26]

51.9%

An increase of 2.3 p.p vs. 1Q25, reflecting greater operational efficiency.

Mobile Telephony

[Net Accesses]

288,004

+40,252 net additions in 1Q26.

Low Financial Leverage

0.58x

Leveraging 1Q26 to ensure financial stability for transformational operations in a challenging economic environment.

Low Churn Rate for Broadband

[Monthly Average in 1Q26]

1.49%

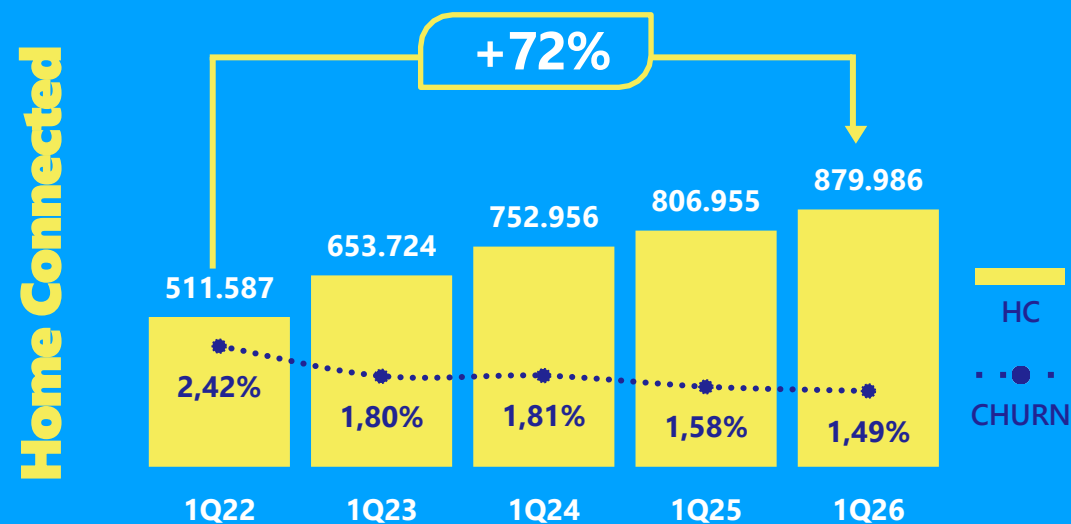
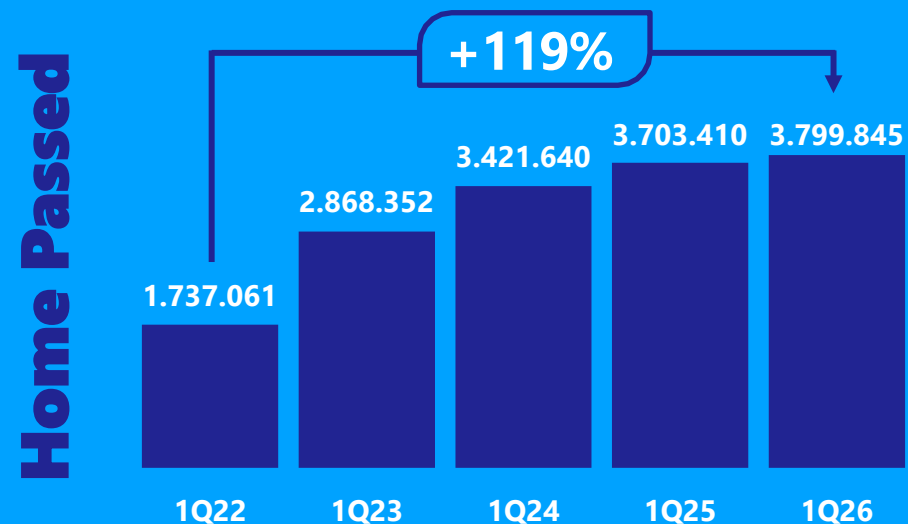
A decrease of 0.09 p.p vs. 1T25, 1Q25, ensuring higher retention and sustainable growth.



A photograph of a modern, multi-story office building with a glass facade, taken at dusk. The building is illuminated from within, and the sky is a deep blue with some clouds. The image is overlaid with a semi-transparent blue and yellow graphic element. The text 'Operational Performance' is written in large, bold, white letters across the center of the image.

Operational Performance

Broadband



Churn
[Broadband]

1.49% ↓

-0.09 p.p [1Q26 vs 1Q25]

Organic Growth
[Accesses]

12,034

1Q26

Market Share
[Santa Catarina]

22.5% ↑

March/2026

Combo
[Broadband + Mobile]*

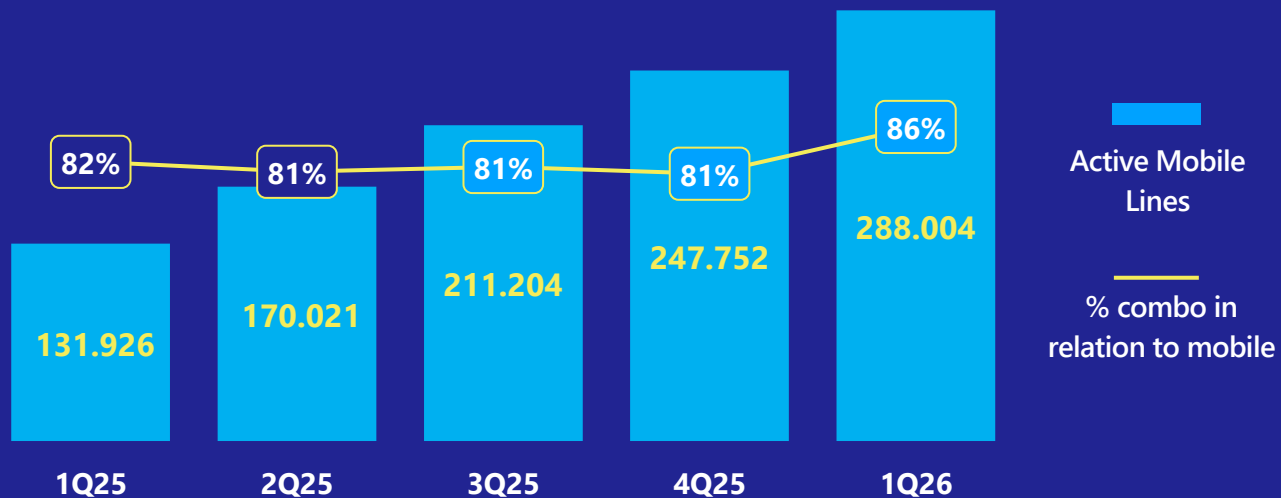
22.8% ↑


March/2026


*Broadband customers who have a mobile phone bundle.

Mobile Telephony

Mobile Phone Plan Bundled with Broadband




Access Churn
1.43%
1Q26

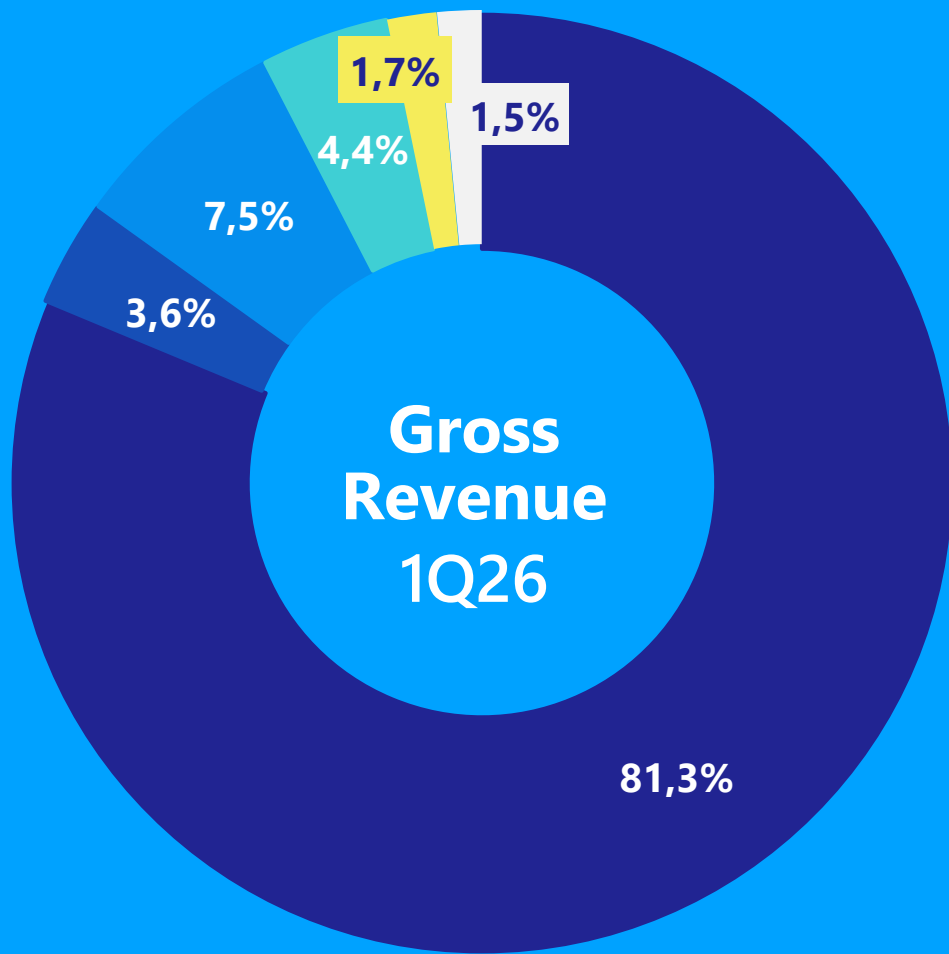

1Q26 lines activated from other providers
52.6%


Cities with Own Coverage
166
*March/2026


Population Covered
5.1 mm
*March/2026


Gross Revenue (BRL)
29.5 mm
1Q26

Our services beyond connectivity



Mobile Telephony

Landline Telephony

Internet and Media

Other Services

TV

Data Center Services

Telecom

Broadband Internet • Mobile Phone Service • Landline Phone Service • Pay-TV • Business Wi-Fi

New business

Security Cameras • Home Insurance • Telemedicine • Smart Home • Investments • Solar Energy

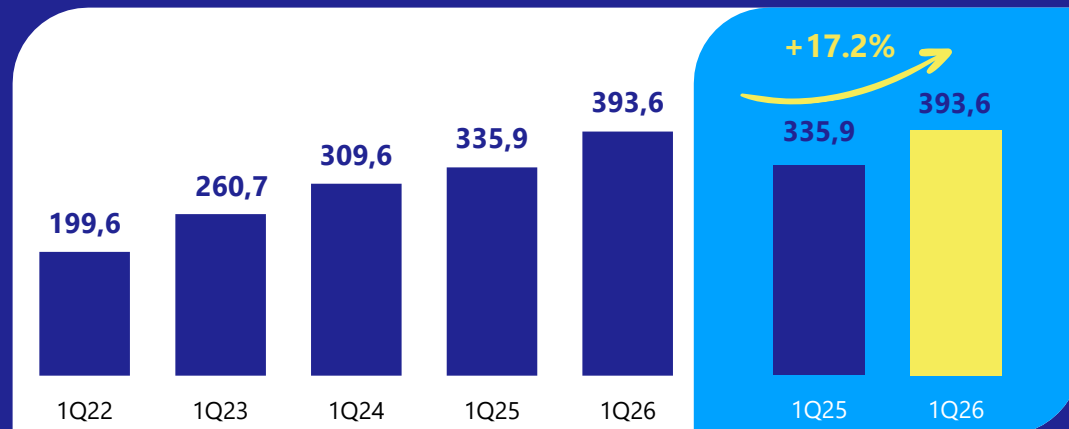
TIC Information and Communication Technology

Cybersecurity • Cloud • IT Infrastructure Management

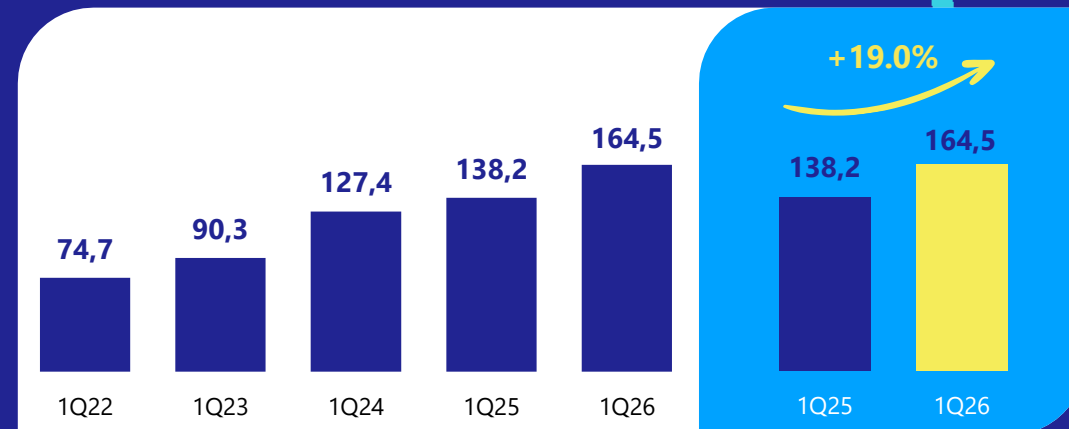
unifique

Financial Performance

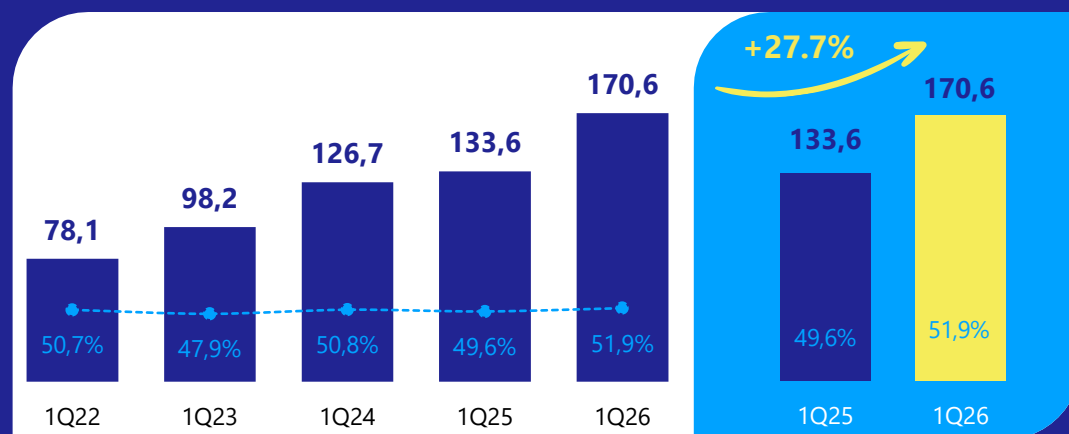
Gross Revenue (BRL MM)



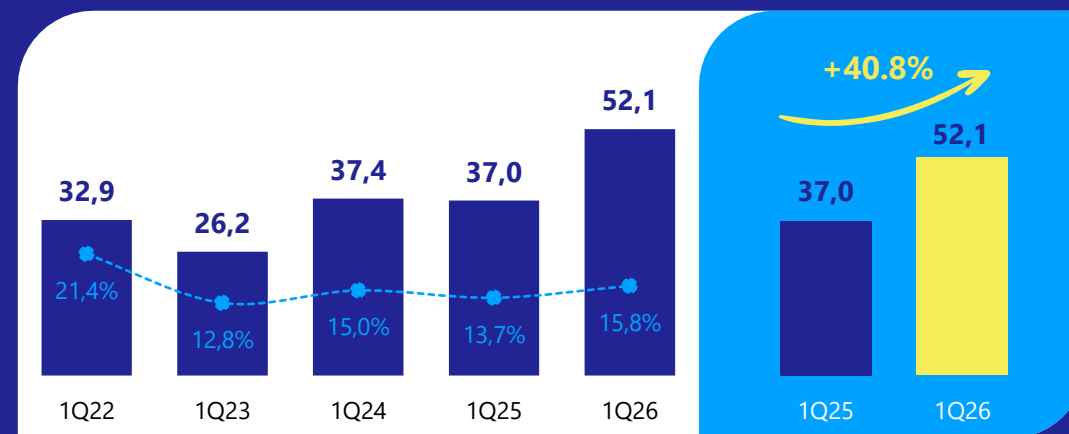
Gross Profit (BRL MM)



Adjusted EBITDA and EBITDA Margin (BRL MM)



Net Income and Net Margin (BRL MM)



Our low leverage provides the **financial stability** needed to execute transformational transactions



Strong cash position of **BRL 726.4 million** at the end of 1Q26.



Average maturity of gross debt: **3 years and 1 month.**

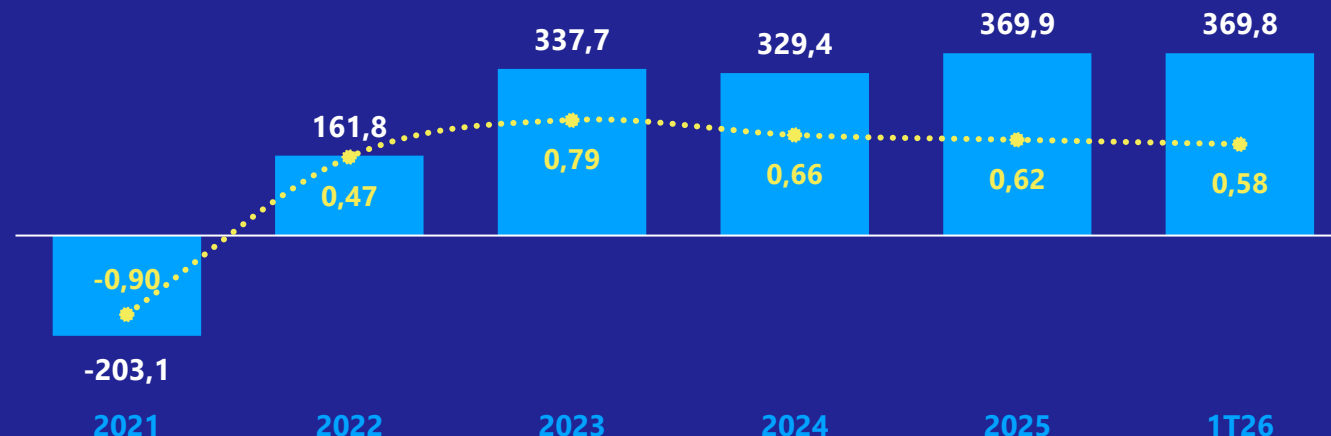


94% of gross debt indexed to the IPCA in 1Q26..



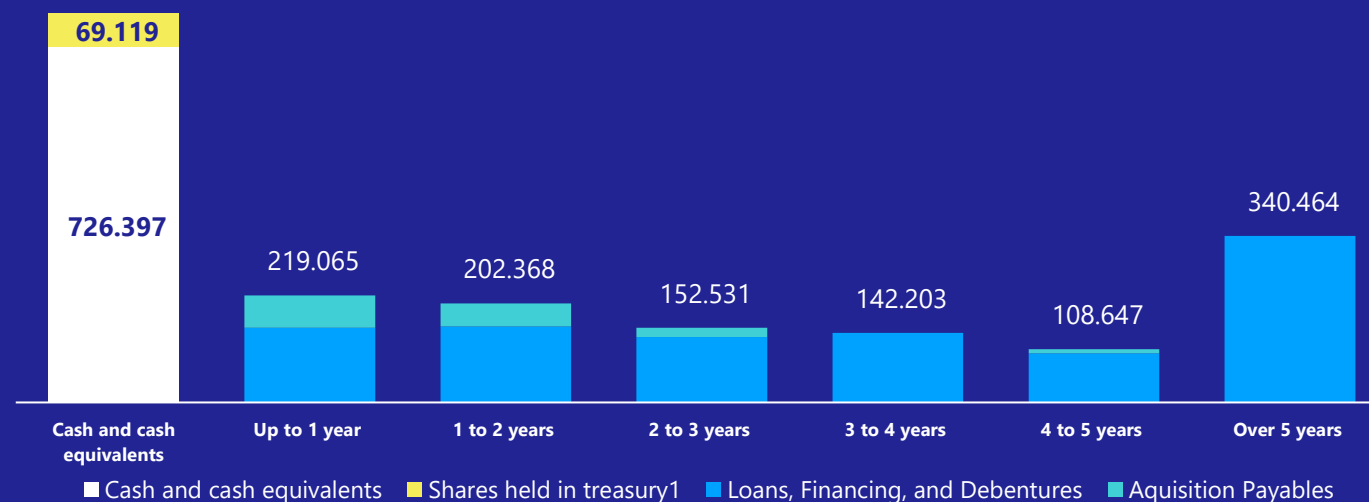
Payment of **BRL 27.5 million** in dividends in Q1 2026.

Net Debt/Adjusted LTM EBITDA and Debt Ratio (BRL million)



The debt ratio for 1Q26 includes the effect of treasury shares.

Aging of Gross Debt (BRL million)



Subsequent Events

Acquisition of Amazon 5G

On April 2, 2026, the Company entered into an agreement to acquire a 56.4% stake in Amazônia 5G.

Amazônia 5G holds a license to use radio frequencies in the 3.5 GHz band in the state of São Paulo and in northern Brazil.



Frequency:
80 MHz band at 3.5 GHz



Acquisition value::
BRL 15,000,000.00

700 MHz Auction

On May 4, 2026, the Company and its subsidiary Amazônia 5G were declared the winners of lots A4 (Southern Region) and A1 (Northern Region and State of São Paulo), respectively, in the 700 MHz auction.



Frequency:
10+10 MHz block in the
700 MHz band



Obligations:
The Company will undertake to invest in the deployment of ERBs in various locations and along highways, using technology that meets or exceeds 4G standards, between 2026 and 2030..



Q&A

unifique

 ri.unifique.com.br

 ri@redeunifique.com.br