



Banco Bmg

BMGB B3 LISTED N1

Interim financial statements consolidated in IFRS on March 31, 2026 and independent auditor's review report on the interim financial statements

Index

MANAGEMENT REPORT	1
FISCAL COUNCIL OPINION	5
CONSOLIDATED BALANCE SHEET	6
CONSOLIDATED STATEMENT OF INCOME	8
CONSOLIDATED STATEMENT OF COMPREHENSIVE INCOME.....	9
CONSOLIDATED STATEMENT OF CHANGES IN EQUITY.....	10
CONSOLIDATED STATEMENT OF CASH FLOWS.....	11
1. Operations	12
2. Summary of significant accounting policies	12
3. Critical accounting estimates and judgments.....	24
4. Financial risk management	25
5. Cash and cash equivalents and short-term interbank investments.....	35
6. Financial assets	35
7. Derivative financial instruments	36
8. Financial assets carried at amortized cost.....	38
9. Property and equipment.....	41
10. Intangible assets	42
11. Other assets.....	42
12. Financial liabilities	43
13. Borrowings or transfers of financial assets	43
14. Borrowings and onlendings.....	43
15. Client deposits	44
16. Borrowings of securities, financial bills and repurchase agreements.....	44
17. Subordinated financial bills and debt	45
18. Other financial liabilities	45
19. Provisions	45
20. Current and deferred income tax and social contribution.....	47
21. Other liabilities	48
22. Capital and reserves	48
23. Earnings per share.....	50
24. Profit or loss.....	51
25. Revenue from the provision of services	52
26. Mandatory dividends.....	52
27. Transactions with related parties	53
28. Other information	55
APPENDIX I - Consolidated Statement of Value Added	57
STATEMENT OF THE DIRECTORS ABOUT THE FINANCIAL STATEMENTS	59
CHIEF EXECUTIVE OFFICER AND INVESTOR RELATIONS OFFICER.....	59

MANAGEMENT REPORT

The Management of Banco Bmg S.A. and its subsidiaries ("Bank"), in accordance with the International Financial Reporting Standards (IFRS) issued by the International Accounting Standard Board (IASB), is presenting the Financial Statements under IFRS for the period of three months ended March 31, 2026, along with the independent auditors' report.

Banco Bmg

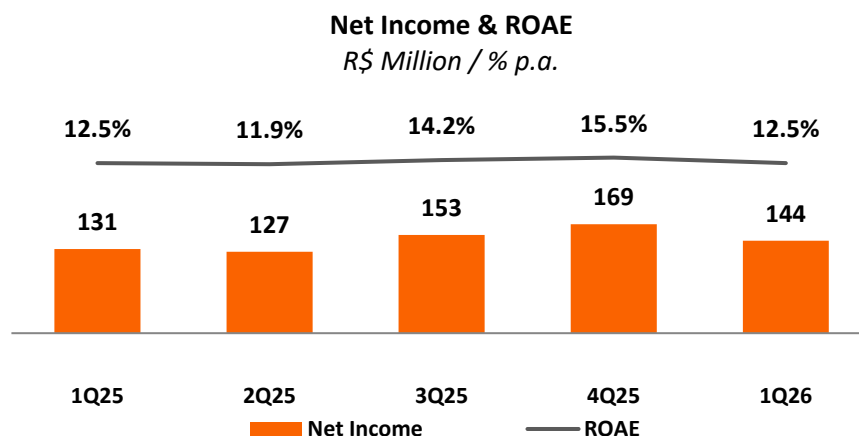
Throughout nearly a century of operation, Banco Bmg has maintained as its central guideline proximity to its clients, offering financial solutions suitable to their needs, combining technology, operational efficiency, and humanized service. This approach has sustained the building of trusting relationships and strengthened our presence in the credit and financial services market.

We serve millions of clients throughout the country with a diversified portfolio comprised of payroll loans — focusing on clients over 50 years old from social classes C and D, personal loans, insurance, assistance services, and solutions for investors. We operate in a complementary manner through physical and digital channels, integrating technology, convenience, and empathy in our relationships.

Our main verticals are Retail, Wholesale, and Insurance, with a strategy based on increasing profitability, digitizing processes, and strengthening relationships with clients, employees, shareholders, and society.

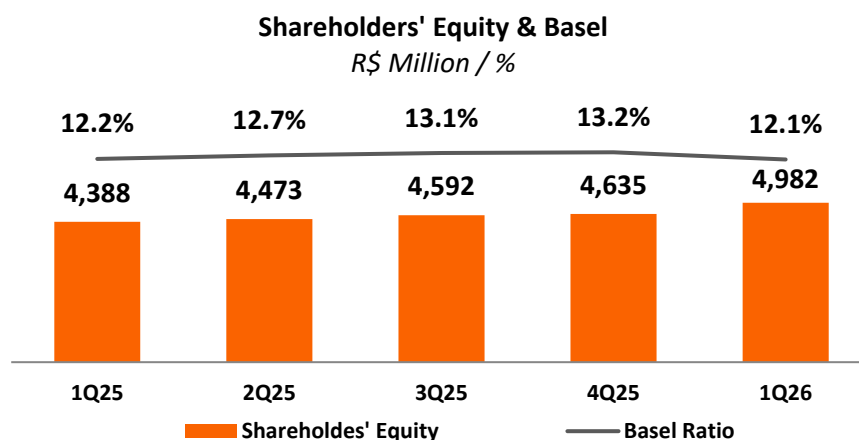
Financial Performance

The net income attributable to the parent company in the period of three months ended March 31, 2026, was R\$ 144 million, an increase of 10.0% compared to the same period of 2025. The Return on Average Equity (ROAE) was 12.5% per year in the period of three months ended March 31, 2026.

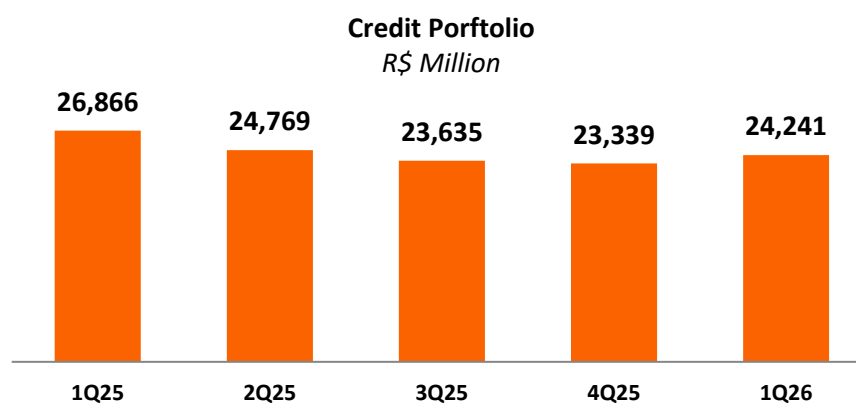


Consolidated Shareholders' Equity attributable to the parent company on March 31, 2026, amounted to R\$ 4,982 million and the capitalization ratio of risk-weighted assets (Basel Ratio) was 12.1%. On March 19, 2026, the Board of Directors approved the capital increase in the amount of R\$214.0 million, and it was also approved by the Central Bank of Brazil on April 27, 2026. Considering the operation, the pro forma Basel Index is 12.9%.

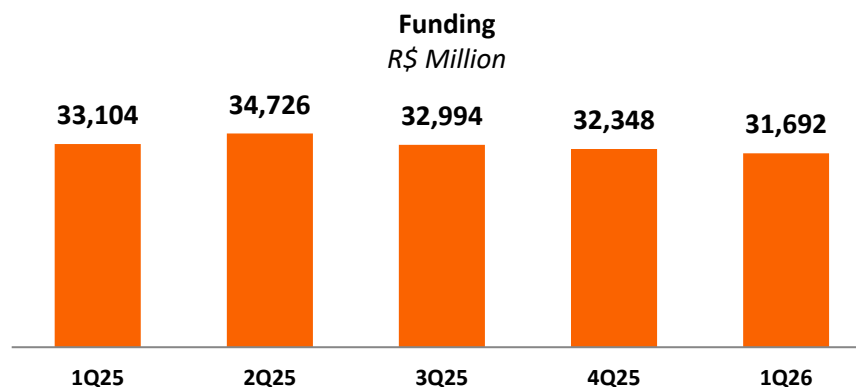
The Bank provisioned R\$ 64.8 million in Interest on Shareholders' Equity related to the period of three months ended March 31, 2026, of which R\$ 64.8 million were declared relating to the same period and will be paid on May 21, 2026.



The total consolidated portfolio ended March 31, 2026, with a balance of R\$ 24,241 million, a reduction of 9.8% compared to the same period of 2025. In the quarter, the increase in the credit portfolio compared to the previous quarter was mainly due to the growth of private payroll loans, payroll loan products and personal credit, reflecting the change in the asset mix that the Bank has been implementing, in addition to the reduction of less profitable portfolios.



The consolidated funding balance totaled R\$ 31,692 million in March 31, 2026, representing a reduction of 4.3% compared to the same period of the previous year. Time deposits, the major source of funding, accounts for 71.4% of funding. Furthermore, the Bank's strategy is to be a recurring issuer in the capital market, with the aim of approaching institutional investors, promoting Bmg's liquidity and creating a reference interest curve in the institutional market.



In March 31, 2026, the Bank's investments in subsidiaries totaled R\$ 179 million, the main variation being the balance of investments in AF Controle S.A. and variation of other investments.

ESG Principles

The Bank remains focused on delivering financial solutions that promote well-being in maturity for the 50+ audience in social classes C and D. This strategic guideline directs product development, the value proposition, and the service model, reconciling business growth with a positive impact for customers and society. In this context, with the aim of strengthening financial citizenship through ethical and inclusive practices, the ESG agenda remains a cross-cutting pillar of the business model, integrating governance, customer service, and value proposition.

We are also one of the sponsors of the Marina and Flávio Guimarães Institute (IMFG), which centralizes the social actions of the Bmg Group. Founded to drive social transformation, IMFG promotes human development and the strengthening of the communities in which it operates.

Bmg is signatory of important movements such as UN Global Compact, the Pact for the Promotion of Racial Equality, the Business Network for Social Inclusion, the Women 360 Movement, Women on Board (WOB), Business and LGBTI+ Rights Forum, OUTstand Brasil and Business Pact for Integrity and Against Corruption (Clean Company) of the Ethos Institute.

Learn more about our ESG initiatives in our Annual Sustainability Report and on the website: <https://www.bancobmg.com.br/compromisso-ASG/>.

Corporate Governance

The Bank has a robust corporate governance structure. In addition to the obligations established in Level 1 of corporate governance of B3 S.A – Brasil, Bolsa, Balcão, the Bank adopted some of the obligations set forth in the Novo Mercado: (i) the 100% tag-along right, guaranteeing all shareholders the same price and conditions offered to the controlling shareholder in case of sale of control; (ii) simultaneous disclosure in Portuguese and English earnings results and material facts; and (iii) Board of Directors composed of 2 or 20% (whichever is greater) of Independent Members, and currently 44% is composed of independent members, including the chairwoman. Furthermore, the Bank has: (i) an Audit Committee composed of one independent member, (ii) five other committees directly subordinated to the Board of Directors, all with the presence of independent members; and (iii) a permanent Fiscal Council approved at the Shareholder's Meeting.

Based on best risk management practices, the Bank has developed policies, systems and internal controls to mitigate and control possible losses arising from exposure to the risks to which its activities are exposed, with a set of appropriate processes and routines applied to its operating modalities.

For more information on corporate governance, please visit: www.bancobmg.com.br/ir.

Relationship with Independent Auditors

The adopted policy adheres to the principles that preserve the independence of the auditor, in accordance with internationally accepted criteria, ie, the auditor should not audit his or her own work and neither perform managerial functions at his client nor promote its interests. In period of three months ended March 31, 2026, the Bank did not contract and did not have services rendered by PricewaterhouseCoopers Auditores Independentes not related to the external audit, at a level higher than 5% of the total relative fees to external audit services.

Capital Management

The assessment of capital adequacy is made to ensure that the organization maintains a strong capital base to support its activities. It also considers a prospective vision, designed to anticipate possible changes in market conditions.

Acknowledgements

All these achievements reflect the firm commitment of the Shareholders and Management to continually strive to exceed expectations and always offer its clients high quality service and a healthy environment for its employees. These gains have been possible thanks to our clients' support and trust and the dedicated efforts of our collaborators and partners/correspondents.

To them all, our deep appreciation.

BANK'S MANAGEMENT

São Paulo, May 05, 2026.

FISCAL COUNCIL OPINION

The members of the Fiscal Council of Banco Bmg S.A., in the exercise of their legal and statutory duties, having examined the management report and the individual and consolidated interim Financial statements for the period ended March 31, 2026, prepared in accordance with the International Financial Reporting Standards (“IFRS”) rules issued by the “International Accounting Standard Board” (“IASB”), concluded that all the elements evaluated, taking into account PricewaterhouseCoopers Auditores Independentes Ltda.’s report with no reservations, reflect the assets, financial position and activities carried out by the Bank in the quarter

São Paulo, May 05, 2026

Roberto Faldini
Coordinating Member

Fernando Antônio Fraga Ferreira
Member

Flávio de Sousa Franco
Member



(A free translation of the original in Portuguese)

Report on review of consolidated interim financial statements

To the Board of Directors and Stockholders
Banco Bmg S.A.

Introduction

We have reviewed the accompanying consolidated balance sheet of Banco Bmg S.A. ("Bank") and its subsidiaries as at March 31, 2026 and the related consolidated statements of income, comprehensive income, changes in equity and cash flows for the quarter then ended, and notes comprising material accounting policies and other explanatory information.

Management is responsible for the preparation and fair presentation of the consolidated interim financial statements in accordance with the International Accounting Standard (IAS) 34 - Interim Financial Reporting of, the International Accounting Standards Board (IASB). Our responsibility is to express a conclusion on these consolidated interim financial statements based on our review.

Scope of review

We conducted our review in accordance with Brazilian and International Standards on Reviews of Interim Financial Information (NBC TR 2410 - "Review of Interim Financial Information Performed by the Independent Auditor of the Entity", and ISRE 2410 - "Review of Interim Financial Information Performed by the Independent Auditor of the Entity", respectively). A review of interim information consists of making inquiries, primarily of persons responsible for financial and accounting matters, and applying analytical and other review procedures. A review is substantially less in scope than an audit conducted in accordance with Brazilian and International Standards on Auditing and consequently does not enable us to obtain assurance that we would become aware of all significant matters that might be identified in an audit. Accordingly, we do not express an audit opinion.

Conclusion

Based on our review, nothing has come to our attention that causes us to believe that the accompanying consolidated interim financial statements referred to above do not present fairly, in all material respects, the financial position of Banco Bmg S.A. and its subsidiaries as at March 31, 2026, and their consolidated financial performance and their consolidated cash flows for the quarter then ended in accordance with the International Accounting Standard IAS 34 - Interim Financial Reporting, of the International Accounting Standards Board (IASB).

PricewaterhouseCoopers Auditores Independentes Ltda.
Avenida Brigadeiro Faria Lima, 3732, Edifício B32, 16º,
São Paulo, SP, Brasil, 04538-132
T: +55 (11) 4004-8000




Banco Bmg S.A.

Other matters

Statement of value added

The consolidated interim financial statements referred to above include the consolidated statement of value added for the quarter ended March 31, 2026. This statement is the responsibility of the Bank's management and presented as supplementary information. This statement has been subjected to review procedures performed together with the review of the consolidated interim financial statements for the purpose concluding whether it is reconciled with the consolidated interim financial statements and accounting records, as applicable, and if its form and content are in accordance with the criteria defined in the accounting standard CPC 09 - "Statement of Value Added". Based on our review, nothing has come to our attention that causes us to believe that this consolidated statement of value added has not been prepared, in all material respects, in accordance with the criteria established in this accounting standard, and that it is consistent with the consolidated interim financial statements taken as a whole.

São Paulo, May 05, 2026


PricewaterhouseCoopers
Auditores Independentes Ltda.
CRC 2SP000160/O-5

Fábio de Oliveira Araújo
Contador CRC 1SP241313/O-3

BANCO BMG S.A.
CONSOLIDATED BALANCE SHEET
ON MARCH 31, 2026 AND DECEMBER 31, 2025

In thousands of reais

(A free translation of the original in Portuguese)

Assets	Note	2026	2025
Cash and deposits on demand	5	374,487	517,839
Financial assets		41,669,491	40,102,528
At amortized cost		30,117,106	27,839,759
Compulsory deposits in the Central Bank	6	936,551	873,776
Money market	5	-	50,174
Deposit application	6	11,223	22,880
Marketable securities	6	5,564,209	4,372,250
Loans and other amounts with financial institutions	6	393	90
Loans operations	6/8	24,241,344	23,338,852
Provision for the expected losses (impairment)	6/8	(1,645,939)	(1,660,537)
Sundry debtors	6/8	1,009,325	842,274
At fair value through other comprehensive income		7,721,200	8,148,634
Marketable securities	6	7,721,200	8,148,634
At fair value through profit or loss		3,831,185	4,114,135
Derivative financial instruments	6/7	67,740	54,342
Money market	6	3,763,445	4,059,793
Investments	4.10	178,758	167,906
Property and equipment	9	66,963	66,977
Intangible assets	10	1,812,924	1,784,936
Tax assets		4,708,954	4,697,527
Income tax and social contribution recoverable		200,204	253,924
Deferred income tax and social contribution, net	20	4,135,887	4,063,761
Other taxes and contributions recoverable	20	372,863	379,842
Judicial deposits	19	639,596	620,552
Available-for-sale non-current assets		24,217	24,217
Other assets	11	699,265	552,345
Total assets		50,174,655	48,534,827

The accompanying notes are an integral part of the interim consolidated Financial Statements.

BANCO BMG S.A.
CONSOLIDATED BALANCE SHEET
ON MARCH 31, 2026 AND DECEMBER 31, 2025

All amounts in thousands of reais unless otherwise stated

(A free translation of the original in Portuguese)

Liabilities and equity	Note	2026	2025
Financial liabilities		42,899,353	41,612,925
Financial liabilities measured at amortized cost		42,766,305	41,529,167
Deposits from clients	15	22,995,914	22,535,038
Borrowings or transfers of financial assets	13	10,068	12,109
Borrowings and onlendings	14	2,289,267	2,443,499
Borrowings of securities and financial bills	16	8,478,523	8,365,732
Subordinated financial bills and debt	17	1,180,828	1,142,386
Repurchase agreements	12	6,930,857	5,682,641
Other financial liabilities	18	880,848	1,347,762
At fair value through profit or loss		133,048	83,758
Derivative financial instruments	7/12	133,048	83,758
Provisions	19	1,202,769	1,144,229
Tax liabilities		216,827	299,906
Income tax and social contribution payable		102,160	174,021
Other taxes and contributions payable		114,667	125,885
Other liabilities	21	867,541	835,448
Total liabilities		45,186,490	43,892,508
Equity, capital and reserves attributable to stockholders and parent company		4,980,792	4,635,227
Capital	22(a)	4,006,105	3,792,105
Capital reserves		5,755	20,923
Other accumulated comprehensive income	22(b)	373,199	306,668
Revenue reserves	22(c)	1,033,301	958,967
Accumulated deficit		(437,012)	(433,713)
Carrying value adjustment		(556)	(9,723)
Non-controlling interests		7,373	7,092
Total equity		4,988,165	4,642,319
Total liabilities and equity		50,174,655	48,534,827

The accompanying notes are an integral part of the interim consolidated Financial Statements.

BANCO BMG S.A.
**CONSOLIDATED STATEMENT OF INCOME
THREE-MONTH PERIODS ENDED MARCH 31**

All amounts in thousands of reais unless otherwise stated

(A free translation of the original in Portuguese)

	Note	2026	2025
Interest income and similar earnings	24(a)	2,242,679	2,251,348
Interest cost and similar expenses	24(a)	(1,353,498)	(1,633,938)
Net interest revenue		889,181	617,410
Income from services provided	25	38,258	36,389
Equity in the results of associates		10,929	24,724
Net gain (loss) from financial assets and liabilities	24(b)	(26,939)	325,758
Provision for impairment of financial assets	8 (e)	(432,084)	(511,741)
Recovery of loans written off as losses	8	45,924	55,246
General and administrative expenses	24(c)	(449,646)	(417,944)
Tax expenses	24(d)	(65,935)	(56,075)
Other operating income (expenses)	24(e)	64,575	35,038
Other non-operating income	28(e)	(19)	26,792
Profit before income tax and social contribution		74,244	135,597
Current income tax and social contribution	20(b)	(35,474)	12,864
Deferred income tax and social contribution	20(b)	105,302	(11,060)
Profit for the period		144,072	137,401
Attributable to:			
Parent company of the bank		143,791	130,685
Non-controlling Interests		281	6,716
Basic and diluted earnings per share attributed to the Bank's shareholders (in reais)	23	0.2437	0.2244

The accompanying notes are an integral part of the interim consolidated Financial Statements.

BANCO BMG S.A.
CONSOLIDATED STATEMENT OF COMPREHENSIVE INCOME
THREE-MONTH PERIODS ENDED MARCH 31

All amounts in thousands of reais unless otherwise stated

(A free translation of the original in Portuguese)

	Note	2026	2025
Profit for the period		144,072	137,401
Other components of comprehensive income			
Items to be subsequently reclassified to profit or loss			
Changes in fair value through other comprehensive income - marketable securities		31,350	10,306
Deferred income tax and social contribution on other comprehensive income - marketable securities		(14,909)	(4,924)
Cash flow hedge		95,515	(13,127)
Deferred income tax and social contribution on other comprehensive income - cash flow hedge		(45,425)	6,243
Effects of the Sale of BMG Seguros	28(e)	0	(26,448)
Other comprehensive income		0	7,541
Change in other comprehensive income for the period	22 (b)	66,531	(20,409)
Total comprehensive income for the period		210,603	116,992
Attributable to			
Parent company of the bank		210,322	110,276
Non-controlling interests		281	6,716

The accompanying notes are an integral part of the interim consolidated Financial Statements.



BANCO BMG S.A.
CONSOLIDATED STATEMENT OF CHANGES IN EQUITY
THREE-MONTH PERIODS ENDED MARCH 31

All amounts in thousands of reais unless otherwise stated

(A free translation of the original in Portuguese)

	Capital	Capital reserves	Revenue reserve	Other comprehensive income (loss)	Treasury stock	Accumulated Profits or Losses	Total	Non-controlling interests	Total
On December 31, 2024	3,742,572	14,070	723,129	338,624	(11,101)	(452,494)	4,354,800	51,793	4,406,593
Profit for the period	0	0	0	0	0	130,685	130,685	6,716	137,401
Other comprehensive income	0	0	0	(20,409)	0	0	(20,409)	0	(20,409)
Total comprehensive income for the period	0	0	0	(20,409)	0	130,685	110,276	6,716	116,992
Changes in non-controlling interests	0	0	0	0	0	0	0	(14,202)	(14,202)
Treasury shares	0	(9,023)	(811)	0	10,567	0	733	0	733
Appropriation of profit for the period									
Transfer from reserves	0	0	114,888	0	0	(114,888)	0	0	0
Interest on capital (note 22(d))	0	0	(77,498)	0	0	0	(77,498)	0	(77,498)
Total transactions with stockholders	0	(9,023)	36,579	0	10,567	(114,888)	(76,765)	(14,202)	(90,967)
On March 31, 2025	3,742,572	5,047	759,708	318,215	(534)	(436,697)	4,388,311	44,307	4,432,618
On December 31, 2025	3,792,105	20,923	958,967	306,668	(9,723)	(433,713)	4,635,227	7,092	4,642,319
Profit for the period	0	0	0	0	0	143,791	143,791	281	144,072
Other comprehensive income	0	0	0	66,531	0	0	66,531	0	66,531
Total comprehensive income for the period	0	0	0	66,531	0	143,791	210,322	281	210,603
Capital Increase	214,000	0	(1,147)	0	0	0	212,853	0	212,853
Changes in non-controlling interests	0	0	0	0	0	0	0	0	0
Recognition of share-based payment plans	0	(15,168)	(6,794)	0	9,167	0	(12,795)	0	(12,795)
Appropriation of profit for the period									
Transfer from reserves	0	0	147,090	0	0	(147,090)	0	0	0
Interest on capital (note 22(d))	0	0	(64,815)	0	0	0	(64,815)	0	(64,815)
Total transactions with stockholders	214,000	(15,168)	74,334	0	9,167	(147,090)	135,243	0	135,243
On March 31, 2026	4,006,105	5,755	1,033,301	373,199	(556)	(437,012)	4,980,792	7,373	4,988,165

The accompanying notes are an integral part of the interim consolidated Financial Statements.

BANCO BMG S.A.
CONSOLIDATED STATEMENT OF CASH FLOWS
THREE-MONTH PERIODS ENDED MARCH 31

All amounts in thousands of reais unless otherwise stated

(A free translation of the original in Portuguese)

	2026	2025
Cash flows from operating activities		
Profit for the period attributable to controlling stockholders	143,791	130,685
Adjustment to profit attributable to the controlling stockholders		
Recognition of share-based payment plans	15,168	9,023
Provision for impairment of financial assets	432,084	511,741
Equity in the (earnings) loss of subsidiary and Controlled companies	(10,929)	(24,724)
Depreciation	12,795	9,002
Amortizations	39,977	35,258
Effects of exchange rate changes on assets and liabilities	25,065	(97,150)
Provisions for contingent liabilities	58,544	23,918
Deferred income tax and social contribution	(105,302)	11,060
Adjusted profit	611,193	608,813
Changes in working capital	(775,737)	(1,809,235)
(Increase) Decrease in assets		
Compulsory deposits in the Central Bank	(62,775)	(335,604)
Financial assets measured in fair value through profit or loss	296,348	(2,722,318)
Financial assets at fair value through other comprehensive income	520,413	(980,221)
Financial assets measured at amortized cost	(2,721,895)	121,271
Taxes and contributions recoverable	60,699	(148,172)
Deferred taxes and contributions	33,175	(91,029)
Available-for-sale non-current assets	(46,683)	(14,196)
Other assets	(360,918)	(115,747)
Judicial deposits	(19,044)	(18,732)
(Decrease) Increase in liabilities		
Financial liabilities at fair value through profit or loss	35,892	105,098
Financial liabilities at amortized cost	1,237,138	2,183,524
Current income tax and social contribution	(1,556)	220,056
Other liabilities/ provisions	253,469	(13,165)
Cash generated by operations	(164,544)	(1,200,422)
Income tax and social contribution paid	(81,523)	(206,406)
Net cash generated by operating activities	(246,067)	(1,406,828)
Cash flows from investing activities		
Acquisition of fixed assets	(6,095)	(2,412)
Sale of fixed assets	20	864
Sale of Investments	0	92,388
Acquisition of intangible assets	(67,967)	(52,826)
Net cash (used in) investing activities	(74,042)	38,014
Cash flows from financing activities		
Interest on share equity paid out	(87,700)	(49,165)
Capital Increase	214,000	-
(decrease) Increase in non-controlling interests in subsidiaries	282	(7,486)
Net cash generated (used in) by financing activities	126,582	(56,651)
Net increase in cash and cash equivalents	(193,527)	(1,425,465)
Cash and cash equivalents at the beginning of the period (note 5)	568,014	1,704,904
Cash and cash equivalents at the end of the period (note 5)	374,487	279,439
Net increase in cash and cash equivalents	(193,527)	(1,425,465)

The accompanying notes are an integral part of these interim consolidated Financial Statements.

BANCO BMG S.A
NOTES TO THE INTERIM CONSOLIDATED FINANCIAL STATEMENTS
ON MARCH 31, 2026 AND DECEMBER 31, 2025

All amounts in thousands of reais unless otherwise stated

(A free translation of the original in Portuguese)

1. Operations

Banco BMG S.A. (“Bank” or “Institution”) and its subsidiaries (together, “the Group” or “Consolidated”) is authorized to operate as a multiple service bank with commercial, credit, financing and investment portfolios. The benefit of the services provided between these companies and the costs of the operational and administrative structures are absorbed, in accordance with the practicability and reasonability of having them allocated to them, together and individually, and they are deemed adequate by the management of the institutions.

The Group is formed by the subsidiaries:

BMG Leasing S.A., BMG Bank Cayman Ltd., Banco Soluções Financeiras S.A., Banco BMG Consignado S.A., BMG S.A. Distribuidora de Títulos e Valores Mobiliários, CBFácil Corretora de Seguros e Negócios Ltda. e sua controlada ME Promotora de Vendas Ltda., BMG Soluções Eletrônicas Ltda., Help Franchising Participações Ltda., Bmg Estrutura Corporativa Ltda., BMG Segurança, BMG Participações em Seguradoras LTDA., BMG Seguradora S.A., Companhia Securitizadora de Créditos Financeiros Cartões Consignados, Companhia Securitizadora de Créditos Financeiros Cartões Consignados II, Bmg Middle Market Fundo de Investimento Em Direitos Creditórios, Romeu Fundo de Investimento em Cotas de Fundos de Investimento Multimercado, Retail Fundo De Investimento, R&C Franchising Intermediações Ltda. e Rara Intermediação de Negócios Ltda. . Detailed information on the subsidiaries is described in the consolidation note.

Banco BMG S.A. (“BMG” or “Bank”), incorporated as a Publicly Traded Company, controlled by the Pentagna Guimarães Family, and located at Avenida Presidente Juscelino Kubitschek, nº 1.830, São Paulo/SP, Brazil.

Pursuant to the AGM held on February 7, 2025, we hereby announce a change in the corporate name of the Company Banco Cifra S.A. to Banco BMG Soluções Financeiras S.A..

In December 2018, the Bank obtained its register as a public company with the Brazilian Securities and Exchange Commission (CVM).

The interim consolidated financial statements prepared under the IFRS were completed and approved by the Bank’s management on May 05, 2026.

2. Summary of significant accounting policies

The significant accounting policies applied in the preparation of these interim consolidated financial statements are set out below. These policies have been consistently applied to the years presented, unless otherwise stated.

2.1 Basis of preparation

These interim consolidated financial statements of Banco BMG S.A. and its subsidiaries were prepared taking into consideration the provisions in Resolution nº 4,818/20 of the National Monetary Council (“CMN”), which requires the preparation of consolidated annual financial statements in accordance with the International Financial Reporting Standards (“IFRS”), as issued by the International Accounting Standards Board (IASB), currently referred to by the IFRS Foundation as “IFRS accounting standards” (IFRS® Accounting Standards, including interpretations issued by the IFRS Interpretations Committee (IFRIC® Interpretations) or by its predecessor body, Standing Interpretations Committee (SIC® Interpretations) and show all relevant information specific to the interim financial statements, and only that information, which is consistent with that used by management in its management. The Bank also observes, for disclosures in interim periods, the international accounting standard IAS 34 – Interim Financial Reporting, issued by the International Accounting Standards Board (IASB).

For the purposes of disclosing these financial statements, the Group complies with the provisions of IAS 1 – Presentation of Financial Statements, presenting the balance sheet in order of liquidity and the segregation between current and non-current assets in an explanatory note.

The Financial statements have been prepared under the historical cost convention and adjusted to reflect financial assets and liabilities (including derivative financial instruments) measured at fair value, as required by IFRS 9, in accordance with the business model.

BANCO BMG S.A
NOTES TO THE INTERIM CONSOLIDATED FINANCIAL STATEMENTS
ON MARCH 31, 2026 AND DECEMBER 31, 2025

All amounts in thousands of reais unless otherwise stated

(A free translation of the original in Portuguese)

The preparation of interim consolidated Financial statements requires the use of certain critical accounting estimates. It also requires the management of the Group to exercise its judgment in the process of applying the accounting policies of the Group. The areas involving a higher degree of judgment or complexity, or areas where assumptions and estimates are significant to the interim consolidated financial statements, are disclosed in Note 3.

2.2 Consolidation

(a) Interim consolidated financial statements

The following accounting policies are applied in the preparation of the interim consolidated financial statements.

(i) Subsidiaries

Subsidiaries are all entities over which the Group has the control. The Group controls an entity when it is exposed to or is entitled to its variable returns arising from its involvement with the entity and has the ability to affect such returns. Subsidiaries are fully consolidated from the date on which control is transferred to the Group. They are deconsolidated on the date that control ceases.

The identifiable assets acquired and liabilities assumed for the acquisition of subsidiaries in a business combination are measured initially at their fair values on the date of the acquisition. The Group recognizes any non-controlling interest in the acquiree either at fair value or at the non-controlling interest's proportionate share of the fair value of the acquiree's net assets. The measurement of the non-controlling interest is determined upon each acquisition made. Acquisition-related costs are accounted for in profit or loss for the year as they are incurred.

The consolidated companies and their interests are presented below:

Investees	Country of incorporation	Activity	Interest (%)	
			2026	2025
BMG Leasing S.A.	Brazil	Leasing	99.99	99.99
BMG Bank Cayman Ltd.	Cayman Islands	Banking	100	100
Banco BMG Consignado S.A.	Brazil	Banking	100	100
Banco BMG Soluções Financeiras S.A.	Brazil	Banking	100	100
BMG S.A. Distribuidora de Títulos e Valores Mobiliários	Brazil	Securities distributor	100	100
R&C Franchising Intermediações Ltda.	Brazil	Business intermediation	100	100
Rara Intermediação de Negócios Ltda.	Brazil	Business intermediation	100	100
ME Promotora de Vendas Ltda.	Brazil	Business intermediation	80	80
BMG Soluções Eletrônicas S.A.	Brazil	E-commerce	99.38	99.38
Help Franchising Participações Ltda.	Brazil	Business intermediation	99.98	99.98
BMG Estrutura Corporativa Ltda. (*)	Brazil	Holding company	99.99	99.99
BMG Seguridade	Brazil	Insurance	100	100
BMG Participações em Seguradoras Ltda.	Brazil	Holding	100	100
BMG Seguradora S.A.	Brazil	Insurance	100	100
CBFácil Corretora de Seguros e Negócios Ltda.	Brazil	Business intermediation	99.99	99.99
Credit Rights Investment Fund				
Companhia Securitizadora de Créditos Financeiros Cartões Consignados			100	100
Companhia Securitizadora de Créditos Financeiros Cartões Consignados II			100	100
Bmg Middle Market Fundo de Investimento Em Direitos Creditórios			100	100
Vert Companhia Securitizadora de Créditos Financeiros			100	100
Investment Fund in Quotas of Multimarket Investment Funds				
Retail Fundo De Investimento Em Participações Multiestratégia			100	100
Romeu Fundo de Investimento em Cotas de Fundos de Investimento Multimercado			100	100

(*) On September 19, 2025, the corporate name of BMG Participações em Negócios Ltda. was changed to BMG Estrutura Corporativa Ltda.

Transactions, balances and unrealized gains on transactions between Group companies are eliminated. Unrealized losses are also eliminated, unless the transaction provides evidence of impairment of the asset transferred. The accounting policies of subsidiaries have been changed where necessary in order to ensure consistency with the policies adopted by the Group.

BANCO BMG S.A
NOTES TO THE INTERIM CONSOLIDATED FINANCIAL STATEMENTS
ON MARCH 31, 2026 AND DECEMBER 31, 2025

All amounts in thousands of reais unless otherwise stated

(A free translation of the original in Portuguese)

Investments, balance sheet account balances, and profit or loss from transactions between the Bank and its direct and indirect subsidiaries have been eliminated in the interim consolidated financial statements.

Income arising from assigned credit operations is recorded in the “Interest income and similar earnings” account in the statement of income and the financing cost is recorded in the “Interest cost and similar expenses” account.

Transactions with non-controlling stockholders

The Group treats transactions with non-controlling stockholders as transactions with equity owners of the Group. In purchases of non-controlling interests, the difference between any consideration paid and the share acquired of the carrying amount of the subsidiary’s net assets is recorded in equity. Gains or losses on disposals to non-controlling interests are also recorded directly in equity in the “Carrying value adjustment” account.

2.3 Segment reporting

In accordance with IFRS 8, an operating segment is a component of an entity that performs business activities from which revenue can be obtained and in which expenses can be incurred, whose profit or loss can be assessed by the entity’s main operational decision-maker, and in relation to which different financial information is available.

The main operational decision maker, responsible for the allocation of funds and the assessment of the performance of the operating segments, is the Executive Board together, which is also responsible for making the Group’s strategic decisions.

The management separate this information into three operating segments: Retail Banking, Wholesale Banking and Institutional/Treasury.

These operating segments are described below:

- Retail Banking: profit or loss of the Retail Banking segment arises from the offer of banking products and services to individuals.
- Wholesale Banking: profit or loss of the Wholesale Banking segment arises from the offer of banking products and services to legal entities.
- Institutional/Treasury: the segment’s result derives from the Treasury’s mandate over asset and liability management (ALM) and from corporate-level effects, including proprietary working capital and tax-related impacts not attributable to the management of the business units.

BANCO BMG S.A
NOTES TO THE INTERIM CONSOLIDATED FINANCIAL STATEMENTS
ON MARCH 31, 2026 AND DECEMBER 31, 2025

All amounts in thousands of reais unless otherwise stated

(A free translation of the original in Portuguese)

Profit or loss by operating segment is presented in the table below:

	2026					
	Retail Banking	Wholesale Banking	Institucional/ Treasury	Total BRGAAP (i)	IFRS adjustments	Consolidated under IFRS
Financial margin	995,322	(21,592)	37,048	1,010,778	(214,471)	796,307
Service revenue	69,376	17,462		86,838	(48,580)	38,258
Profit from financial intermediation	1,064,698	(4,130)	37,048	1,097,616	(263,051)	834,565
Expense of allowance for loan losses	(459,797)	26,335		(433,462)	1,378	(432,084)
Recovery of credits written off as losses	72,994	(17,025)		55,969	(10,045)	45,924
Financial gross income	677,895	5,180	37,048	720,123	(271,718)	448,405
Total expenses	(557,878)	(20,913)	(56,029)	(634,820)	249,749	(385,071)
Equity in the results of associates	7,210			7,210	3,720	10,930
Income (loss) from operations	127,227	(15,733)	(18,981)	92,513	(18,249)	74,264
Non-operating (loss)		1	(19)	(18)	(1)	(19)
Income tax and social contribution	(30,200)	48,563	44,816	63,179	6,649	69,828
Profit or loss	97,027	32,831	25,816	155,674	(11,601)	144,073

	2025					
	Retail Banking	Wholesale Banking	Institucional/ Treasury	Total BRGAAP (i)	IFRS adjustments	Consolidated under IFRS
Financial margin	919,106	43,858	45,503	1,008,467	(121,375)	887,092
Service revenue	33,456	27,433		60,889	(24,500)	36,389
Profit from financial intermediation	952,562	71,291	45,503	1,069,356	(145,875)	923,481
Expense of allowance for loan losses	(487,623)	(3,416)		(491,039)	(20,702)	(511,741)
Recovery of credits written off as losses	54,790	456		55,246		55,246
Gross finance result	519,729	68,331	45,503	633,563	(166,577)	466,986
Total expenses	(430,659)	(59,294)	(44,044)	(533,997)	151,091	(382,906)
Equity in the results of associates	11,197	1,103		12,300	12,424	24,724
Income (loss) from operations	100,267	10,140	1,459	111,866	(3,062)	108,804
Non-operating (loss)			345	345	26,448	26,793
Income tax and social contribution	4,974	7,643	19,680	32,297	(30,493)	1,804
Profit or loss	105,241	17,783	21,484	144,508	(7,107)	137,401

(i) Result calculated in accordance with the accounting practices adopted in Brazil, established by the Brazilian Companies Law and the Central Bank of Brazil (BACEN).

2.4 Foreign currency translation

(a) Functional and presentation currency

Items included in the financial statements of each of the Group's entities are measured using the currency of the primary economic environment in which the entity operates ("the functional currency"). The interim consolidated financial statements are presented in Brazilian *reais* (R\$), which is the Bank's functional currency and also the Group's presentation currency.

(b) Transactions and balances

Foreign currency transactions are translated into the functional currency using the exchange rates prevailing at the dates of the transactions, or of valuation where items are remeasured. Foreign exchange gains and losses resulting from the settlement of such transactions and from the translation at year-end exchange rates of monetary assets and liabilities denominated in foreign currencies are recognized in the statement of income.

Foreign exchange variations arising from the settlement of such transactions and from the translation of monetary assets and liabilities into foreign currency at the closing foreign exchange rates are recognized as gain or losses in profit or loss for the year in the "Other operating income and expenses" account.

2.5 Cash and equivalents

Cash and cash equivalents include cash in hand, bank deposits and short-term highly liquid money market investments, with maturities of 90 days or less on the date of acquisition, which are used by the Group to manage its short-term commitments, with immaterial risk of change in value.

BANCO BMG S.A
NOTES TO THE INTERIM CONSOLIDATED FINANCIAL STATEMENTS
ON MARCH 31, 2026 AND DECEMBER 31, 2025

All amounts in thousands of reais unless otherwise stated

(A free translation of the original in Portuguese)

2.6 Sales with repurchase commitment and purchases with resale commitment

The Group has purchase transactions with a commitment to resell ("resale commitment") and sale transactions with a commitment to repurchase ("repurchase commitment") financial assets. Resale commitments and repurchase commitments are booked under "Open market investments" and "Repurchase agreements," respectively

The amounts invested in transactions with resale commitment and the amounts raised in transactions with repurchase commitment are recorded initially in the balance sheet at the amounts received in advance or raised and they are cash subsequently recorded at amortized cost. The difference between the sale price and the repurchase price is treated as interest and it is recognized during the term of the agreement using the effective interest method. The interest accrued in transactions with resale commitment and the interest incurred in transactions with repurchase commitment is recorded in the "Interest income and similar earnings" and "Interest cost and similar expenses" accounts, respectively.

The financial assets accepted as guarantees in resale commitments can be used, when allowed by the terms of the agreements, as guarantees of repurchase commitments or they can be sold.

In Brazil, the control of the custody of financial assets is centralized and the ownership of the resale commitment and repurchase commitment is temporarily transferred to the buyer. We closely monitor the market value of the financial assets that back the transactions with repurchase commitment and we adjust the amount of the guarantee when appropriate.

The financial assets offered in guarantee to the counterparties are also maintained in the interim consolidated financial statements. When the counterparty is entitled to sell or use as guarantee the marketable securities offered in guarantee, these securities are reclassified in the balance sheet to an appropriate class of financial assets.

2.7 Financial assets and liabilities

2.7.1 Recognition and measurement

(a) Classification and measurement of financial assets

The Group started to apply IFRS 9 – Financial instruments and classify its financial assets in the following measurement categories:

- (i) Amortized cost;
- (ii) Fair value through other comprehensive income;
- (iii) Fair value through profit or loss.

The subsequent classification and measurement of financial assets will depend on the business model under which cash flows are managed and their characteristics – SPPI Test (Solely Payment of Principal and Interest Test).

The business model refers to how the Bank manages its financial assets to generate cash flows. The business model determines whether the cash flows result from the recognition of contractual cash flows, sale of assets or both. Financial assets can be managed for the purpose of: i) obtaining contractual cash; ii) obtaining contractual cash flows and sale; or iii) others.

The assessment of the business models takes into consideration the risks that affect the performance of the business model, how the business managers are compensated, and how the performance of the business model is assessed and reported to management. If cash flows are realized differently from expectations, the classification of the remaining financial assets maintained in this business model is not changed.

When the financial asset is maintained in the business models i) and ii), the application of the SPPI test is necessary.

SPPI Test: assessment of the cash flows generated by the financial instrument for the purpose of verifying whether they consist only of the payment of the principal and interest. To comply with this concept, cash flows must include only a consideration for the value of money in time and the credit risk.

BANCO BMG S.A
NOTES TO THE INTERIM CONSOLIDATED FINANCIAL STATEMENTS
ON MARCH 31, 2026 AND DECEMBER 31, 2025

All amounts in thousands of reais unless otherwise stated

(A free translation of the original in Portuguese)

If the contractual terms introduce an exposure to risks or volatility in cash flows, such as exposure to changes in the prices of equity instruments or commodity prices, the financial asset is classified as measured at fair value through profit or loss. Hybrid contracts must be assessed as a whole, including all the embedded characteristics. A hybrid contract that contains an embedded derivative is accounted for on a joint basis, that is, the entire instrument is measured at fair value through profit or loss.

(i) Amortized cost

The amortized cost is the amount for which the financial asset or liability is measured upon initial recognition, plus the adjustments made using the effective interest method, less the repayment of the principal and amortization of interest, adjusted for any provision for expected credit loss.

The assets measured at the amortized cost are managed to obtain the cash flows made up only of payments of the principal and interest (SPPI Test).

Assets are recognized initially at fair value plus transaction costs and they are subsequently measured at the amortized cost using the effective interest method.

Interest, including the amortization of premiums and discounts, are recognized in the consolidated statement of income in the "Interest income and similar earnings" account.

(ii) Financial assets at fair value through other comprehensive income

- Assets managed to obtain the cash flows made up only of payments of the principal and interest (SPPI Test) and for sale;

- Initially and subsequently recognized at fair value plus transaction costs; and

- Unrealized gains and losses (except for the expected credit loss, foreign exchange differences, dividends and interest income) are recognized, net of the applicable taxes, in the "Accumulated comprehensive income" account.

(iii) Financial assets at fair value through profit and loss and financial assets designated at fair value

- Assets that do not meet the classification criteria of the previous categories; or assets designated upon initial recognition as at fair value through profit or loss to reduce "accounting mismatches";

- Initially and subsequently recognized at fair value;

- Transaction costs are directly recorded in the Statement of income; and

- Gains and losses arising from changes in fair value are recognized in the "Net gain (loss) from investments in securities and derivatives" account.

The Group irrevocably designates financial assets at fair value through profit and loss upon initial recognition (fair value option) when the option significantly reduces or eliminates measurement or recognition inconsistencies that, otherwise, could result from the measurement of assets and liabilities or the recognition of gains and losses on these assets and liabilities on different bases.

Effective interest rate

The effective interest rate is the rate that discounts future estimated receipts or payments over the expected life of the financial asset or liability. For the calculation of the effective interest rate, cash flows are estimated taking into consideration all contractual terms of the financial instrument, but not the future credit loss. The calculation includes all commissions paid or received between the parties to the contract, the transaction costs and all other premiums or discounts. Interest income is calculated by applying the effective interest rate on the gross carrying amount of the financial asset.

In the case of financial assets with recovery problems, the adjusted effective interest rate is applied (considering the expected credit loss) at the amortized cost of the financial asset.

BANCO BMG S.A
NOTES TO THE INTERIM CONSOLIDATED FINANCIAL STATEMENTS
ON MARCH 31, 2026 AND DECEMBER 31, 2025

All amounts in thousands of reais unless otherwise stated

(A free translation of the original in Portuguese)

(iv) Financial liabilities at amortized cost

The financial assets that are not classified at fair value through profit or loss are classified in this category and, initially, they are recognized at fair value and, subsequently, they are measured at the amortized cost using the effective interest method. Interest cost is presented in the interim consolidated statement of income in “Interest cost and similar expenses”.

Borrowings or onlendings of financial assets represent the credit assignment obligations with or without co-obligation. The amounts are represented at the present value of future financial commitments, decapitalized at the original credit assignment rate.

(b) Hedging

The Group adopts hedge accounting and chose to adopt IFRS 9, continuing to apply the IAS 39 criteria, as allowed in the initial adoption.

In accordance with IAS 39, to qualify as accounting hedge, all the following conditions must be met:

- hedging relationship is at its inception formally designated and documented, together with entity’s risk management objective and strategy for undertaking the hedge.
- the hedge is expected to be highly effective in achieving offsetting changes in fair value or cash flows attributable to the hedged risk (consistently with the documentation) for this hedging relationship in particular.

IAS 39 then describes the rules for three types of hedging: fair value hedges, cash flow hedges and hedges of a net investment in a foreign operation. The bank does not have net investment hedge in operations abroad.

The fair values of the many derivative instruments used for hedging purposes are disclosed in Note 7. The full fair value of a hedging derivative is classified as a non-current asset or liability when the remaining period to maturity of the hedged item is more than 12 months, and as a current asset or liability when the remaining period to maturity of the hedged item is less than 12 months.

(i) Fair value hedge

For the derivative financial instruments that are designated and qualify as fair value hedge, the following practices apply:

- a) the gain or loss resulting from the new measurement of the hedging instrument at fair value should be recognized in profit or loss; and
- b) the gain or loss resulting from the hedged item attributable to the effective portion of the hedged item should adjust the carrying amount of the hedged item that will be recognized in profit or loss.

When the derivative expires or is sold, when the hedge no longer meets the criteria for hedge accounting or when the entity revokes the designation, the entity must prospectively discontinue the hedge accounting. Additionally, any adjustment to the carrying amount of the hedged item must be amortized in profit or loss.

(ii) Cash flow hedge

The effective portion of the changes in the fair value of the derivative financial instruments that are designated and qualified as a cash flow hedge is recognized in other comprehensive income in the “Carrying value adjustment” account. The gain or loss relating to the ineffective portion is immediately recognized in the statement of operations within “Interest and similar proceeds income and expenses”.

The amounts accumulated in other comprehensive income are realized in the statement of income in the periods when the hedged item affects profit or loss (for example, when the forecast sale that is hedged takes place). For the derivative financial instruments that are designated or qualify as cash flow hedge, the effective portion of the gains or losses on the derivative is directly recorded in other comprehensive income and reclassified to profit or loss in the same period or periods when the hedged transaction affects profit or loss. The portion of gains and losses on the derivative financial instruments that represent the ineffective portion or the components of the *hedge* excluded from the effectiveness analysis is recognized in profit or loss. The amounts originally recognized in the

BANCO BMG S.A
NOTES TO THE INTERIM CONSOLIDATED FINANCIAL STATEMENTS
ON MARCH 31, 2026 AND DECEMBER 31, 2025

All amounts in thousands of reais unless otherwise stated

(A free translation of the original in Portuguese)

accumulated comprehensive income and subsequently reclassified to profit, or loss are recognized in the corresponding income or cost line in which the related hedged item is reported.

When a hedging instrument expires or is sold, or when a hedge no longer meets the criteria for hedge accounting, any cumulative gain or loss existing in equity at that time remains in comprehensive income and is recognized in profit or loss when the transaction is recognized in the statement of income. When a transaction is no longer expected to occur, the accumulated gain or loss that was reported in other comprehensive income is immediately transferred to the statement of income within "Interest income and similar earnings" and "Interest cost and similar expenses".

(c) Modification of contractual cash flows

When the contractual cash flows of a financial asset are renegotiated or otherwise modified and this does not change substantially its terms and conditions, the Group does not write them off. However, the gross carrying amount of this financial asset is recalculated as the present value of the renegotiated or modified contractual cash flows, discounted by the original effective interest rate. Any costs or fees incurred adjust the modified carrying amount and are amortized over the remaining term of the financial asset. If, on one hand, the renegotiation or modification substantially changes the terms and conditions of the financial asset, the Group writes down the original asset and recognizes a new one. The date of the renegotiation is, consequently, considered as the date of initial recognition of the new asset for the purpose of calculating the expected credit loss, including determining significant increases in credit risk. The Group also assesses whether the new financial asset can be considered as originated or purchased with credit recovery problems, particularly when the renegotiation was motivated by financial difficulties of the debtor. Differences between the carrying amount of the original asset and the fair value of the new asset are immediately recognized in the Statement of income.

(d) Transfer of financial assets

Financial assets are derecognized when the rights to receive cash flows expire or when all risks and rewards of ownership are substantially transferred, and such transfer qualifies for derecognition in accordance with the requirements in IFRS 9. If it is not possible to identify the transfer of all risks and rewards, the control must be assessed to determine if the continuous involvement related to the transaction does not prevent the derecognition. If, during the assessment, the retention of risks and rewards is not characterized, the financial asset remains recorded, and a liability is recognized for the consideration received.

(e) Derecognition of financial assets

When there are no reasonable expectations of recovery of a financial asset, taking into consideration the historical curves, the financial asset is totally or partially derecognized together with the reversal of the provision for expected credit loss, with no effects on the Group's statement of income. The subsequent recoveries of the amounts previously derecognized are accounted for as income in the statement of income.

(f) Fair value

Fair value is the price that would be received for the sale of an asset or that would be paid for the transfer of a liability in an arm's length transaction between market participants on the measurement date.

(g) Equity instruments

An equity instrument is any contract that provides a residual participation in the assets of an entity, after the deduction of all of their liabilities, such as shares and quotas.

The Group subsequently measures all of its equity instruments at fair value through profit or loss, except when management chooses, upon initial recognition, to irrevocably designate an equity instrument as at fair value through other comprehensive income if it is maintained for a purpose other than to generate profit. When this choice is made, the gains and losses in the fair value of the instrument are recognized in Accumulated comprehensive income and are not subsequently reclassified to the statement of income, even upon sale. Dividends continue to be recognized in the statement of income when the Group's right is recognized.

Gains and losses in equity instruments measured at fair value through profit or loss are accounted for in the statement of income.

2.8 Financial lease operations (as lessor)

When the assets are the subject matter of a financial lease, the present value of the payments is recognized as a receivable in the consolidated balance sheet in the "Loan and lease operations" account.

The initial direct costs, when incurred by the Group, are included in the initial measurement of the lease receivables, reducing the amount of the income recognized over the term of the lease. These initial costs often include commissions and attorneys' fees.

The recognition of interest income reflects a constant return rate on the Group's net investment and takes place in the consolidated statement of income in the "Interest income and similar earnings" account.

2.9 Provision for impairment of financial assets

Expected credit loss

The Group assesses the expected credit loss associated with financial assets measured at amortized cost or fair value through other comprehensive income, with loan commitments and with financial guarantee contracts on a prospective basis. The provision for expected credit loss is recognized in the Statement of Income on a monthly basis.

Measurement of expected credit loss

- Financial assets: the loss is measured at the present value of the difference between the contractual cash flows and the cash flows the Bank expects to receive discounted at the effective rate charged;
- Loan commitments: the loss is measured at the present value of the difference between the contractual cash flows that would be due if the loan was contracted, and the cash flows the Bank expects to receive;
- Financial guarantees: the loss is measured by the difference between the payments expected to reimburse the counterparty and the amounts expected to be recovered by the Bank.

The expected loss estimation methodology considers the use of the following factors:

- Exposure to Default (EAD): is the value exposed to credit risk, using as reference the outstanding balance of the contracts and the possibility of using the approved limits;
- Default Probability (PD): it is defined as the probability of the counterparty not honoring its contractual payment obligations, using historical data and registration information of customers and contracts for estimation;
- Default Loss (LGD): is the percentage of exposure that is not expected to be recovered in case of default, using for estimation historical parameters of delay levels, guarantees of operations and coverage by credit insurance.

The Group assesses in every reporting period whether the credit risk significantly increased based on reasonable and sustainable information that is relevant and available without undue cost or effort, including qualitative, quantitative and prospective information. Prospective information is based on macroeconomic scenarios reassessed every year or whenever market conditions so require.

The Group classifies assets in three stages to measure the expected credit loss, in which the financial assets migrate from one stage to another in accordance with the changes in credit risk.

Stage 1: It is understood that a financial instrument in this stage does not present a significant increase in the risk from its initial recognition. The provision for this asset represents the expected loss resulting from possible non-compliance in the next 12 months;

Stage 2: If a significant increase in the risk is identified from the initial recognition, and no deterioration is realized, the financial instrument falls within this stage. In this case, the amount related to the provision for expected loss

due default reflects the estimated loss of the financial instrument remaining life. To assess the significant increase in credit risk, quantitative measurement indicators used in regular credit risk management will be used, as well as other qualitative variables, such as the indication of a non-deteriorated operation is it is considered refinanced or operations included in a special agreement, and;

Stage 3: A financial instrument is registered in this stage when it shows indications of clear impairment arising from one or more past event that already materialized in a loss. In this case, the amount related to the provision for losses reflects the expected losses arising from the credit risk in the expected financial instrument remaining life.

Change of stage

An asset will migrate from one stage to another as the credit risk increases. If, in a subsequent period, the quality of a financial asset improves or the significant increase in the credit risk that was previously identified reverses, the financial asset may return to the stage 1, unless it is a financial asset originated or acquired with credit recovery problems.

Domestic and foreign government bonds are considered financial assets with low credit risk and, therefore, they remain in stage 1, in accordance with a study carried out by the Group.

The Group assesses whether the credit risk significantly increased on an individual or collective basis. For the purpose of a collective assessment, financial assets are grouped based on credit risk characteristics shared, taking into consideration the type of instrument, credit risk ratings, the initial recognition date, the remaining term, industry, geographic position of the counterparty among other relevant factors.

2.10 Available for sale non-current assets

In conformity with IFRS 5, assets whose carrying amount can be recovered, particularly by means of a sales transaction instead of the continuous use, were recorded in this category.

They are composed of real estate properties, machinery and equipment and vehicles not used in operations, which were acquired or received as payment in kind.

These assets are sold when they are received as payment in kind. However, those whose negotiation may reveal to be difficult are periodically assessed for impairment based on a technical report. Additionally, investments that are available for immediate sale and whose disposal is highly probable, are classified as held for sale, and measured at the lower of the net book value and the fair value of the asset.

2.11 Intangible assets

Goodwill

Goodwill represents the excess of the cost of an acquisition over the net fair value of the assets and liabilities of the acquired subsidiary. Goodwill on acquisitions of subsidiaries is recorded as "Intangible assets" in the consolidated financial statements. If negative goodwill is determined, the amount is recorded as a gain in the statement of income on the date of acquisition. Goodwill is tested annually for impairment and carried at cost less accumulated impairment losses. Impairment losses on goodwill are not reversed. Gains and losses on the disposal of an entity include the carrying amount of goodwill relating to the entity sold.

The goodwill is allocated to the Cash Generating Units ("UGC") for the purposes of impairment testing. The goodwill is allocated to the Cash Generating Units or to the groups of Cash Generating Units, which may benefit from the business combination from which the goodwill originated and they are identified in accordance with the operating segment.

2.12 Property and equipment

Property and equipment are stated at historical cost less accumulated depreciation. Historical cost includes expenditures that are directly attributable to the acquisition of the items

BANCO BMG S.A
NOTES TO THE INTERIM CONSOLIDATED FINANCIAL STATEMENTS
ON MARCH 31, 2026 AND DECEMBER 31, 2025

All amounts in thousands of reais unless otherwise stated

(A free translation of the original in Portuguese)

Subsequent costs are included in the asset's carrying amount or recognized as a separate asset, as appropriate, only when it is probable that future economic benefits associated with the item will flow to the Company and the costs can be reliably measured. All other repair and maintenance costs are charged to expenses as incurred.

Land is not depreciated. Depreciation of other assets is calculated using the straight-line method as follows:

	Years
Buildings	Between 20 and 25
Security system	Between 18 and 20
Installations	Between 8 and 10
Furniture and equipment in use	Between 8 and 10
Communication system	Between 8 and 10
Vehicles	Between 3 and 5
Data processing system	Between 3 and 5

An asset's carrying amount is written down immediately to its recoverable amount if the asset's carrying amount is greater than its estimated recoverable amount (Note 2.13).

The gains and losses on disposals are determined based on the comparison of results with the carrying amount and they are recognized in the "General and administrative expenses" account.

2.13 Provision for impairment of financial assets

Non-financial assets are reviewed for impairment at the balance sheet date or whenever events or changes in circumstances indicate that the carrying amount may not be recoverable.

An impairment loss is recognized by the excess of the asset's carrying amount over its recoverable amount. The recoverable amount is the highest of an asset's fair value less costs to sell and its value in use. For the purpose of assessing the provision for impairment, assets are grouped at the lowest levels for which there are separately identifiable cash flows (Cash-Generating Units ("UGCs")). The non-financial assets for which a provision for impairment was recognized, except goodwill, are reviewed for an analysis of a possible reversal of the provision for impairment on the date of the presentation of the financial statements.

2.14 Provisions

Provisions for judicial actions (labor, civil and tax) are recognized when the Group has a present or constructive obligation as a result of past events, it is probable that an outflow of resources will be required to settle the obligation, and the amount can be reliably estimated.

When there are a number of similar obligations, the probability of settling them is determined by considering the class of obligations as a whole. A provision is recognized even if the likelihood of settlement related to any one item included in the same class of obligations is small.

These judicial actions are assessed based on the best estimates of management, taking into consideration the opinion of legal advisors when it is likely that financial resources will be required to settle the obligations and that the amount of the obligations can be reliably estimated.

2.15 Current and deferred income tax and social contribution

The provision for current taxes is constituted at the rate of 15% on the calculated profit plus an additional 10% on that which exceeds R\$20/month, for income tax, 20% for Social Contribution on Net Profit "CSLL" according to Constitutional Amendment No. 103 of November 12, 2019 from January 2022 to July 2022 and, 21% between August 1 and December 31, 2022 according to Law No. 14,446/22.

The deferred income tax and social contribution are represented by the tax credits and deferred tax liabilities obtained by the differences between the accounting calculation basis and the tax calculation basis, in accordance with the tax rules and legislation, at the tax rates in effect on the date they are created.

The tax credit arising from tax loss carryforwards is only recognized if there is sufficient future taxable income for its offset.

2.16 Profit sharing

The Group recognizes a liability and an expense for profit sharing based on a methodology that takes into consideration the profit attributable to the Group's stockholders after certain adjustments. The Group recognizes a provision where contractually obliged or where there is a past practice that has created a constructive obligation.

2.17 Share Capital

The share capital is composed of common and preferred shares, nominative and with no par value (Note 22 (a)).

2.18 Revenue recognition

The most significant criteria used by the Group to recognize its income and costs are summarized below:

(a) Interest income, interest cost and similar earnings and expenses

Interest income, interest expenses and similar earnings and expenses are recognized using the effective interest method. For the loan operations in which the payment of principal and interest is overdue for 60 days or more, interest income will no longer be recognized.

(b) Commissions, fees and similar items

Income and costs from fees and commissions are recognized in the consolidated statement of income, as part of the effective interest rate, using criteria that vary in accordance with their nature. The main criteria are as follows:

- Income and costs from fees and commissions, related to financial assets and liabilities measured at fair value in profit or loss are recognized when they are incurred.
- Income and costs resulting from transactions or services carried out over a long period of time are recognized over the life of these transactions or services using the straight-line method.
- Income and costs related to services provided in a single act are recognized upon the performance of this single act.

(c) Non-financial income and expenses

They are recognized for accounting purposes on the accrual basis.

(d) Deferred charges and payments

They are recognized for accounting purposes at the amount resulting from the discount of expected cash flows at market rates.

2.19 Earnings per share

Earnings per share are calculated by the division of profit attributed to the Group's controlling stockholders by the weighted average number of common and preferred shares outstanding every year. The weighted average number of shares is calculated based on the periods in which the shares were outstanding.

2.20 Distribution of dividends and interest on capital

The distribution of dividends and interest on capital to the Group's stockholders is recognized as a liability in the Group's Financial statements at the semester, or when declared, based on the Group's By-Laws, calculated based on profit or loss determined in accordance with the accounting practices adopted in Brazil applicable to financial institutions authorized to operate by the Central Bank of Brazil. Any amount that exceeds the minimum required is only provided on the date it is approved by the stockholders at the General Stockholders' Meeting.

The tax benefit from interest on capital is recognized in the statement of income.

3. Critical accounting estimates and judgments

Estimates and judgments are continually reassessed and are based on historical experience and other factors, including expectations of future events that are believed to be reasonable under the circumstances.

Based on assumptions, the Group makes estimates concerning the future. The resulting accounting estimates will, by definition, seldom equal the related actual results. The estimates and assumptions that have a significant risk of causing a material adjustment to the carrying amounts of assets and liabilities within the next year are described below. The estimates and assumptions that have a significant risk of causing a material adjustment to the carrying amounts of assets and liabilities within the next year are described below.

These estimates are based on current expectations and on estimated projections of future events and trends that may affect the consolidated financial statements. The main assumptions that can affect these estimates, in addition to those previously mentioned, are related to the following factors: The main assumptions that can affect these estimates, in addition to those previously mentioned, are related to the following factors:

- Variation in the amounts deposited, in client base and in borrowers' default rates.
- Changes in interest rates.
- Changes in inflation rates.
- Government regulations and tax issues.
- Adverse legal proceedings or disputes.
- Credit, market and other risks arising from credit and investment activities.
- Changes in the market values of Brazilian securities, especially Brazilian government bonds.
- Changes in regional, national and international business and economic conditions.

(a) Measurement of the provision for impairment of financial assets in "Financial Assets Measured at Amortized Cost"

Assets classified in the financial assets measured at amortized cost category are stated at amortized cost and adjusted by the effective interest rate.

On the base date of the financial statements, the Group must assess the losses inherent to the financial assets measured at the amortized cost. The determination of impairment losses on loans and receivables requires a high level of judgment that involves different evaluation criteria, such as an analysis of the specific characteristics of each loan and receivable portfolio, the existing guarantees and the risk of the operations.

The Group uses internal models to analyze the portfolios of loans and receivables and determine the required provision for losses in accordance with Note 2.9. These models use statistical factors of historical losses observable from a time window that is sufficient to capture seasonal effects and remove the effects of unusual market conditions for groups of loans with similar risk characteristics.

(b) Provision, Contingent Liabilities and Contingent Assets

The group periodically reviews its contingencies. These contingencies are assessed based on the best estimates of management, taking into consideration the opinion of legal advisors when it is likely that financial resources will be required to settle the obligations and that the amount of the obligations can be reliably estimated. For the contingencies classified as "Probable", provisions are recognized in the Balance Sheet in the "Provisions" account, as described in Note 19.

The amounts of contingencies are measured using models and criteria that allow their proper measurement despite the uncertainty that is inherent to terms and amounts.

(c) Deferred income tax and social contribution

Deferred tax assets are recognized only in relation to temporary differences to the extent that it is probable that the Group will have future taxable income against which deferred tax assets can be used. Other deferred tax assets (tax credits and tax loss carryforwards) are recognized only when it is probable that the Group will have

sufficient future taxable profits against which such credits can be used. In accordance with current regulation, the expected realization of the Group's tax assets is based on the projection of future revenue and technical studies.

(d) Impairment of Goodwill

The review of the impairment allowance reflects the Group's best estimate of future cash flows from Cash Generating Units (CGUs), with the identification of CGUs and the estimation of their fair value minus selling costs and/or value in use. These flows are subject to market conditions and uncertain factors, as follows:

- Projected cash flows for the periods of available forecasts and long-term assumptions of these flows;
- Discount rates as they generally reflect financial and economic variables, such as the risk-free interest rate and a risk premium.

CGUs or CGU groups are identified at the lowest level at which goodwill is monitored for internal administration purposes. Goodwill is allocated to cash flow generating units for the purpose of the impairment test.

(e) Share basis payment

The Bank has a specific Compensation Plan for its Directors, which includes guidelines for the payment of fixed and variable compensation in line with the Bank's risk management policy. The amount of fixed compensation is approved annually at the General Meeting. The right to variable compensation is subject to the achievement of the Consolidated strategic objectives, individual goals and targets for the areas of activity of the Directors.

At an extraordinary general meeting held on April 3, 2020, the Bank implemented a Long-Term Incentive Plan, the purpose of which is to allow directors and certain employees of the Bmg Group designated by the Bank's Compensation and Personnel Committee and approved by the Board of Directors (collectively, "Employees") to receive preferred shares issued by the Bank as a long-term incentive that will make up their respective variable compensation.

4. Financial risk management

The Group's activities expose it to several financial risks: market risk (including currency risk, fair value and cash flow interest rate risk), credit risk and liquidity risk. The Group's overall risk management program focuses on the unpredictability of financial markets and seeks to minimize potential adverse effects on the Group's financial performance. The Group uses derivative financial instruments to hedge certain risk exposures.

Risk management is carried out by a specific office of the Group in accordance with the policies approved by the Board of Directors. The Group's Risk department identifies, assesses and protects the Group against any financial risks in co-operation with the Group's operating units. The Board of Directors establishes written principles for overall risk management, as well as for specific areas, such as foreign exchange risk, interest rate risk, credit risk, the use of derivative and non-derivative financial instruments, and investment of cash surplus, and these principles are monitored through reviews of the Asset and Liability Committee ("ALCO").

4.1 Credit and socioenvironmental risk

The Group is exposed to credit risk, which is the risk that arises when a counterparty causes a financial loss by failing to settle an obligation. Significant changes in the economy or in the financial health of a particular economic activity segment that represents a concentration in the portfolio held by the Group may result in losses that differ from those for which a provision is recognized at the balance sheet date. Therefore, management carefully controls the exposure to credit risk.

Exposures to this type of risk mainly arise from direct loan operations, indirect loan operations (onlendings with the intermediation of financial agents) and other financial instruments. There is also the credit risk in connection with financial agreements that are not recorded in the balance sheet, such as loan commitments. Credit risk control and management are carried out by the Risk Department.

Banco Bmg's Socio-environmental Responsibility policy, which follows the provisions of CMN Resolution No. 4,945/21, institutes guidelines and consolidates socio-environmental practices in business and in customer relations. The policy establishes prohibited segments, for which we do not grant credit, and restricted sectors, for

BANCO BMG S.A
NOTES TO THE INTERIM CONSOLIDATED FINANCIAL STATEMENTS
ON MARCH 31, 2026 AND DECEMBER 31, 2025

All amounts in thousands of reais unless otherwise stated

(A free translation of the original in Portuguese)

which the social and environmental risk analysis is more detailed and rigorous. It also determines practices, which include risk management and socio-environmental impact analyses for the purpose of credit and supplier management, conducted through the analysis of socio-environmental practices. In this case, socio-environmental risk is analyzed in order to mitigate operational risk, capital risk, credit risk and reputational risk.

4.1.1 Maximum exposure to credit risk

The table below presents the maximum exposure to credit risk, without considering the guarantees received or other credit improvements.

	2026	2025
Cash and deposits on demand	374,487	517,839
Money market		50,174
Compulsory deposits in the Central Bank	936,551	873,776
Financial assets stated at fair value through other comprehensive income – marketable securities	7,721,200	8,148,634
At fair value through profit or loss	3,763,445	4,059,793
At fair value through profit or loss - Derivative financial instruments	67,740	54,342
Financial assets measured at amortized cost (except Compulsory deposits in the Central Bank and Money market)	29,180,555	26,915,809
Off-balance	5,699,391	5,506,292
Guarantees and sureties	351,378	351,378
Credits to be released	5,348,013	5,154,914
Total maximum exposure to credit risk	47,743,369	46,126,659

For assets recorded in the balance sheet, the exposures described are based on net carrying amounts. This analysis includes only the financial assets that are subject to credit risk, and non-financial assets are not included.

As shown in the table above, the most significant exposure arises from loans and receivables and available-for-sale financial assets.

The credit risk limits are determined based on internal or external classifications in accordance with the limits determined by the Board of Directors. The use of the credit limits is regularly monitored. See Note 4.1.4 for further disclosure on credit risk.

4.1.2 Risk limit control and mitigation policies

The Group manages, limits and controls credit risk concentrations whenever they are identified, particularly for counterparties and individual groups. Management structures the risk levels it assumes, establishing limits on the acceptable risk extent related to a specific debtor and groups of debtors. These risks are monitored on a rotating basis and are subject to annual or more frequent reviews, when necessary, and are approved by the proper authorities that are determined by the Corporate Credit Committee. The payroll loan credit card is a large volume mass-market product with low average ticket, which reduces the credit concentration risk.

Credit risk exposure is also managed by the regular analysis of actual and potential borrowers with regard to the payments of the principal amount and interest and of the changes of limits when appropriate.

One of the ways to mitigate credit risk is to take guarantees on the release of funds. The Group implements guidelines on the acceptance of specific classes of guarantees or mitigation of credit risk. The main types of guarantees for loan operations are:

- Trust receipt;
- Pledge;
- Mortgage;
- Promissory note;
- Letter of guarantee.

The internal classification tool helps the Group determine the objective evidence of the provision for impairment in accordance with IFRS 9, based on the criteria described in Note 2.9.

BANCO BMG S.A
NOTES TO THE INTERIM CONSOLIDATED FINANCIAL STATEMENTS
ON MARCH 31, 2026 AND DECEMBER 31, 2025

All amounts in thousands of reais unless otherwise stated

(A free translation of the original in Portuguese)

4.1.3 Quality of financial assets

The quality of the Group's financial assets, which are assessed on an individual basis, is measured in accordance with the internal risk classification and is presented as follows:

	2026		
	Internal risk classification		
	Low	Medium	High
Cash and deposits on demand	374,487	-	-
Compulsory deposits in the Central Bank	936,551	-	-
Financial Assets Measured at Amortized Cost - Credit Operations	21,722,471	1,064,393	1,454,480
Financial assets stated at fair value through other comprehensive income – marketable securities	7,721,200	-	-
At fair value through profit or loss	3,763,445	-	-
At amortized cost - Marketable securities	5,564,209	-	-
Derivative financial instruments	67,740	-	-

	2025		
	Internal risk classification		
	Low	Medium	High
Cash and deposits on demand	517,839	-	-
Money market	50,174	-	-
Compulsory deposits in the Central Bank	873,776	-	-
Financial Assets Measured at Amortized Cost - Credit Operations	20,739,417	1,199,501	1,399,934
Financial assets stated at fair value through other comprehensive income – marketable securities	8,148,634	-	-
At fair value through profit or loss	4,059,793	-	-
At amortized cost - Marketable securities	4,372,250	-	-
Derivative financial instruments	54,342	-	-

4.1.4 Concentration of risks

The individual risk limits in loan operations are determined in specific operational regulations.

These limits are frequently monitored and, in the event of departure from the limit, the officer responsible for risk management will be immediately communicated and will have to develop and manage the performance of an action plan for correction and adjustment.

The high volume of operations carried out by the Institution requires a complex structure of technological environment to process these transactions and internal controls.

4.2 Market risk

Market risk is defined as the possibility of losses resulting from the variation of market prices and rates due to the mismatching of terms, currencies and indexes in the positions held by the Group. Operations classified as market risk sources are those subject to changes in foreign exchange rates, interest rates and commodity prices. The portfolios

of held-for-trading investments include all the securities owned by the investment funds, the daily changes in which are regularly monitored.

Financial instruments that are not designated for trading basically correspond to Marketable securities. This portfolio includes interest rate, price index and foreign exchange risks. The measurement techniques used to measure and control the market risk are described below:

Market risk measurement techniques

Value at Risk (“VaR”)

VaR is an estimate based on potential loss statistics for the current investment portfolio arising from adverse changes in market conditions. It expresses the “maximum” amount that the Group can lose at a certain confidence

BANCO BMG S.A
NOTES TO THE INTERIM CONSOLIDATED FINANCIAL STATEMENTS
ON MARCH 31, 2026 AND DECEMBER 31, 2025

All amounts in thousands of reais unless otherwise stated

(A free translation of the original in Portuguese)

level (99%). There is, therefore, a one percent (1%) probability that actual losses are higher than the VaR estimate. This model presumes a holding period for all positions (10 days). In addition, it also presumes that changes during such period will maintain a pattern similar to the changes that occurred in previous ten-day holding periods. The VaR is used to measure the risk of banking portfolio financial operations that are subject to changes in fixed interest rates denominated in Brazilian reais and in the Long-Term Interest Rate (TJLP), changes in price indexes denominated in the Broad Consumer Price Index (IPCA) and the General Market Price Index (IGP-M), and the foreign exchange variation. These limits are daily monitored by the Risk Department.

Stress test

As in the management of market risk exposure, financial instruments are segregated into trading and banking portfolios according to best market practices and to the operation classification and capital management criteria of Basel III New Standardized Approach of Bacen. The banking portfolio consists of commercial and structural operations arising from the different business lines of the Group and their hedges. Therefore, the entire portfolio of the Group to be analyzed regarding market risk is classified as banking.

The summarized table below shows the effects of price variations in the projected scenarios and does not necessarily reflect the current position, in view of the market dynamics and the Group's activities.

Stress tests provide an indication of the potential volume of losses that might arise from extreme market situations. The stress tests for the banking portfolio are conducted by the Risk Department.

Banking portfolio

Risk factors	Definition	2026		
		Scenario 1	Scenario 2	Scenario 3
Foreign currency	Exposures subject to foreign exchange variation	(1,643)	(4,108)	(8,216)
Interest rates in reais	Exposures subject to changes in fixed interest rates	(73,039)	(182,597)	(365,194)
Foreign exchange coupon	Exposures subject to changes in foreign exchange coupon rates	3,531	8,827	17,655
IPCA / IGP-M	Exposures subject to changes in price index coupon rates	15,549	38,874	77,747
TR	Exposures subject to changes in price of Referential rate	(9,070)	(22,674)	(45,349)
Total		(64,672)	(161,678)	(323,357)

Risk factors	Definition	2025		
		Scenario 1	Scenario 2	Scenario 3
Foreign currency	Exposures subject to foreign exchange variation	274	684	1,369
Interest rates in reais	Exposures subject to changes in fixed interest rates	(86,228)	(215,571)	(431,142)
Foreign exchange coupon	Exposures subject to changes in foreign exchange coupon rates	6,826	17,066	34,131
IPCA / IGP-M	Exposures subject to changes in price index coupon rates	19,778	49,444	98,888
TR	Exposures subject to changes in price of Referential rate	(9,685)	(24,214)	(48,427)
Total		(69,035)	(172,591)	(345,181)

The Group's financial instruments are classified as banking portfolio and they comprise loan operations, instruments for the raising of financial resources to be used to finance the loan portfolio, financial assets – FVOCI marketable securities and derivative financial instruments to be used to hedge other operations classified in this portfolio (asset or liability).

The risk factors identified are as follows:

- Interest curve – loss arising from price variations due to variations in Brazilian real-denominated fixed interest rates;
- Foreign exchange coupon – loss arising from price variations due to variations in the domestic interest rate for operations indexed to foreign exchange variation;
- Foreign exchange – loss arising from price variations due to variations in any currency.
- IPCA/IGP-M: loss arising from price index variations.

Assumptions for the risk factors

BANCO BMG S.A
NOTES TO THE INTERIM CONSOLIDATED FINANCIAL STATEMENTS
ON MARCH 31, 2026 AND DECEMBER 31, 2025

All amounts in thousands of reais unless otherwise stated

(A free translation of the original in Portuguese)

Scenario	Interest curve (fixed) and foreign exchange coupon curve	Foreign exchange
1	Parallel shift of + 100 basis points	10% increase
2	Parallel shift of + 250 basis points	25% increase
3	Parallel shift of + 500 basis points	50% increase

- Scenario 1 represents a parallel shock of 100 basis points (+1%) in the interest and foreign exchange coupon curves plus a 10% shock in foreign exchange rates.
- Scenario 2 represents a parallel shock of 250 basis points (+2.5%) in the interest and foreign exchange coupon curves plus a 25% shock in foreign exchange rates.
- Scenario 3 represents a parallel shock of 500 basis points (+5%) in the interest and foreign exchange coupon curves plus a 50% shock in foreign exchange rates.

4.3 Foreign exchange risk

The Group operates internationally and is exposed to foreign exchange risk arising from the exposure of some currencies, primarily with respect to the U.S. dollar. Foreign exchange risk arises from future commercial transactions, recognized assets and liabilities and net investments in foreign operations.

Management established a policy that requires the Group companies to manage their foreign exchange risk. The Group companies whose operations are exposed to foreign exchange risk are required to hedge their foreign exchange risk exposure through *swap* operations carried out under the guidance of the Group' Treasury. Foreign exchange risk arises when future commercial transactions or recognized assets or liabilities are denominated in a currency that is different from the entity's functional currency.

Concentrations of currency risk—financial instruments recorded in the balance sheet

	2026	2025
Assets		
Investments in foreign currency (U.S. dollar)	282,005	430,664
Total financial assets	282,005	430,664
Liabilities		
Loan abroad (U.S. dollar)	(1,490,193)	(1,635,072)
Total financial liabilities	(1,490,193)	(1,635,072)
Total derivatives – Assets (U.S. dollar)	11,824	18,869
Total derivatives – Liabilities (U.S. dollar)	(132,694)	(74,025)
Net financial position recorded in the balance sheet	(120,870)	(55,156)

4.4 Cash flow or fair value risk associated with interest rate

The Group's interest rate risk arises mainly from funding via time deposits, interbank deposits and credit lines (FINAME) from the National Bank for Economic and Social Development (BNDES). Funds raised at variable rates expose the Group to cash flow interest rate risk. Meanwhile, funds raised at fixed rates (especially subordinated debts and short-term notes) expose the Group to the fair value interest rate risk. In 2026 and 2025, the Group's variable rate loans were mainly maintained in Brazilian reais and us dolar.

The Group analyzes its interest rate exposure on a dynamic basis. Various scenarios are simulated taking into consideration refinancing, renewal of existing positions and financing. Based on these scenarios, the Group calculates the impact on the result of a defined interest rate shift. For each simulation, the same interest rate shift is used for all the currencies. The scenarios are run only for the liabilities that represent the major interest-bearing positions.

Based on the various scenarios, the Group manages its cash flow interest rate risk by using floating-to-fixed interest rate swaps. Such interest rate swaps have the economic effect of converting borrowings from floating rates to fixed rates. The fixed rates that result from this swap operation are lower than those available if the Group borrowed at fixed rates directly.

BANCO BMG S.A.
NOTES TO THE INTERIM CONSOLIDATED FINANCIAL STATEMENTS
ON MARCH 31, 2026 AND DECEMBER 31, 2025

All amounts in thousands of reais unless otherwise stated

(A free translation of the original in Portuguese)

The table below summarizes the Group's exposure to interest rate risk and includes financial instruments at their carrying amounts, categorized by the earliest contractual amendment or maturity dates.

	2026			
	Up to 90 days	From 91 to 360 days	Over 360 days	Total
Open market investments	0	0	0	0
Compulsory deposits in the Central Bank	936,551	0	0	936,551
At fair value through profit or loss - Derivative financial instruments (Note 7)	32,373	5,097	30,270	67,740
Financial assets stated at fair value through other comprehensive income – marketable securities (Note 6)	894,692	3,632,010	3,194,498	7,721,200
Financial assets measured at amortized cost (Note 6)	5,531,465	7,920,647	15,728,443	29,180,555
At fair value through profit or loss (Note 6)	0	0	3,763,445	3,763,445
Total financial assets	7,395,081	11,557,754	22,716,656	41,669,491
Financial liabilities measured at amortized cost (Note 12)	13,316,610	8,322,324	21,127,372	42,766,306
Derivative financial instruments (Note 7)	86,193	36,576	10,279	133,048
Total financial liabilities	13,402,803	8,358,900	21,137,651	42,899,354

	2025			
	Up to 90 days	From 91 to 360 days	Over 360 days	Total
Money market (Note 5)	50,174	0	0	50,174
Compulsory deposits in the Central Bank	873,776	0	0	873,776
At fair value through profit or loss - Derivative financial instruments (Note 7)	22,745	23,669	7,928	54,342
Financial assets stated at fair value through other comprehensive income – marketable securities (Note 6)	1,790,716	3,297,154	3,060,763	8,148,633
Financial assets measured at amortized cost (Note 6)	5,516,635	5,989,238	15,409,935	26,915,808
At fair value through profit or loss (Note 6)	0	0	4,059,793	4,059,793
Total financial assets	8,254,046	9,310,061	22,538,419	40,102,526
Financial liabilities measured at amortized cost (Note 12)	12,061,861	8,140,166	21,327,140	41,529,167
Derivative financial instruments (Note 7)	42,418	26,533	14,808	83,759
Total financial liabilities	12,104,279	8,166,699	21,341,948	41,612,926

Financial exposure of derivative financial instruments

	2026		2025	
	Assets	Liabilities	Assets	Liabilities
Risk factors				
Fixed rate	1,380,424	3,961,780	1,206,183	2,174,332
Foreign currency	2,768,290	1,457,321	2,051,898	1,226,260
IPCA	952,380	8,549	-	-
Others	333,480	56,307	47,407	-
Total	5,434,574	5,483,957	3,305,488	3,400,592

4.5 Liquidity risk

Liquidity risk is the possibility that the Group will not have sufficient financial resources to meet its obligations due to the mismatch between payments and receipts, taking into consideration the different currencies and the settlement terms of their rights and obligations.

Liquidity risk management process

Liquidity Risk Management is carried out on a daily basis by the Risk Department through an internal system. The Group's Liquidity Risk Policy sets forth limits (liquidity buffer), which are monitored by ALCO, and, if they are extrapolated, the responsible Committee must be informed. For the decision-making processes, reports, such as cash flow, cash projection for the next six months and effective cash versus limits established and made available by Treasury, are prepared.

Funding approach

The main objective of the Group's Treasury is to provide liquidity to ensure that its financial obligations will be met, ensuring the business sustainability through funding at competitive rates and the diversification of its refinancing

sources by counterparty, currency, product and term. In addition, it is aimed at mitigating financial risks through the follow-up and monitoring of the risks inherent to the business, such as market risk and liquidity risk.

4.6 Capital management

The objectives of the Group when managing capital are to safeguard the Group's ability to continue as a going concern in order to provide returns for stockholders and benefits for other stakeholders and to maintain an optimal capital structure to reduce the cost of capital.

In order to maintain or adjust the capital structure, the Group can make adjustments to the amount of dividends paid to stockholders, issue new shares or sell assets to reduce, for example, debt.

In accordance with CMN Resolution No. 4,557/17 and subsequent regulations, financial institutions are obliged to maintain equity compatible with the degree of risk of their assets, weighted by factors that vary from 0% to 1,250% and a minimum index of equity in relation to assets weighted by risk of 8% plus the respective portions of Additional Principal Capital and Countercyclical.

In addition, equity used for calculating the Regulatory capital is the equity calculated according to the accounting practices applicable to institutions authorized to operate by the Central Bank of Brazil (Bacen) and not to IFRS.

The Basel ratio and regulatory capital calculated to meet the rules of Brazilian Central Bank are as follows:

	Base I III	
	2026	2025
Tier I regulatory capital (iii)	2,664,262	2,851,325
Common equity tier I	2,547,499	2,739,290
- Equity (i)	4,026,947	3,892,083
- Prudential adjustments – Resolution No. 4,955/21 CMN	(1,479,448)	(1,152,793)
Complementary capital (ii)	116,763	112,035
- Subordinated debt	116,763	112,035
Tier II Reference equity (ii)	915,850	878,060
- Subordinated debt	915,850	878,060
Reference equity - (Tier I + Tier II) (a)	3,580,112	3,729,385
Risk-weighted assets – RWA (b)	29,591,813	28,171,314
Appropriation of capital		
- Credit risk	25,452,402	24,846,351
- Market risk	199,379	210,458
- Operational risk	3,940,032	3,114,505
Solvency ratio (a / b) (iii)	12.10%	13.24%
Tier I capital (iii)	9.00%	10.12%
- Common equity tier 1	8.61%	9.72%
- Complementary capital	0.39%	0.40%
Tier II capital	3.09%	3.12%
- Capital to hedge the risk of transactions subject to the variation of interest rates classified in the banking portfolio per Resolution No. 3,876 of BACEN - Installment "IRRBB".	212,514	253,389
Fixed assets ratio	32.24%	28.97%
Excess capital in relation to fixed assets	635,713	784,455

- (i) Equity of the Prudential Conglomerate, as provided to Resolution No. 4,955/21;
(ii) See note 17;

BANCO BMG S.A
NOTES TO THE INTERIM CONSOLIDATED FINANCIAL STATEMENTS
ON MARCH 31, 2026 AND DECEMBER 31, 2025

All amounts in thousands of reais unless otherwise stated

(A free translation of the original in Portuguese)

- (iii) On April 27, 2026, the Central Bank of Brazil approved the capital increase of Banco BMG S.A. in the amount of R\$ 214,000 (Note 22(a)). If this amount were considered in Regulatory Capital, the Tier 1 Basel Ratio would be 9.79%, resulting in a total Basel Ratio of 12.88%.

4.7 Fair value estimate

The Group uses the following hierarchy to determine and disclose the fair value of financial instruments:

- Level 1: quoted prices in active markets for the same instrument without change.
- Level 2: quoted prices in active markets for similar instruments or valuation techniques for which all significant inputs are based on observable market data.
- Level 3: valuation techniques for which any significant input is not based on observable market data.

The table below presents the assets and liabilities measured at fair value on March 31, 2026 and December 31, 2025.

Description	2026		
	Level 1	Level 2	Total
Assets			
Financial assets stated at fair value through other comprehensive income – marketable securities	7,721,200	0	7,721,200
At fair value through profit or loss	0	3,763,445	3,763,445
Derivative financial instruments	0	67,740	67,740
Total assets	7,721,200	3,831,185	11,552,385
Liabilities			
Derivative financial instruments	0	133,048	133,048
Total liabilities	0	133,048	133,048

Description	2025		
	Level 1	Level 2	Total
Assets			
Financial assets stated at fair value through other comprehensive income – marketable securities	8,148,634	0	8,148,634
At fair value through profit or loss	0	4,059,793	4,059,793
Derivative financial instruments	0	54,342	54,342
Total assets	8,148,634	4,114,135	12,262,769
Liabilities			
Derivative financial instruments	0	83,758	83,758
Total liabilities	0	83,758	83,758

The fair value of financial instruments traded in active markets (such as held-for-trading and available-for-sale securities) is based on quoted market prices at the balance sheet date. A market is regarded as active if quoted prices are readily and regularly available from an exchange, dealer, broker, industry group, pricing service, or regulatory agency, and those prices represent actual and regularly occurring market transactions on an arm's length basis. The quoted market price used for financial assets held by the Group is the current bid price. These instruments are included in Level 1.

The fair value of financial instruments that are not traded in an active market is determined by using valuation techniques. These valuation techniques maximize the use of observable market data where it is available and rely as little as possible on entity-specific estimates. If all significant inputs required to fair value of an instrument are observable, the instrument is included in Level 2.

If one or more of the significant inputs is not based on observable market data, the instrument is included in Level 3.

Specific valuation techniques used to value financial instruments include:

- quoted market prices or financial institution or dealer quotes for similar instruments;

BANCO BMG S.A
NOTES TO THE INTERIM CONSOLIDATED FINANCIAL STATEMENTS
ON MARCH 31, 2026 AND DECEMBER 31, 2025

All amounts in thousands of reais unless otherwise stated

(A free translation of the original in Portuguese)

- the fair value of interest rate *swaps* is calculated as the present value of the estimated future cash flows based on yield curves adopted by the market;
- the fair value of forward foreign exchange contracts is determined using forward exchange rates at the balance sheet date, with the resulting value discounted back to present value;
- other techniques, such as discounted cash flow analysis, are used to determine fair value for the remaining financial instruments.

The Group has no Level 3 financial assets.

4.8 Fair value of financial assets and liabilities not measured at fair value

As mentioned above, financial assets owned by the Group are measured at fair value in the consolidated balance sheet, except for loans and receivables and held-to-maturity assets.

For the same purpose, the Group's financial liabilities are stated at amortized cost in the consolidated balance sheet, except for held-for-trading financial liabilities.

A comparison between the carrying amounts of the Group's financial assets not measured at fair value and their corresponding fair values at the end of the year is presented below:

	2026			2025	
	Carrying amount	Fair value	Level 2	Total	Total
ASSETS					
Loan and lease operations and financial assets at amortized cost	22,595,405	22,907,898	22,907,898	22,907,898	23,341,880
LIABILITIES					
Deposits from clients	22,995,914	23,849,099	23,849,099	23,849,099	23,242,592
Borrowings and onlendings	2,289,267	2,289,267	2,289,267	2,289,267	2,443,499
Marketable securities and financial bills	8,478,523	9,356,491	9,356,491	9,356,491	8,431,880
Subordinated financial bills and debt	1,180,828	1,180,828	1,180,828	1,180,828	1,142,386
Other financial liabilities	880,848	880,848	880,848	880,848	1,347,762
Borrowings or transfers of financial assets	10,068	10,068	10,068	10,068	12,109

The assumptions used to estimate fair value are as follows:

- The amounts of all asset and liability operations subject to fixed rates were adjusted based on the fair value. The fair value rate was determined based on the average rate by product used for all the operations carried out in March 2026.
- All asset and liability operations subject to floating or fixed rates or indexes, such as the Interbank Certificate Index ("CDI"), General Market Price Index ("IGP-M"), Broad Consumer Price Index ("IPCA"), U.S. dollar and National Consumer Price Index ("INPC") were considered as already measured at fair value, since they are already subject to an index that reflects the fluctuations in the market.
- The fair value amounts were determined using the future cash flow of each operation at the effective rate of the contract and discounted to present value at the market rate, as previously determined, which includes the credit risk of the counterparty.

4.9 Guarantees for loan operations

The Group uses guarantees to reduce losses on operations with credit risk by managing these guarantees so that they are always sufficient, legally enforceable (effective) and viable, and reviewing them on a regular basis.

BANCO BMG S.A
NOTES TO THE INTERIM CONSOLIDATED FINANCIAL STATEMENTS
ON MARCH 31, 2026 AND DECEMBER 31, 2025

All amounts in thousands of reais unless otherwise stated

(A free translation of the original in Portuguese)

Loan operations not related to payroll loans are covered by the following guarantees:

Type of guarantee	2026				
	Type of product				
	Commercial portfolio	Direct consumer credit	Export Financing	Cash Deposit	Total
Fiduciary Assignment	252,314	-	105,366	467	358,147
Assignment of credit rights	581,026	-	30,108	350,729	961,863
Pledge	3,097	-	-	480	3,577
Others	-	-	17,848	701	18,549
TOTAL	836,437	-	153,322	352,377	1,342,136

Type of guarantee	2025				
	Type of product				
	Commercial portfolio	Direct consumer credit	Export Financing	Cash Deposit	Total
Fiduciary Assignment	429,667	510	164,930	-	595,107
Security deposit	-	214,641	-	213,916	428,557
Assignment of credit rights	1,001,294	350,831	461,385	-	1,813,510
Pledge	212,063	480	-	-	212,543
Mortgage	788,312	-	-	-	788,312
Others	60,089	701	28,169	-	88,959
TOTAL	2,491,425	567,163	654,484	213,916	3,926,988

When secured loan operations become non-performing, the existing collection policy comprises the following steps: amicable debt collection, attempt to formalize the term of amicable delivery, filing an action for a search warrant of collateral, and ultimately going into auction,

4.10 Business combination and corporate changes

On January 30, 2025, a capital increase of US\$20,000 was carried out at BMG Cayman, corresponding to R\$117,180.

On January 30, 2025, at the Ordinary Meeting of the Board of Directors, a capital increase of USD 40,000 was approved. CIMA approved the capital increase on March 17, 2025, which was carried out on April 30, 2025.

On March 25, 2025, a capital reduction of R\$180,000 was carried out at CBFÁCIL Corretora de Seguros e Negócios Ltda.

On August 14, 2025, a capital reduction was completed at Bmg Leasing S.A. – Arrendamento Mercantil in the amount of R\$388,000.

On August 29, 2025, Banco Bmg S.A. completed the acquisition, through its subsidiary Bmg Participações em Seguradoras Ltda. (“Bmg Participações em Seguradoras”), of the entire equity interest held by Phoenix One Participações S.A., representing 40% of the share capital of Bmg Seguradora S.A. (“Bmg Seguradora”) (“Transaction”). The total price of the Transaction was R\$65.0 million, with goodwill of R\$17 million recognized against Shareholders’ Equity. Upon completion of the Transaction, the Bank, through Bmg Participações em Seguradoras, came to hold 100% of the shares issued by Bmg Seguradora, which is expected to generate greater value for the Bank’s shareholders and other stakeholders.

Investments measured by the equity method, in the amount of R\$178,758 (2025 - R\$ R\$167,906) are basically represented by the following companies: BMG Corretora de Seguros R\$57,395 (2025 - R\$50,146), Araújo Fontes Consultoria R\$120,280 (2025 - R\$116,677).

4.11 Sensitivity Analysis

Banco Bmg conducted a sensitivity analysis through the “Stress Testing Program” as defined in its risk policies, applying the following factors to assets and liabilities, adopting each of the scenarios listed below:

BANCO BMG S.A
NOTES TO THE INTERIM CONSOLIDATED FINANCIAL STATEMENTS
ON MARCH 31, 2026 AND DECEMBER 31, 2025

All amounts in thousands of reais unless otherwise stated

(A free translation of the original in Portuguese)

- **Optimistic:** we considered a productivity improvement of 10%, increase in credit quality by 10% (lower loan loss provision - Expected Loss), reduction of funding rates by 10%, reduction in provisions for contingencies by 10%.
- **Pessimistic 1:** we considered a 10% worsening in productivity, a 10% worsening credit quality (higher expected loss), an increase in funding rates by 10%, and an increase in contingency provisions by 10%.
- **Pessimistic 2:** we considered a productivity decrease of 20%, credit quality worsening by 20% (higher expected loss), increase in funding rates by 20%, increase in provisions for contingencies by 20%.
- **Pessimistic 3:** simulation of reverse stress where we stress the main variables to the point of zeroing out the Bank's Net Profit

	Consolidated			
	Net effect on the result			
	Optimistic	Pessimistic 1	Pessimistic 2	Pessimistic 3
Productivity	181,714	(181,714)	(363,429)	(545,143)
Credit quality	128,657	(128,657)	(257,314)	(385,971)
Funding rates	59,531	(59,531)	(119,062)	(178,592)
Provisions for contingencies	56,532	(56,532)	(113,064)	(169,598)

5. Cash and cash equivalents and short-term interbank investments

	2026	2025
Cash and cash equivalents	374,487	517,839
Short-term interbank investments		50,174
Total	374,487	568,013

6. Financial assets

Classification per nature and category

The classification by nature and category for the purpose of valuating the Bank's assets, except balances relating to "Cash and cash equivalents, Reserves with the Central Bank of Brazil" and "Money market investments", on March 31, 2026 and December 31, 2025 as follows:

	2026			Total
	Financial assets FVTPL	Financial assets FVOCI	Financial assets Amortized Cost	
Loans and other amounts with financial institutions	0	0	393	393
Loan and lease operations	0	0	24,241,344	24,241,344
Sundry debtors	0	0	1,009,325	1,009,325
Provision for the expected losses (impairment)	0	0	(1,645,939)	(1,645,939)
Compulsory deposits in the Central Bank	0	0	936,551	936,551
Deposit application	0	0	11,223	11,223
Marketable securities	3,763,445	7,721,200	5,564,209	17,048,854
Financial Treasury Bills - LFT	0	1,120,629	0	1,120,629
National Treasury Bills – LTN	0	2,077,463	0	2,077,463
National Treasury Notes – NTN	3,433,894	4,419,885	2,014,306	9,868,085
Commercial Note	0	0	392,246	392,246
Rural Product Note	0	0	101,361	101,361
Debentures	0	74,952	0	74,952
Quotas in investment funds	293,222	0	0	293,222
Bank deposit certificate	0	0	73,531	73,531
Stocks	36,329	0	0	36,329
Derivative financial instruments (Note 7)	67,740	0	0	67,740
Total	3,831,185	7,721,200	30,117,106	41,669,491
Current	37,470	4,526,702	14,388,663	18,952,835
Non-current	3,793,715	3,194,498	15,728,443	22,716,656

BANCO BMG S.A
NOTES TO THE INTERIM CONSOLIDATED FINANCIAL STATEMENTS
ON MARCH 31, 2026 AND DECEMBER 31, 2025

All amounts in thousands of reais unless otherwise stated

(A free translation of the original in Portuguese)

	2025			Total
	Financial assets FVTPL	Financial assets FVOCI	Financial assets Amortized Cost	
Loans and other amounts with financial institutions	0	0	90	90
Loan and lease operations	0	0	23,338,852	23,338,852
Sundry debtors	0	0	842,274	842,274
Provision for the expected losses (impairment)	0	0	(1,660,537)	(1,660,537)
Compulsory deposits in the Central Bank	0	0	873,776	873,776
Deposit application	0	0	22,880	22,880
Marketable securities	4,059,793	8,148,634	4,372,250	16,580,677
Financial Treasury Bills - LFT	0	1,681,345	50,619	1,731,964
National Treasury Bills – LTN	0	2,026,331	0	2,026,331
National Treasury Notes – NTN	3,741,864	4,303,811	1,266,826	9,312,501
Commercial Note	0	0	423,645	423,645
Debentures	0	126,110	2,485,822	2,611,932
Agribusiness receivables certificate	0	0	102,178	102,178
Quotas in investment funds	281,600	0	0	281,600
Bank deposit certificate	0	11,037	43,160	54,197
Stocks	36,329	0	0	36,329
Derivative financial instruments (Note 7)	54,342	0	0	54,342
Total	4,114,135	8,148,634	27,789,585	40,052,354
Current	46,414	5,087,870	12,395,761	17,530,045
Non-current	4,067,721	3,060,764	15,393,824	22,522,309

(i) Reclassification of financial assets (see note 2.7.1(a))

7. Derivative financial instruments

(a) Fair value of trading derivatives recognized in assets and liabilities

	Fair Value			
	2026		2025	
	Assets	(Liabilities)	Assets	(Liabilities)
Foreign exchange derivative	11,824	(132,694)	18,869	(74,025)
Interest rate and index derivatives	55,916	(354)	35,473	(9,733)
Total	67,740	(133,048)	54,342	(83,758)
Current	37,470	(122,769)	46,413	(68,950)
Non-current	30,270	(10,279)	7,929	(14,808)

Swap transactions, the sole purpose of which is to hedge against risks of the financial assets, backed by the active transaction themselves.

(b) Notional amounts and fair values of the trading derivative financial instruments

	2026		2025	
	Reference value (notional)	Net fair value	Reference value (notional)	Net fair value
Foreign exchange derivative	2,992,469	(120,869)	2,359,296	(55,156)
Interest rate derivatives	1,308,771	19,787	350,423	3,184
Index derivatives	1,366,551	35,774	142,738	22,556
Commodities derivatives	6,262	0	78,666	0
Total	5,674,053	(65,308)	2,931,123	(29,416)

(c) The breakdown of the notional amounts of the trading derivative financial instruments per maturity as follows:

	2026	2025
Up to 30 days	2,180,444	202,654
From 31 to 180 days	1,726,731	1,701,707
From 181 to 360 days	366,094	355,064
Over 360 days	1,400,784	671,698
Total	5,674,053	2,931,123

BANCO BMG S.A
NOTES TO THE INTERIM CONSOLIDATED FINANCIAL STATEMENTS
ON MARCH 31, 2026 AND DECEMBER 31, 2025

All amounts in thousands of reais unless otherwise stated

(A free translation of the original in Portuguese)

Below are the reference and receivables/payables amount of futures operations,

Futures	Amounts receivable	Amounts payable	Reference value
DAP	1,280	-	1,744,570
DDI	18,160	-	1,659,257
DI1	-	(70,481)	15,860,551
DOL	3,790	-	1,001,398
Position – 2026	23,230	(70,481)	20,265,776
Position – 2025	25,051	(7,280)	28,389,124

(d) Hedging derivative financial instrument transactions

(i) Market risk hedge

To hedge its exposure to the market risk variation of CDBs indexed to the IPCA variation plus coupon, the Bank uses futures contracts (DAP) traded at B3 - Brasil, Bolsa, Balcão, as hedging instruments, with a nominal value of R\$931,349 (2025 – R\$896,565). On March 31, 2026, the instruments generated a negative fair value adjustment recognized in profit or loss in the amount of R\$4,861 (2025 – positive R\$4,058).

To hedge its exposure to the market risk variation of fixed-rate Subordinated Bank Notes, the Bank uses futures contracts (DI1) traded on B3 – Brasil, Bolsa, Balcão, as hedging instruments. with a nominal value of R\$554,134 (2025 – R\$547,541). These futures contracts have shorter maturities than the Subordinated Bank Notes, and the rollover of the contracts is expected in order to maintain the effectiveness of the hedge relationship. On March 31, 2026, the instruments generated a positive fair value adjustment recognized in profit or loss in the amount of R\$12,406 (2025 – negative R\$49,181)

In order to protect itself from exposure to variations in the market risk of the Credit Portfolio, Banco Bmg started using futures contracts (DI1) traded on the B3 - Brasil, Bolsa, Balcão exchange as hedging instruments as of August 2022. , with a nominal value of R\$841,665 (2025 – R\$820,027). On March 31, 2026, the instruments generated a negative fair value adjustment recognized in profit or loss in the amount of R\$3,002 (2025 – positive R\$19,577).

(ii) Cash flow hedge

The purpose of BMG's hedge relationship is to protect the portion of the payment cash flows to be disbursed in the funding of time deposits with floating interest rates indexed by the Interbank Deposit Certificate (CDI) to fixed rates.

In order to protect the future cash flows of the portion of the funding of time deposits against exposure to variable interest rates (CDI and IPCA), the Bank trades 1-day DI and DAP futures contracts at B3 - Brasil, Bolsa, Balcão , with the present market value of funding being R\$9,580,284 (2025 – R\$18,530,506). These instruments generated an adjustment to market value in equity of R\$50,090 (2025 – negative in R\$6,885), net of tax effects.

(e) Management of derivative financial instruments

The Group is a party to transactions involving financial instruments (differences) recognized in balance sheet or memorandum accounts consistent with market transactions in the same dates to manage its exposure to market, currency, and interest rate risks, which refer basically to transactions intended to hedge assets and liabilities, involving changes in indices used for investing and raising funds, hired for consistent periods, rates, and amounts.

The Group is a party to transactions involving derivative financial instruments (swaps) and futures contracts to hedge own and client assets and liabilities.

These risks are managed through control policies, by setting operating strategies and limits, and several techniques used to monitor liquidity, profitability, and safety positions. The use of derivative financial instruments to minimize market risks originating from interest rate, foreign exchange rate, asset price, and other fluctuations is an integral part of the good practice and a key tool of financial institutions' financial management.

BANCO BMG S.A
NOTES TO THE INTERIM CONSOLIDATED FINANCIAL STATEMENTS
ON MARCH 31, 2026 AND DECEMBER 31, 2025

All amounts in thousands of reais unless otherwise stated

(A free translation of the original in Portuguese)

Market risk is the exposure created by potential fluctuations in interest rates, exchange rates, commodity prices, prices quoted on the Stocks market, and for other securities, and is the function of the type of product, the transaction volume, and the term and conditions of the contract and the underlying volatility, Risk management is controlled and monitored independently of the areas generating the risk exposure, Assessment and measurement are carried out on a daily basis using indices and statistical data, utilizing tools such as non-parametric "VaR" and sensitivity analysis in stress scenarios, together with ALCO.

8. Financial assets carried at amortized cost

	2026	2025
Loans and other amounts with financial institutions	393	90
Correspondent accounts	393	89
Interbranch accounts	0	1
Loan operations, net	22,595,405	21,678,315
Sundry debtors	1,009,325	842,274
Amounts to be transferred by public agencies (i) - net	464,804	451,530
Receivables from payment transactions	11,969	5,324
Amount receivable for assignment of receivables	201,985	125,206
Others	330,567	260,214
Total	23,605,123	22,520,679
Current	11,108,204	10,423,424
Non-current	12,496,919	12,097,255

(i) Refers to amounts for instalments of payroll loan operations pending transfer by public agencies and provisions for non-recoverable amounts.

Loan operations

(a) Breakdown

The breakdown, per classification, of the loan and lease portfolio balances in the consolidated balance sheets is as follows:

	2026	2025
Loan and lease operations		
Loans and receivables at amortized cost	24,241,344	23,338,852
Provision for the expected losses (impairment)	(1,645,939)	(1,660,537)
Loan and lease operations, net	22,595,405	21,678,315
Current	10,098,486	9,581,060
Non-current	12,496,919	12,097,255

BANCO BMG S.A
NOTES TO THE INTERIM CONSOLIDATED FINANCIAL STATEMENTS
ON MARCH 31, 2026 AND DECEMBER 31, 2025

All amounts in thousands of reais unless otherwise stated

(A free translation of the original in Portuguese)

(b) Gross carrying amount (loan portfolio)

Reconciliation of the gross portfolio of loan and financial leasing operations, broken down by stage:

	Opening balance as at 01/01/2026	Recognition/ (settlement)	Closing balance as at 03/31/2026
Tier 1			
Consumer direct credit - Personal credit	18,442,495	985,047	19,427,542
Individuals	847	(283)	564
Consumer direct credit - Vehicles	0	5	5
Sales	2,296,075	(1,715)	2,294,360
Total	20,739,417	983,054	21,722,471
Tier 2			
Consumer direct credit - Personal credit	1,164,636	(142,301)	1,022,335
Individuals	22	101	123
Consumer direct credit - Vehicles	8	(8)	0
Sales	34,835	7,100	41,935
Total	1,199,501	(135,108)	1,064,393
Tier 3			
Consumer direct credit - Personal credit	1,185,761	81,206	1,266,967
Individuals	753	(54)	699
Consumer direct credit - Vehicles	179	(149)	30
Sales	213,241	(26,457)	186,784
Total	1,399,934	54,546	1,454,480
Three-tier consolidated			
Consumer direct credit - Personal credit	20,792,892	923,952	21,716,844
Individuals	1,622	(236)	1,386
Consumer direct credit - Vehicles	187	(152)	35
Sales	2,544,151	(21,072)	2,523,079
Total	23,338,852	902,492	24,241,344

	Opening balance as at 01/01/2025	Recognition/ (settlement)	Closing balance as at 12/31/2025
Tier 1			
Consumer direct credit - Personal credit	21,322,750	(2,880,255)	18,442,495
Individuals		847	847
Sales	1,983,456	312,619	2,296,075
Total	23,306,206	(2,566,789)	20,739,417
Tier 2			
Consumer direct credit - Personal credit	1,246,874	(82,238)	1,164,636
Individuals		22	22
Consumer direct credit - Vehicles		8	8
Sales	15,714	19,121	34,835
Total	1,262,588	(63,087)	1,199,501
Tier 3			
Consumer direct credit - Personal credit	1,527,431	(341,670)	1,185,761
Individuals	2,374	(1,621)	753
Consumer direct credit - Vehicles	207	(28)	179
Sales	270,057	(56,816)	213,241
Total	1,800,069	(400,135)	1,399,934
Three-tier consolidated			
Consumer direct credit - Personal credit	24,097,055	(3,304,163)	20,792,892
Individuals	2,374	(752)	1,622
Consumer direct credit - Vehicles	207	(20)	187
Sales	2,269,227	274,924	2,544,151
Total	26,368,863	(3,030,011)	23,338,852

BANCO BMG S.A
NOTES TO THE INTERIM CONSOLIDATED FINANCIAL STATEMENTS
ON MARCH 31, 2026 AND DECEMBER 31, 2025

All amounts in thousands of reais unless otherwise stated

(A free translation of the original in Portuguese)

(c) Expected loan losses

	Opening balance as at 01/01/2026	Recognition/ (settlement)	Closing balance as at 03/31/2026
Tier 1			
Consumer direct credit - Personal credit	323,488	35,364	358,852
Individuals	847	(283)	564
Sales	74,984	(4,329)	70,655
Total	399,319	30,757	430,076
Tier 2			
Consumer direct credit - Personal credit	311,716	(47,953)	263,763
Individuals	22	101	123
Consumer direct credit - Vehicles	8	(8)	0
Sales	1,129	2,600	3,729
Total	312,875	(45,260)	410
Tier 3			
Consumer direct credit - Personal credit	829,299	32,951	862,250
Individuals	752	(53)	699
Consumer direct credit - Vehicles	178	(148)	30
Sales	118,114	(32,845)	85,269
Total	948,343	(95)	1,073,677
Three-tier consolidated			
Consumer direct credit - Personal credit	1,464,503	20,362	1,484,865
Individuals	1,621	(235)	1,386
Consumer direct credit - Vehicles	186	(151)	35
Sales	194,227	(34,574)	159,653
Total	1,660,537	(14,598)	1,645,939

	Opening balance as at 01/01/2025	Recognition/ (settlement)	Closing balance as at 12/31/2025
Tier 1			
Consumer direct credit - Personal credit	525,526	(202,038)	323,488
Individuals		847	847
Sales	49,338	25,646	74,984
Total	574,864	(175,545)	399,319
Tier 2			
Consumer direct credit - Personal credit	449,054	(137,338)	311,716
Individuals		22	22
Consumer direct credit - Vehicles		8	8
Sales	202	927	1,129
Total	449,256	(136,381)	312,875
Tier 3			
Consumer direct credit - Personal credit	1,235,366	(406,067)	829,299
Individuals	2,374	(1,622)	752
Consumer direct credit - Vehicles	207	(29)	178
Sales	153,752	(35,638)	118,114
Total	1,391,699	(443,356)	948,343
Three-tier consolidated			
Consumer direct credit - Personal credit	2,209,946	(745,443)	1,464,503
Individuals	2,374	(753)	1,621
Consumer direct credit - Vehicles	207	(21)	186
Sales	203,292	(9,065)	194,227
Total	2,415,819	(755,282)	1,660,537

BANCO BMG S.A
NOTES TO THE INTERIM CONSOLIDATED FINANCIAL STATEMENTS
ON MARCH 31, 2026 AND DECEMBER 31, 2025

All amounts in thousands of reais unless otherwise stated

(A free translation of the original in Portuguese)

(d) Breakdown per sector of activity

	2026	2025
Private sector		
Industry	203,536	195,947
Commerce	176,883	170,287
Financial intermediaries	319,843	307,917
Other services	1,587,100	1,527,919
Individuals	21,953,982	21,136,782
Total	24,241,344	23,338,852

(e) Per maturity

	2026		2025	
	Valor		Valor	%
Past due for over 14 days	950,494	3.9%	1,048,739	4.5%
Past due for less than 14 days	78,693	0.3%	79,723	0.3%
To fall due:				
Up to 30 days	3,894,424	16.1%	3,903,679	16.7%
From 31 to 60 days	821,993	3.4%	734,286	3.1%
From 61 to 90 days	689,608	2.8%	673,919	2.9%
From 91 to 180 days	1,591,931	6.6%	1,493,473	6.4%
From 181 to 360 days	2,559,336	10.6%	2,126,462	9.1%
Over 360 days	13,654,865	56.3%	13,278,571	57.0%
Total	24,241,344	100.0%	23,338,852	100.0%

(f) Changes in the provision for impairment losses

	2026	2025
On January 1st	1,660,537	2,415,819
Addition of provision	432,084	511,741
Write-off against provision	(446,682)	(635,000)
On March 31	1,645,939	2,292,560

9. Property and equipment

The Group's tangible assets consist of property and equipment in use. The Group does not have tangible assets held as investment property and is not a party to any lease agreement in the periods ended March 2026 and December 2025.

Changes in property and equipment:

The depreciation expenses were accounted for in account "General and administrative expenses", in the statement of income.

BANCO BMG S.A
NOTES TO THE INTERIM CONSOLIDATED FINANCIAL STATEMENTS
ON MARCH 31, 2026 AND DECEMBER 31, 2025

All amounts in thousands of reais unless otherwise stated

(A free translation of the original in Portuguese)

	Land and buildings	Data processing system	Installations, furniture and equip. in use	Comm, system	Transport, system	TOTAL
On 12/31/2025						
Cost	16,686	145,710	185,806	5,913	15,477	369,592
Accumulated depreciation	(12,975)	(135,782)	(137,981)	(3,994)	(11,883)	(302,615)
Net carrying amount	3,711	9,928	47,825	1,919	3,594	66,977
On 03/31/2026						
Opening balance	3,711	9,928	47,825	1,919	3,594	66,977
Additions		1,087	2,275		2,733	6,095
Disposals		(3)	(17)			(20)
Depreciation		(2,378)	(3,262)	(107)	(342)	(6,089)
Cost	16,686	146,794	188,064	5,913	18,210	375,667
Accumulated depreciation	(12,975)	(138,160)	(141,243)	(4,101)	(12,225)	(308,704)
Net carrying amount	3,711	8,634	46,821	1,812	5,985	66,963

There is no contractual commitment for the purchase of property and equipment and no property and equipment item was pledged as collateral.

10. Intangible assets

	2026	2025
On January 1	1,784,936	1,636,603
Acquisition	67,967	282,103
Amortization	(39,979)	(133,770)
Closing balance	1,812,924	1,784,936
Goodwill upon acquisition of the subsidiary	1,077,907	1,077,907
Goodwill on others - software license and others	735,017	707,029
Net carrying amount	1,812,924	1,784,936

On August 18, 2011, after the acquisition of Banco BCV S.A. (currently Banco BMG Consignado S.A.), the Company recognized goodwill amounting to R\$995,585. Other intangible assets mainly refer to the capitalization of internally developed data processing systems (software).

Goodwill arising on the acquisition of Banco BCV S.A. (currently Banco BMG Consignado S.A.) is fully allocated to the retail segment.

Impairment test:

According to a study carried out, the need to recognize the goodwill impairment loss on March 31, 2026 was not identified.

The recoverable amount of goodwill was calculated based on its value in use. The calculation uses income projections based on the five-year budget, approved by management. The income projections take into consideration the discount rates sensibized by 10% to 15% and perpetuity sensibized by 3% to 5%.

11. Other assets

	2026	2025
Insurance premiums receivable	17,042	47,832
Advance Expenses	444,699	430,932
Right-of-use assets	50,905	54,411
Other assets	186,619	19,170
Total	699,265	552,345
Current	509,718	350,820
Non-current	189,547	201,525

BANCO BMG S.A.
NOTES TO THE INTERIM CONSOLIDATED FINANCIAL STATEMENTS
ON MARCH 31, 2026 AND DECEMBER 31, 2025

All amounts in thousands of reais unless otherwise stated

(A free translation of the original in Portuguese)

12. Financial liabilities

Classification per nature and category

The classification per nature and category for valuation purposes of the Bank's financial liabilities on March 31, 2026 and December 31, 2025 is as follows:

	2026		
	Financial liabilities - FVTPL	Financial liabilities - amortized cost	Total
Client deposits (Note 15)	-	22,995,914	22,995,914
Borrowings or transfers of financial assets (Note 13)	-	10,068	10,068
Borrowings and onlendings (Note 14)	-	2,289,267	2,289,267
Borrowings of securities and financial bills (Note 16a)	-	8,478,523	8,478,523
Subordinated financial bills and debt (Note 17)	-	1,180,828	1,180,828
Other financial liabilities (Note 18)	-	880,848	880,848
Compromised operations (Note 16b)	-	6,930,857	6,930,857
Derivative financial instruments (Note 7)	133,048	-	133,048
Total	133,048	42,766,305	42,899,353
Current	122,769	21,638,933	21,761,702
Non-current	10,279	21,127,372	21,137,651

	2025		
	Financial liabilities - FVTPL	Financial liabilities - amortized cost	Total
Client deposits (Note 15)	-	22,535,038	22,535,038
Borrowings or transfers of financial assets (Note 13)	-	12,109	12,109
Borrowings and onlendings (Note 14)	-	2,443,499	2,443,499
Borrowings of securities and financial bills (Note 16a)	-	8,365,732	8,365,732
Subordinated financial bills and debt (Note 17)	-	1,142,386	1,142,386
Other financial liabilities (Note 18)	-	1,347,762	1,347,762
Compromised operations (Note 16b)	-	5,682,641	5,682,641
Derivative financial instruments (Note 7)	83,758	-	83,758
Total	83,758	41,529,167	41,612,925
Current	68,950	20,202,026	20,270,976
Non-current	14,808	21,327,141	21,341,949

13. Borrowings or transfers of financial assets

	2026	2025
Borrowings (assignments with co-obligation)	10,068	12,109
Total	10,068	12,109
Non-current	10,068	12,109

14. Borrowings and onlendings

	2026	2025
Loans abroad	1,490,192	1,635,072
Commitments payable – FGC (i)	591,899	572,369
Onlendings – Domestic - Finame / Rural credit	207,176	236,058
Total	2,289,267	2,443,499
Current	2,224,669	2,387,741
Non-current	64,598	55,758

BANCO BMG S.A
NOTES TO THE INTERIM CONSOLIDATED FINANCIAL STATEMENTS
ON MARCH 31, 2026 AND DECEMBER 31, 2025

All amounts in thousands of reais unless otherwise stated

(A free translation of the original in Portuguese)

Term	2026	2025
Up to 30 days	5,460	75,357
From 91 to 180 days	623,223	572,369
From 181 to 360 days	1,595,986	1,740,015
Over 360 days	64,598	55,758
Total	2,289,267	2,443,499

(i) These refers to a loan from the FGC - Credit Guarantor Fund, with maturity in 2026.

15. Client deposits

	2026	2025
Demand deposits	352,476	369,446
Interbank deposits	105,427	93,231
Time deposits	22,538,011	22,072,361
Total	22,995,914	22,535,038
Current	9,282,394	10,465,349
Non-current	13,713,520	14,544,175

Term	2026						Total
	Up to 30 days	From 31 to 60 days	From 61 to 90 days	From 91 to 180 days	From 181 to 360 days	Over 360 days	
Demand deposits	352,476						352,476
Interbank deposits	3,404	2,091	21,527	2,922	41,417	34,066	105,427
Time deposits	1,295,996	843,033	739,926	2,375,058	3,604,544	13,679,454	22,538,011

Term	2025						Total
	Up to 30 days	From 31 to 60 days	From 61 to 90 days	From 91 to 180 days	From 181 to 360 days	Over 360 days	
Demand deposits	369,446						369,446
Interbank deposits	50,143			7,425	2,820	32,843	93,231
Time deposits	962,873	377,346	1,354,344	1,754,906	3,839,384	13,783,508	22,072,361

16. Borrowings of securities, financial bills and repurchase agreements

a) Borrowings of securities and financial bills

	2026	2025
Debentures	4,785,511	4,896,662
Financial bills (i)	3,646,732	3,431,975
Agribusiness credit bills	40,584	31,582
Real Estate Credit Bills	5,696	0
Total	8,478,523	8,360,219
Current	2,324,898	2,074,183
Non-current	6,153,625	6,286,036

(i) Includes the issuance of Public Financial Bills, in the amount of R\$300,000 each, as disclosed in the Market Announcement. The Financial Letters were raised in a dispersed manner from institutional investors with the objective of boosting the Bank's liquidity and creating a reference for the interest curve in the institutional market.

Term	2026	2025
Up to 30 days	93,897	92,211
From 31 to 60 days	406,786	62,418
From 61 to 90 days	167,552	56,628
From 91 to 180 days	448,630	616,427
From 181 to 360 days	1,208,033	1,252,012
Over 360 days	6,153,625	6,286,036
Total	8,478,523	8,365,732

BANCO BMG S.A
NOTES TO THE INTERIM CONSOLIDATED FINANCIAL STATEMENTS
ON MARCH 31, 2026 AND DECEMBER 31, 2025

All amounts in thousands of reais unless otherwise stated

(A free translation of the original in Portuguese)

b) Repurchase agreements consist of R\$6,938,360 (2025 – R\$5,489,998) of public securities and R\$50,568 (2025 – R\$192,642) of private securities.

17. Subordinated financial bills and debt

	Issue	Maturity	Interest Rate (p.y.)	2026	2025
Local (i):					
Financial bills subordinated	1st quarter/19	1st quarter/26	124% of CDI	0	10,424
Financial bills subordinated	2nd quarter/19	2nd quarter/26	122% of CDI	25,224	24,212
Financial bills subordinated	3rd quarter/19	3rd quarter/29	124% of SELIC	1,035	1,085
Financial bills subordinated	2nd quarter/22	4th quarter/29	CDI + 3.9 to 4.7%	269,094	257,085
Financial bills subordinated	2nd quarter/22	2nd quarter/30	Pré + 14.2 to 14.5	14,133	13,637
Financial bills subordinated	4th quarter/22	3rd quarter/30	Pré + 13.7 to 14.2%	39,280	37,947
Financial bills subordinated	2nd quarter/23	2nd quarter/34	Pré + 17.82%	233,745	224,378
Financial bills subordinated	2nd quarter/23	2nd quarter/32	Pré + 17.82%	233,644	224,287
Financial bills subordinated	2nd quarter/23	3rd quarter/33	CDI + 4.12%	226,623	216,943
Financial bills subordinated	2nd quarter/23	3rd quarter/30	128% of CDI	15,825	5,223
Financial bills subordinated	3rd quarter/23	3rd quarter/30	128% of CDI	5,463	15,131
Financial bills subordinated	2nd quarter/19	Perpetual	IPCA + 6.51% to 6.58%	7,603	7,421
Financial bills subordinated	2nd quarter/19	Perpetual	126% of SELIC	1,224	1,283
Financial bills subordinated	2nd quarter/19	Perpetual	130% of SELIC	105,508	101,006
Financial bills subordinated	3rd quarter/19	Perpetual	126% of SELIC	2,427	2,324
Total				1,180,828	1,142,386
Current				25,224	34,636
Non-current				1,155,604	1,107,750

(i) Funding made through the issuance of Financial Bills with subordination clauses, maturing and perpetual, subject to the conditions determined by CMN Resolution No 4,192/13 and 4,955/21, fully approved by BACEN to comprise Complementary Capital and Level II of Banco BMG Reference Equity. Fixed rate subordinated financial bills have their exposure to variations in market risk protected by hedges (see note 7 (c) (ii)).

18. Other financial liabilities

	2026	2025
Social and statutory	117,423	197,501
Commitments payable – Card	10,941	104,338
Card – transactions paid in installments with no interest	280,194	290,433
Leasing Operations	50,905	54,411
Interbank Relations	421,385	701,079
Total	880,848	1,347,762
Current	850,891	1,310,593
Non-current	29,957	37,169

19. Provisions

	Tax and social security (i)	Labor charges (ii)	Civil claims (iii)	Total
At the beginning of the year – 2025	265,266	50,166	708,238	1,023,670
Recognition	94,600	34,104	447,280	575,984
(Reversal/Utilization)	(22,555)	(32,928)	(399,946)	(455,429)
Carrying amount December – 2025	337,311	51,342	755,572	1,144,225
Recognition	38,113	5,266	107,714	151,093
(Reversal/Utilization)	(956)	(4,507)	(87,086)	(92,549)
Carrying amount March – 2026	374,468	52,101	776,200	1,202,769

(iv) As a result of the conclusion of the judgment on the motions for clarification filed in Special Appeals Nos. 949.297 and 955.227, in which the Federal Supreme Court (STF) decided not to modify the effects of the

BANCO BMG S.A
NOTES TO THE INTERIM CONSOLIDATED FINANCIAL STATEMENTS
ON MARCH 31, 2026 AND DECEMBER 31, 2025

All amounts in thousands of reais unless otherwise stated

(A free translation of the original in Portuguese)

decision on the merits, the risk of the CSLL X Law 7.689/88 X Fully Adjudicated contingency was classified as a probable loss, with a provision of R\$68,509 (2025 - R\$67,455).

	Taxes and social security	Labor	Civil claims	Total
2026				
Provisions	374,468	52,101	776,200	1,202,769
Judicial deposits	(545,975)	(5,713)	(87,908)	(639,596)
2025				
Provisions	337,311	51,342	755,572	1,144,225
Judicial deposits	(527,419)	(5,788)	(87,345)	(620,552)

The Group is a party to labor, civil, and tax lawsuits. The assessment to recognize provisions is made according to the criteria described in Note 2, 14, The Group's management believes that the provision recognized is sufficient to cover losses arising from the related lawsuits.

In the course of its regular activities, the Group is a party to the following contingencies: a) contingent assets - There are no recognized contingent assets; b) Provisions - Are classified and presented together with their judicial deposits, as follows:

(i) Provision for tax risks - The judicial actions are equivalent to the amount of the principal of taxes related to administrative or judicial proceedings, which are subject to self-assessment or official assessment, plus interest and, when applicable, fines and charges. A provision is recorded, regardless of the likelihood of loss, when related to a legal obligation, that is, for a favorable outcome in the matter the law in effect must be declared unconstitutional. For other cases, a provision is recorded whenever the likelihood of loss is probable.

No provision is recognized for tax contingent proceedings in which the likelihood of loss is considered as possible, amounting to an estimated total of R\$1,450,281 (2025 – R\$1,530,444), These proceedings refer mainly to federal taxes.

The Group is a party to judicial actions and administrative proceedings, arising in the normal course of its operations, involving tax and other matters.

The main questions are:

a) IRPJ/IRRF/CSLL 2012, 2014 and 2015 – R\$409,785 (2025 – R\$435,519): questions the collection of income taxes and social contributions on expenses alleged to be non-deductible;

b) IR and CS 2011 – R\$105,479 (2025 - R\$105,479): tax deduction of losses in credit operations - Law No. 9,430/96;

c) IR and CS 2016 – R\$11,003 (2025 - R\$91,847)- questions the exclusions of expenses from the calculation bases of corporate income tax and social contribution – Law No. 9,430/96

d) PIS and COFINS – R\$354,212 (2025 - R\$345,744): losses from doubtful credits: the deduction of credit losses under Law 9,718/98 is under discussion;

(ii) Provisions for labor claims – A calculation is made periodically to determine a claim's amount, stage and the likelihood of loss, which in turn is estimated according to the characteristics as a matter of fact or of law related to the proceeding, the amounts considered as probable losses are provided for in accounting.

The judicial actions are related to lawsuits discussing the alleged labor benefits derived from labor laws and regulations specifically relating to a professional category, such as overtime pay, salary equalization, job reinstatement, premium for transfer, among other matters.

Contingent labor lawsuits assessed as having a possible risk of loss are not recognized in accounting terms. There are no cases classified as having a possible risk of loss as of March 31, 2026; such lawsuits are classified as having a probable or remote possibility of loss.

BANCO BMG S.A
NOTES TO THE INTERIM CONSOLIDATED FINANCIAL STATEMENTS
ON MARCH 31, 2026 AND DECEMBER 31, 2025

All amounts in thousands of reais unless otherwise stated

(A free translation of the original in Portuguese)

(iii) **Provisions for civil lawsuits** – The provision for individualized civil actions, lawsuits with peculiar characteristics, is periodically recognized based on the determined risk amount and likelihood of loss, the provision for collective civil lawsuits is periodically recognized using as benchmark the average loss over time applied to the base of ongoing cases. The amounts considered as probable losses are provided for in accounting.

The civil lawsuits are in general arising from compensation for material and moral damages, mostly from the Special Civil Court.

No provision is recorded for civil contingencies representing possible risk of loss, amounting to an estimated R\$1,018,187 (2025 – R\$637,484), these claims refer to compensation claims or collections.

20. Current and deferred income tax and social contribution

The Group separately calculates, in each fiscal year, Income Tax and Social Contribution on Net Income. The taxes are calculated at the rates shown below and consider, for the purpose of the respective calculation bases, the legislation in force relevant to each charge.

Income Tax (i)	15.00%
Income Tax Surcharge (i)	10.00%
Social Contribution on the Net Profit (i)(*)	20.00%

(i) see note 2,15

(*) For non-financial companies the tax is 9%.

Deferred income tax and social contribution are calculated on income tax and social contribution loss carryforwards and temporary differences arising between the tax bases of these taxes on assets and liabilities and their carrying amounts in the financial statements.

The recoverable amounts are as follows:

	2026	2025
Deferred tax asset		
Recoverable within 12 months	1,156,248	1,211,193
Recoverable after 12 months	3,056,685	2,916,169
Total deferred tax asset (i)	4,212,933	4,127,362
Deferred tax liability		
To be settled after 12 months	77,046	63,601
Total deferred tax liability	77,046	63,601
Deferred tax assets, net	4,135,887	4,063,761

(i) Deferred income tax and social contribution credits

	2026	2025
Deferred tax asset		
On temporary additions	4,075,721	4,013,552
On tax losses/ tax loss carryforwards	628,699	582,374
Social contribution – Provisional Measure (MP) No. 2,158/35)	547	547
Adjustment to market value in equity	305,344	250,910
Income tax and social contribution on accounting practice adjustments	(797,378)	(720,021)
Total deferred tax asset	4,212,933	4,127,362

The Group recognizes all tax credits arising from temporary difference or and tax loss carry forwards.

The Group adopts the practice of recognizing deferred tax credits and tax payables on all temporary differences and tax loss carryforwards. On March 31, 2026, these balances have the following characteristics:

BANCO BMG S.A
NOTES TO THE INTERIM CONSOLIDATED FINANCIAL STATEMENTS
ON MARCH 31, 2026 AND DECEMBER 31, 2025

All amounts in thousands of reais unless otherwise stated

(A free translation of the original in Portuguese)

- The tax credits relating to temporary add-back refer mainly to contingencies currently being discussed in courts the realization of which depends on the resolution of the court challenges and the provision for impairment of receivables the realization of which depends on the deductibility criteria prescribed by Law nº 9,430/96.

(a) The changes in the tax credits can be shown as follows:

	Social contribution MP 2,158-35	Temporary additions	Tax loss carryforwards / Negative tax base	Adjustment to market value in equity	Other	Total
On December 31, 2025	547	3,484,595	667,549	277,056	(715,331)	3,714,416
Recognition	0	1,412,521	132,697	880,020	0	2,425,238
(Reversal/Utilization)	0	(821,395)	(171,548)	(913,627)	(97,197)	(2,003,767)
On March 31, 2026	547	4,075,721	628,698	243,449	(812,528)	4,135,887
On December 31, 2025	547	2,935,449	720,300	141,242	(507,244)	3,290,294
Recognition	0	686,114	70,809	31,571	0	788,494
(Reversal/Utilization)	0	(136,968)	(123,560)	104,243	(208,087)	(364,372)
On December 31, 2025	547	3,484,595	667,549	277,056	(715,331)	3,714,416

The effects arising from the adjustments to accounting policy are included in the column "Others".

(b) Reconciliation of income tax and social contribution in the statement of income

	2026	2025
Profit before income tax, social contribution and profit sharing	74,244	135,597
Payable on operations for the period		
Charges (income tax and social contribution) at the rates in effect	(33,410)	(61,019)
Additions / Deductions to Income Tax and Social Contribution charges arising from:		
Equity results from associates and subsidiaries	4,918	11,126
Interest on equity	0	0
Other non-deductible expenses net of non taxable income	(6,982)	62,757
Income tax and social contribution expenses	(35,474)	12,864
Related to temporary differences		
Increase / (reversal) for the period	105,301	(11,060)
(Expenses) / Income related to deferred taxes	105,301	(11,060)
Income tax and Social Contribution	69,827	1,804

(c) Other taxes and contributions to be recovered

They refer substantially to COFINS credit in the amount of R\$314,401 (2025 - R\$311,023) and recovery of IR/CSLL referring to the STF decision - Theme No. 962 - Non-incidence of IRPJ and CSLL on amounts updated by the Selic rate resulting from a lawsuit for the recovery of undue tax in the amount of R\$7,982 (2025 - R\$24,686).

21. Other liabilities

	2026	2025
Insurance operations	53,757	70,815
Provision for payables	543,479	664,971
Sundry creditors	270,305	75,527
Total	867,541	811,313
Current	741,397	676,840
Non-current	126,144	134,473

22. Capital and reserves

(a) Capital stock

As of March 31, 2026, the subscribed and fully paid-in share capital amounts to R\$3,792,105, represented by 599,088,294 (five hundred ninety-nine million, eighty-eight thousand, two hundred ninety-four) shares, of which

BANCO BMG S.A
NOTES TO THE INTERIM CONSOLIDATED FINANCIAL STATEMENTS
ON MARCH 31, 2026 AND DECEMBER 31, 2025

All amounts in thousands of reais unless otherwise stated

(A free translation of the original in Portuguese)

382,836,779 (three hundred eighty-two million, eight hundred thirty-six thousand, seven hundred seventy-nine) are common shares and 216,251,515 (two hundred sixteen million, two hundred fifty-one thousand, five hundred fifteen) are preferred shares, all registered, book-entry and with no par value.

At a Board of Directors meeting held on September 11, 2025, the full ratification of the capital increase approved by the Board of Directors at the meeting on July 15, 2025 was approved, following the completion of the private subscription process of 15,855,883 new registered shares with no par value, comprising 10,140,581 new common shares and 5,715,302 new preferred shares without voting rights, at a price of R\$3.124 per share, totaling R\$49,534 million. The capital increase was approved by BACEN on October 31, 2025.

At a meeting of the Board of Directors held on March 19, 2026, the approval of the entire share capital increase approved by the Board of Directors at its meeting held on January 21, 2026, after the completion of the private subscription process of 49,195,402 new registered, book-entry shares with no par value, consisting of 31,588,852 new common shares and 17,606,550 new preferred shares without voting rights, at a price of R\$ 4.35 per share, totaling R\$214,000. As a result of the share capital increase, approved by the Central Bank of Brazil on April 27, 2026, the Company's share capital will amount to R\$ 4,006,104, represented by 414,425,631 common shares and 233,858,065 preferred shares without voting rights, all of which are registered, book-entry shares with no par value.

At a meeting held on June 26, 2025, the Bank's Board of Directors approved a new share buyback program, effective as of June 27, 2025, authorizing the acquisition of up to 12,961,497 preferred shares issued by the Bank, without reducing the share capital. This amount corresponds to up to 10.00% of the outstanding shares, net of treasury shares currently held, for the purpose of holding in treasury, cancellation, resale on the market, or payment of compensation to executives and other beneficiaries under the Bank's long-term incentive plans, in accordance with paragraphs 1 and 2 of Article 30 of Law No. 6,404/76 (Brazilian Corporation Law) and CVM Resolution No. 77/22.

The acquisition operations under the new program will be carried out on the stock exchange, in the period between June 27, 2025 and December 21, 2026, at market value.

	Own shares				
	Own shares 12/21/2025	Acquisition of Own Shares	Share Basis Payment	Cancellation of own shares	Own shares 03/31/2026
Quantity	2,601,348	843,000	(3,312,477)	-	131,871

	Number of shares in circulation (i)		
	Common	Preferred	Total
On 12/31/2025	26,848,253	131,931,051	158,779,304
Change in treasury shares	-	2,469,477	2,469,477
Change in shares held by controlling shareholders and officers	-	(1,490,283)	(1,490,283)
On 03/31/2026	26,848,253	132,910,245	159,758,498

(i) Outstanding shares, according to art. 67, CVM 80/22, are defined as all the issuer's shares, with the exception of those held by the controller, by people linked to it, by the issuer's managers and those held in treasury.

(b) Other Comprehensive Income

In March 2026, adjustments to other comprehensive income were made in the positive amount of R\$66,531 (2025 – negative R\$31,956), referring to the marking to market of financial instruments and the write-off of the gain from the acquisition of BMG Seguros (note 28e) of R\$(27,863) and the goodwill (negative effect) from the acquisition of shares in BMG Seguridade S.A. amounted to R\$17.848 million.. The balance on March 31, 2026 is positive R\$373,199 (2025 – positive R\$306,668) and mainly refers to the marking to market of financial instruments classified at fair value through other comprehensive income and cash flow hedge.

BANCO BMG S.A.
NOTES TO THE INTERIM CONSOLIDATED FINANCIAL STATEMENTS
ON MARCH 31, 2026 AND DECEMBER 31, 2025

All amounts in thousands of reais unless otherwise stated

(A free translation of the original in Portuguese)

(c) Revenue reserves

	2026	2025
Revenue reserve		
Legal	5,755	20,923
Statutory	1,033,301	958,967
Total	1,039,056	979,890
Accumulated deficit	(437,012)	(433,713)
Net Effect	602,044	546,177

The changes in the revenue reserves refer to the recognition of a 5% legal reserve on net income for the year and the remaining undistributed amount was allocated to the statutory reserve, as described below.

Legal: Recognized as 5% of net income for the year, limited to 20% of capital.

Statutory: Recognized based on net income not distributed after all allocation and its accumulated is available to stockholders for future decision at a General Stockholders' Meeting.

Tax incentives: Arising on the amounts of the options for income tax incentives.

(d) Interest on capital

Stockholders are entitled to receive as mandatory dividends, in each fiscal year, an amount of not less than twenty five percent (25%) of the adjusted net income, as provided for in the Brazilian Corporate Law.

Interest on Shareholders' Equity was established by Law nº 9,249/95, which in its art, 9, and amendments, allows companies to deduct the Real Profit and Social Contribution from the duly recorded financial expense resulting from the application of the TJLP on shareholders' equity as compensation to the shareholder.

The table below presents the distribution of Interest on Equity paid in the quarter ended March 31, 2026 and in the year ended December 31, 2025.

	03/31/2026				
	Period	Approved by Board on	Payment made on	Value per share	Total amount R\$ Million
Interest on Equity (*)	1Q26	04/28/2026	05/12/2026	0.10	64.8
Total					64.8

(*) Subsequent event, according note 28(g)

	12/31/2025				
	Period	Approved by Board on	Payment made on	Value per share	Total amount R\$ Million
Interest on Equity	1Q25	03/27/2025	04/15/2025	0.10	58.3
Interest on Equity	2Q25	07/15/2025	08/21/2025	0.10	58.3
Interest on Equity	3Q25	11/04/2025	11/11/2025	0.10	59.7
Interest on Equity	4Q25	11/27/2025	12/23/2025	0.10	57.7
Interest on Equity	Additional	12/11/2025	01/14/2026	0.147	87.7
Total					321.7

(e) Retained earnings (accumulated deficit)

The contra entries to the adjustments referring to the differences between BRGAAP and IFRS that had an impact on the balance sheet were recognized in this account. Additionally, income for said years were also recognized in this account.

23. Earnings per share

(a) Basic and diluted

Basic earnings per share are calculated by dividing the profit attributable to Company's stockholders by the weighted average number of common and preferred shares issued during the year. Diluted earnings per share is calculated by adjusting the weighted average number of common and preferred shares outstanding to assume

BANCO BMG S.A
NOTES TO THE INTERIM CONSOLIDATED FINANCIAL STATEMENTS
ON MARCH 31, 2026 AND DECEMBER 31, 2025

All amounts in thousands of reais unless otherwise stated

(A free translation of the original in Portuguese)

conversion of all dilutive potential common and preferred shares. However, there are no potentially dilutive Company common and preferred shares and, therefore, basic earnings per share are equal to diluted earnings per share.

	2026	2025
Profit attributable to stockholders of the Company	143,791	130,685
Weighted average number of shares outstanding	590,092,229	582,356,997
Basic and diluted earnings per share (in reais)	0.2437	0.2244

24. Profit or loss

(a) Interest income and cost

The table below shows the breakdown of interest and similar proceeds income and expenses:

	2026	2025
Interest income and similar earnings	2,242,679	2,251,348
Interest on credit operations	1,782,220	1,777,687
Interest on other loans and receivables	33,435	190,884
Interest on other financial assets	427,024	282,777
Interest cost and similar expenses	(1,353,498)	(1,633,938)
Funds raised in the market	(564,992)	(809,714)
Borrowings and onlendings	(65,746)	(39,235)
Time deposits	(722,760)	(784,989)
Total	889,181	617,410

(b) Gain (loss), net and financial assets and financial liabilities

	2026	2025
Swap Adjustment Result/Term/Options	(99,342)	(72,450)
Result from futures operations	215,356	390,927
Adjustment to market value – other assets	(142,953)	7,281
Total	(26,939)	325,758

(c) General and administrative expenses

	2026	2025
Salaries and payroll charges	(104,590)	(86,686)
Benefits	(50,778)	(36,829)
Training programs	(458)	(780)
Depreciation and amortization	(52,309)	(44,258)
Marketing	(6,793)	(13,741)
Promotions and public relations	(5,519)	(8,828)
Communications	(6,245)	(7,907)
Data processing	(72,822)	(64,366)
Insurance	(2,973)	(3,424)
Outsourced services	(30,662)	(33,697)
Specialized technical services	(62,888)	(73,143)
Sundry materials	(617)	(990)
Banking fees and charges	(18,740)	(8,848)
Transportation	(876)	(858)
Travelling	(7,431)	(6,088)
Expenses from leasing operations	(127)	(1,816)
Other administrative expenses	(25,818)	(25,685)
Total	(449,646)	(417,944)

BANCO BMG S.A
NOTES TO THE INTERIM CONSOLIDATED FINANCIAL STATEMENTS
ON MARCH 31, 2026 AND DECEMBER 31, 2025

All amounts in thousands of reais unless otherwise stated

(A free translation of the original in Portuguese)

(d) Tax expenses

	2026	2025
PIS	(7,709)	(8,065)
COFINS	(46,543)	(36,618)
Other	(11,683)	(11,392)
Total	(65,935)	(56,075)

(e) Other operating income and expenses

	2026	2025
Other operating income		
Recovery of charges and expenses	13,539	3,374
Monetary variation – net	5,161	15,906
Result from insurance operations	82,017	82,661
Restating taxes to offset	4,134	974
Revenues from franchises	2,612	2,010
Interest on credit rights	206,436	148,570
Other	13,974	5,371
Total	327,873	258,866
Other operating expenses		
Collection expenses	(220)	(79)
Expenses on fund transfer intermediation	(37,175)	(33,823)
Operating provision expenses (i)	(147,266)	(123,298)
Other	(78,637)	(66,628)
Total	(263,298)	(223,828)
Total other operating income (expenses), net	64,575	35,038

(i) The “Operating provisions expenses” item, basically includes expenses for tax, civil and labor contingencies.

25. Revenue from the provision of services

In the period ended March 31, 2026, the amount relating to revenue from services rendered was R\$38,258 (03/31/2025 - R\$36,389). The balance refers basically to income from banking fees totaling R\$18,454 (03/31/2025 – R\$18,615) and card interchange revenue R\$18,889 (03/31/2025 – R\$15,641).

26. Mandatory dividends

Dividends already paid and proposed dividends on March 31, 2026 and December 31, 2025 were calculated according to the Brazilian accounting applicable to financial institutions authorized to operate by the Central Bank of Brazil, on the individual Financial statements of Banco BMG S.A. as shown below:

	2026	2025
Profit for the period under BRGAAP	147,090	114,886
Recognition of legal reserve (5%)	(7,355)	(5,744)
Calculation basis of dividends	139,735	109,142
Minimum compulsory dividend (25%)	34,934	27,286

Stockholders are entitled to receive as mandatory dividends, in each fiscal year, an amount of not less than twenty-five percent (25%) of the adjusted net income, as provided for in the Brazilian Corporate Law.

BANCO BMG S.A
NOTES TO THE INTERIM CONSOLIDATED FINANCIAL STATEMENTS
ON MARCH 31, 2026 AND DECEMBER 31, 2025

All amounts in thousands of reais unless otherwise stated

(A free translation of the original in Portuguese)

27. Transactions with related parties

(a) The intragroup transactions included in consolidation were eliminated from the interim consolidated financial statements, The main balances with related parties can be shown as follows:

Related Parties Transactions	Assets / (Liabilities)		Income / (Expenses)	
	03/31/2026	12/31/2025	1st Q 2026	1st Q 2025
Interfinancial liquidity investment	0	0	0	0
BMG Bank (Cayman) Ltd.	667,151	610,396	11,814	62,927
Credit operations				
Key management personnel	5,459	5,620	-	-
Other related parties - Legal Person	254,615	193,815	13,246	6,497
Marketable securities				
Companhia Securitizadora de Creditos Financeiros Cartoes Consignados II	3,220,192	3,220,192	94,794	45,613
Income receivable				
Banco Bmg Soluções Financeiras S.A.	108,415	108,415	-	-
Banco BMG Consignado S.A.	117,066	117,066	-	-
BMG Leasing S.A. – Arrendamento mercantil	89,530	89,530	-	-
Bmg S.A. Distribuidora de Títulos e Valores Mobiliários	2,072	2,072	-	-
Araujo Fontes Participações Ltda.	-	46	-	-
Other Assets				
Banco BMG Consignado S.A.	-	96	-	-
Bmg Corretora de Seguros Ltda.	2,923	2,332	-	-
Bmg Seguradora S.A.	2,447	4,338	-	-
EGL - Empreendimentos Gerais Ltda.	13	19	-	-
Demand deposits				
BMG Leasing S.A. – Arrendamento mercantil	(8,295)	(10,500)	-	-
Bmg S.A. Distribuidora De Títulos E Valores Mobiliários	(3,130)	(4,092)	-	-
Help Franchising	(845)	(863)	-	-
CBFacil Corretora de Seguros e Negócios Ltda.	(1,928)	(1,855)	-	-
ME Promotora de Vendas Ltda.	(339)	(305)	-	-
BMG Soluções Eletrônicas S.A.	(5)	(6)	-	-
Bmg Estrutura Corporativa Ltda.	-	(89)	-	-
Bmg Corretora de Seguros Ltda.	(1,045)	(722)	-	-
Rara Intermediação De Negócios Ltda.	(2,155)	(813)	-	-
R&C Franchising Intermediações Ltda.	(18)	(68)	-	-
Bmg Seguridade	(382)	(882)	-	-
Bmg Participações em Seguradora Ltda.	(52)	(320)	-	-

BANCO BMG S.A
NOTES TO THE INTERIM CONSOLIDATED FINANCIAL STATEMENTS
ON MARCH 31, 2026 AND DECEMBER 31, 2025

All amounts in thousands of reais unless otherwise stated

(A free translation of the original in Portuguese)

Related Parties Transactions	Assets / (Liabilities)		Income / (Expenses)	
	03/31/2026	12/31/2025	1st Q 2026	1st Q 2025
Bmg Seguradora S.A.	(1,138)	(2,789)		
EGL - Empreendimentos Gerais Ltda.	(1)	(91)		
Interbank deposits				
Banco BMG Consignado S.A.	(560,785)	(600,398)	(20,790)	(18,047)
Banco Bmg Soluções Financeiras S.A.	(345,826)	(324,054)	(11,974)	(8,105)
BMG Leasing S.A. – Arrendamento mercantil	(102,312)	(77,179)	(3,133)	(12,682)
Bmg S.A. Distribuidora de Títulos e Valores Mobiliários	(11,432)	(11,029)	(403)	(308)
Time deposits				
Bmg Seguridade	(56,498)	(64,835)	(2,122)	(1,194)
Bmg Participações em Seguradora Ltda.	(11,765)	(16,262)	(397)	(483)
Help Franchising	(53,207)	(48,257)	(1,709)	(1,118)
ME Promotora de Vendas Ltda.	(22,021)	(21,806)	(754)	(566)
CBFacil Corretora de Seguros e Negócios Ltda.	(10,546)	(50,427)	(3,397)	(7,616)
BMG Soluções Eletrônicas S.A.	(605)	(592)	(23)	(16)
Bmg Estrutura Corporativa Ltda.	(100,953)	(106,127)	(3,463)	(2,515)
Bmg Corretora de Seguros Ltda.	(16,614)	(10,357)	(1,981)	(2,510)
Rara Intermediação De Negócios Ltda.	(30,520)	(29,648)	(1,079)	
R&C Franchising Intermediações Ltda.	(11,121)	(10,921)	(396)	
Other liabilities				
Banco Bmg Soluções Financeiras S.A.	(105)	(393)		
Banco BMG Consignado S.A.	(309)	(43)		
Bmg S.A. Distribuidora De Títulos E Valores Mobiliários	(230)			
EGL - Empreendimentos Gerais Ltda.	(66)	(94)		
O2Obots Inteligencia Artificial Sa	(20)	(110)		

(b) Short-term benefits to management members

	2026	2025
Fixed compensation	63,091	40,048
Social security contribution	14,195	9,011
Total	77,286	49,059

(c) Share-based payment

In order to stimulate the development of a long-term vision and alignment between the interests of employees, officers and shareholders of the BMG Group, enabling the Company to attract and retain talent, maximize the generation of income and encourage value creation in a sustainable manner, a Long-Term Incentive Plan was implemented in 2020 with payment based on Shares, whose supervision, planning and control is the responsibility of the Board of Directors,

This program makes it possible for officers and other eligible employees to receive the Company's "BMGB4" preferred shares as a long-term incentive, comprising their respective variable remuneration ("Performance Shares Units" or "PSU"), observing, when applicable, the conditions of CMN Resolution No, 3,921/10, Technical Pronouncement CPC 10/IFRS 2 "Share-Based Payment" and the Company's Directors Compensation Policy,

The number of shares to be awarded under this plan shall not exceed 10% of the outstanding shares on March 18, 2020 and will be evaluated according to the weighted average of the closing price of the share in the 20 trading sessions immediately prior to the date of the PSU calculation,

In line with the Long-Term Incentive Plan with payment based on Shares, the Bank paid in the period ended March 31, 2026 the amount of R\$15,168 (2025 - R\$7,002) to directors and other eligible employees, net of tax effects,

(d) Other information

Pursuant to Resolution CMN nº 4,693, as of January 2019, financial institutions may carry out credit operations with related parties, in compliance with the conditions and limits defined by the aforementioned resolution, Accordingly, Banco BMG established a policy to conduct credit operations with related parties, duly approved by the Board of Directors and formalized in a specific document made available to the Central Bank of Brazil,

BANCO BMG S.A
NOTES TO THE INTERIM CONSOLIDATED FINANCIAL STATEMENTS
ON MARCH 31, 2026 AND DECEMBER 31, 2025

All amounts in thousands of reais unless otherwise stated

(A free translation of the original in Portuguese)

(e) Equity interest

The members of the board of directors and the executive board jointly hold the following equity interests in BMG:

Common and preferred shares	2026		2025	
	Number	%	Number	%
Administrative Council	157,419,921	26.3%	157,419,921	26.3%
Board of Directors	1,614,397	0.3%	1,614,397	0.3%
Other	440,053,976	73.4%	440,053,976	73.4%
Total	599,088,294	100.0%	599,088,294	100.0%

28. Other information

(a) Commitments and Guarantees

Guarantees and sureties given by the Financial Conglomerate to customers amount to R\$405,676 (2025 – R\$351,378) and are subject to financial charges and counter-guarantees from the beneficiaries,

(b) Agreements for the clearing and settlement of liabilities in the National Financial System environment

In order to allow the offsetting of credits and debits held with a single counterparty, whose maturities of the rights and obligations may be accelerated to the date on which the event of default by either parties occurs, the BMG Conglomerate, pursuant to CMN Resolution No, 3,263, of February 24, 2005, entered into compensation agreements in the scope of derivative agreements, as well as agreements for the offset and settlement of assets and liabilities,

(c) Material facts

In relation to the Relevant Facts disclosed on October 29, 2020 and November 3, 2020, referring to the “Macchiato” and “Descarte” operations, in compliance with the decision of the 2nd Federal Criminal Court of São Paulo, as well as the IRS assessment In relation to the disallowance of payments made to certain suppliers, the Bank informs that there are no updates and that no irregularities were found in the Bank’s information collection available to the Investigation that corroborates the occurrence of crimes of money laundering, corruption or against the National Financial System,

(d) Reconciliation of Net Income and Equity

The individual Financial statements of Banco Bmg S.A. are prepared in accordance with accounting practices adopted in Brazil, applicable to institutions authorized to operate by the Central Bank of Brazil (BACEN), unlike the interim consolidated financial statements, prepared in accordance with international financial reporting standards (“IFRS”) issued by the “International Accounting Standard Board” (“IASB”). In compliance with CMN Resolution No. 4,818/20, we highlight that the main difference between Net Income and Equity basically result from the reversal of the amortization of goodwill realized in the consolidated financial statements and the change in the model for classifying and measuring financial assets.

(e) Non-Operational Result

On November 29, 2019, BMG Participações em Negócios Ltda., a company controlled by the Bank, entered into a Share Purchase and Sale Agreement with Assicurazioni Generali S.p.A. (“Generali”), through which it sold to Generali 30% of the share capital of its investee BMG Seguros S.A. for R\$54,000, generating a gain of R\$26,448 adjusted in equity under “other comprehensive income”. The amount refers to the derecognition of the gain mentioned above in “other comprehensive income” and recognition in the result due to the completion of the sale of said company.

(f) Commitment Agreement with INSS

As disclosed in the Market Announcement on October 31, 2025, Banco Bmg S.A., in compliance with CVM Resolution No. 44/21, informed its shareholders and the market in general that, aiming to continue payroll loan operations with the National Institute of Social Security (INSS), it signed a Commitment Agreement with INSS.



BANCO BMG S.A

NOTES TO THE INTERIM CONSOLIDATED FINANCIAL STATEMENTS

ON MARCH 31, 2026 AND DECEMBER 31, 2025

All amounts in thousands of reais unless otherwise stated

(A free translation of the original in Portuguese)

This Agreement reinforces the Bank's commitment to transparency, governance, and continuous improvement of the customer experience, including measures aimed at greater security and clarity in contracting. Among these measures is the expansion of the use of video call formalization – a practice already adopted by the Bank in payroll credit card operations, and now extended to all INSS payroll loan operations. These initiatives reflect the Bank's purpose of strengthening its institutional relationship with INSS, promoting an ethical, responsible, and customer-centered credit journey, in line with best corporate governance practices.

(g) Subsequent event

On April 28, 2026, Banco Bmg S.A. informed its shareholders and the market in general that its Board of Directors, at a meeting held on that date, approved the declaration and payment of Interest on Equity ("IoE") related to the first quarter of 2026, in the total gross amount of R\$ 64.8 million, equivalent to R\$ 0.10 per common and preferred share issued by the Bank (the "Shares" or "Share"), subject to a 17.5% withholding income tax, resulting in a net amount of R\$ 0.0825 per Share. Legal-entity shareholders that are demonstrably exempt or immune from such withholding tax are excluded from this retention.

Payment to shareholders will be made on May 21, 2026, based on the shareholding position as of the close of business on May 11, 2026. Accordingly, as from May 12, 2026 (inclusive), the Bank's Shares will be traded on an ex-rights basis.

BANCO BMG S.A
NOTES TO THE INTERIM CONSOLIDATED FINANCIAL STATEMENTS
ON MARCH 31, 2026 AND DECEMBER 31, 2025

All amounts in thousands of reais unless otherwise stated

(A free translation of the original in Portuguese)

APPENDIX I - Consolidated Statement of Value Added

The consolidated statement of value added below is not required by IFRS, but it is being presented as additional information, as required by the Brazilian corporate law for publicly held companies and was derived from the Bank's interim consolidated financial statements and prepared in accordance with IFRS standards.

	2026	2025
1 – Revenue	2,195,936	2,442,881
Financial intermediation	2,215,740	2,577,106
Services rendered	38,258	36,389
Provision for impairment of receivables	(432,084)	(511,741)
Recovery of receivables written off as losses	45,924	55,246
Other operating income	327,873	258,866
Non-operating	225	27,015
2 – Expenses	(1,617,040)	(1,857,988)
Financial intermediation expenses	(1,353,498)	(1,633,938)
Other operating expenses	(263,298)	(223,828)
Non-operating	(244)	(222)
3 - Inputs acquired from third parties	(241,383)	(247,575)
Materials, energy and other	(36,838)	(36,187)
Outsourced services	(30,662)	(33,697)
Other	(173,883)	(177,691)
Communication	(6,245)	(7,907)
Advertising, promotions and publicity	(12,312)	(22,569)
Data processing	(72,822)	(64,366)
Specialist technical services	(62,888)	(73,143)
Bank fees	(18,740)	(8,848)
Transportation	(876)	(858)
4 – Gross value added (1 – 2 – 3)	337,513	337,318
5 – Depreciation and amortization	(52,309)	(44,258)
6 – Net value added generated by the entity (4 – 5)	285,204	293,060
7 – Value added received as transfer	10,928	24,724
Equity in the results of investees	10,928	24,724
8 – Value added to be distributed (6 + 7)	296,132	317,784
9 – Distribution of value added	296,132	317,784
9.1 Personnel	122,819	94,017
Direct compensation	71,583	56,408
Benefits	51,236	37,609
Payroll charges	8,274	4,954
9.2 Taxes and fees	20,840	79,593
Federal	16,818	74,814
State	138	339
Municipal	3,884	4,440
9.3 Interest	127	1,816
Leases	127	1,816
9.4 Payments to stockholders	144,072	137,404
Interest on equity	64,815	77,498
Earnings/ Loss for the period	78,976	53,190
Non-controlling interest in retained earnings	281	6,716



BANCO BMG S.A
NOTES TO THE INTERIM CONSOLIDATED FINANCIAL STATEMENTS
ON MARCH 31, 2026 AND DECEMBER 31, 2025

All amounts in thousands of reais unless otherwise stated

(A free translation of the original in Portuguese)

* * *

Carlos Andre Hermesindo da Silva
(Controller and Chief Finance Officer)

Marco Antonio Antunes
(Chairman and Specialist Member of the Audit Committee)

Emerson Jezuino Teodoro Silvestre
CRC - 1SP183479/O-1
(Accountant in Charge)



BANCO BMG S.A
NOTES TO THE INTERIM CONSOLIDATED FINANCIAL STATEMENTS
ON MARCH 31, 2026 AND DECEMBER 31, 2025

STATEMENT OF THE DIRECTORS ABOUT THE INTERIM FINANCIAL STATEMENTS

In compliance with the provisions of art, 25, item VI of the Securities and Exchange Commission Instruction No, 480/09, Banco Bmg S.A.'s Directors hereby declare that, according to their cognizance of the matter, they reviewed, discussed and agreed with the interim consolidated financial statements to the period ended on March 31, 2026.

CHIEF EXECUTIVE OFFICER AND INVESTOR RELATIONS OFFICER

In compliance with the provisions of art, 25, item V of the Securities and Exchange Commission Instruction 480/09, the directors of the Bank Bmg S.A., hereby declare that they have reviewed, discussed and agree with the interim consolidated financial statements for the period ended on March 31, 2026 disclosed on this date, as well as that they had reviewed, discussed and agreed with the conclusions expressed in the audit report of the independent auditors PricewaterhouseCoopers Auditores Independentes Ltd, and in the opinion of the Fiscal Council to the period ended on March 31, 2026.

São Paulo, May 05, 2026

Executive Officers

Carlos Andre Hermesindo da Silva
Flávio Pentagna Guimarães Neto