

# Earnings Summary



Banco do Brasil recorded adjusted net income of R\$9.6 billion in the 4Q24, up 1.5% YoY, and a 20.8% ROE.

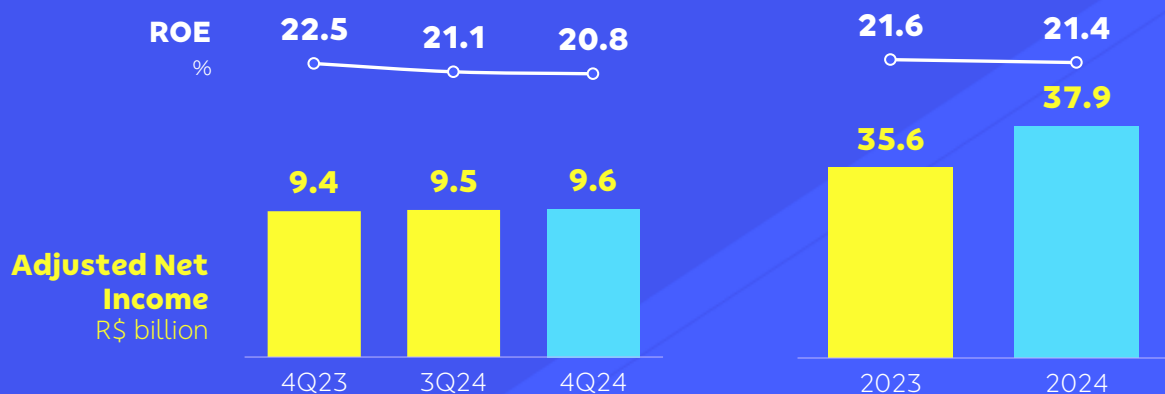
In the quarterly comparison, income was influenced by NII growth (+3.6%) and ALLL expenses decrease (-8.2%), combined with administrative expenses under control (+1.4%).

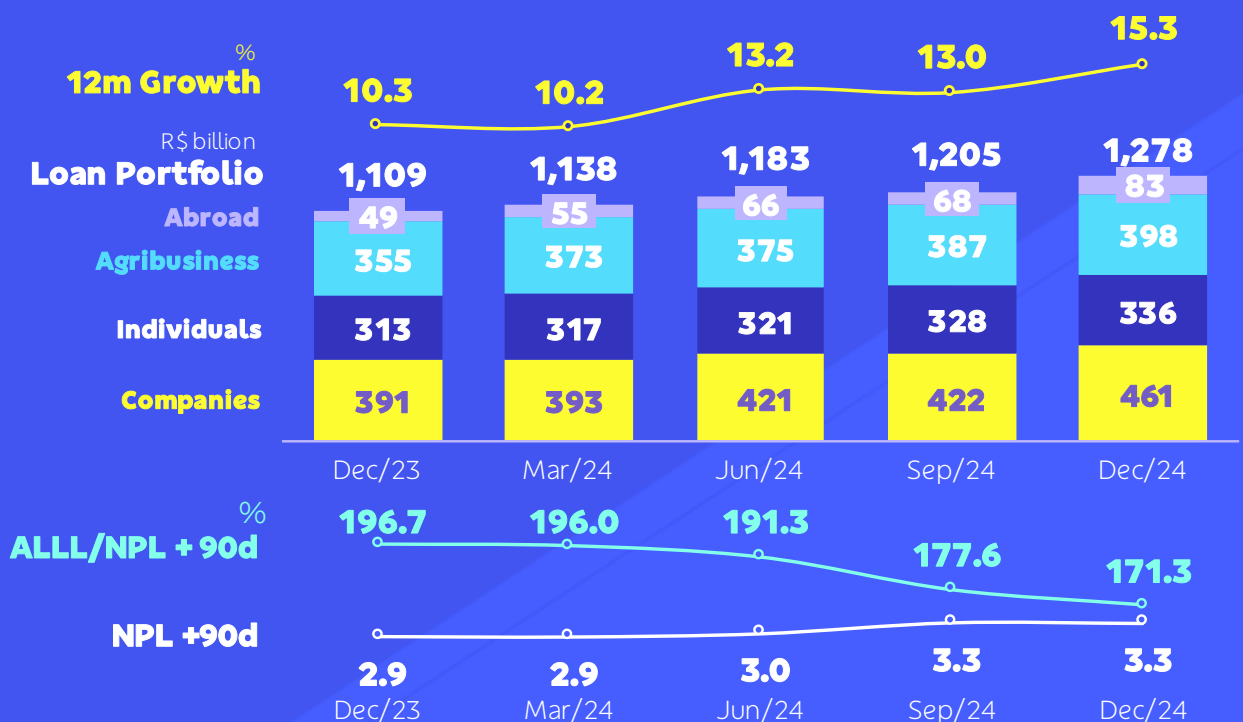
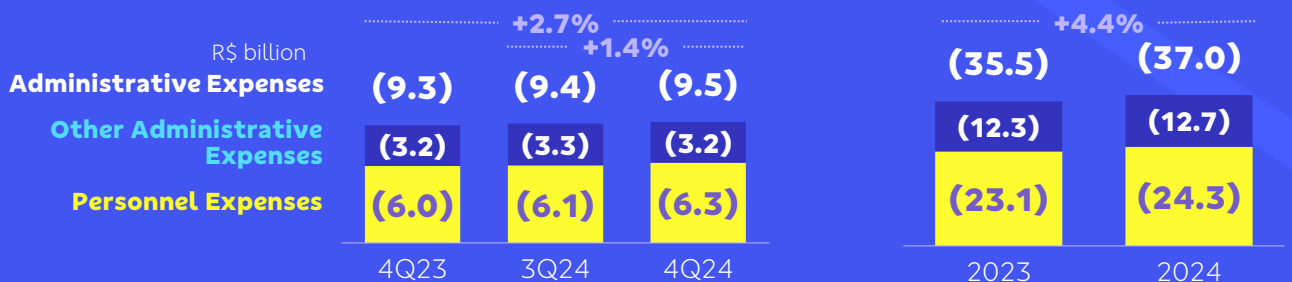
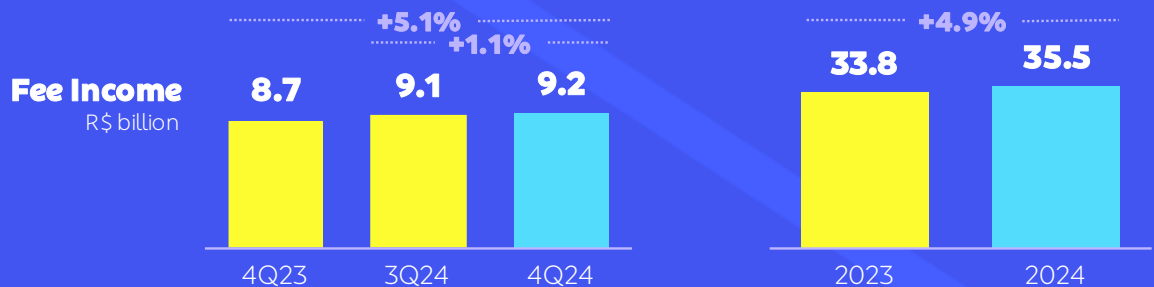
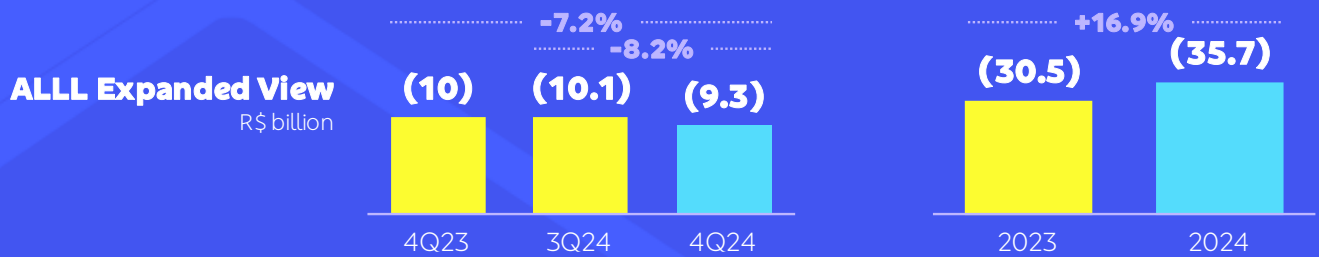
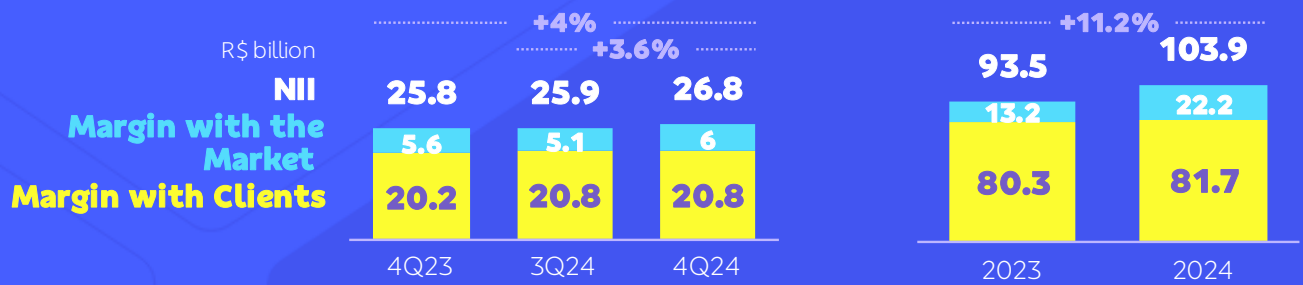
Loan portfolio exceeded R\$1.3 trillion in December/24, 6.1% growth QoQ, influenced by corporate segment performance.

Year-to-date, adjusted net income was R\$37.9 billion, 6.6% growth and profitability (ROE) reached 21.4%. The result was influenced mainly by NII performance (+11.2%), fee revenue (+4.9%) and administrative expenses control (+4.4%).

Credit portfolio grew 15.3% within all segments. NPL+90d ratio ended December/24 in 3.32%, mainly influenced by the agribusiness segment. Thus, ALLL expenses, expanded view, grew 16.9% Year-to-date.

The Basel ratio was 13.75% in December/24. The Tier I capital ratio was 12.66%, of which 10.89% was CET I capital.







# Performance

**Table 1.** Summary of Income, Balance Sheet and Multiples

R\$ million, except percentages	4Q23	3Q24	4Q24	Δ% Y/Y	Δ% Q/Q	2023	2024	Δ% YtD
<b>   Managerial Income</b>								
<b>Adjusted Net Income</b>	<b>9,442</b>	<b>9,515</b>	<b>9,580</b>	<b>1.5</b>	<b>0.7</b>	<b>35,562</b>	<b>37,896</b>	<b>6.6</b>
Net Interest Income (NII)	25,769	25,870	26,791	4.0	3.6	93,497	103,944	11.2
ALLL Expanded View	(9,983)	(10,086)	(9,263)	(7.2)	(8.2)	(30,531)	(35,698)	16.9
Fee Income	8,744	9,096	9,192	5.1	1.1	33,831	35,477	4.9
Administrative Expenses	(9,253)	(9,373)	(9,502)	2.7	1.4	(35,454)	(36,998)	4.4
<b>Accounting Net Income</b>	<b>8,862</b>	<b>8,920</b>	<b>8,773</b>	<b>(1.0)</b>	<b>(1.6)</b>	<b>33,819</b>	<b>35,440</b>	<b>4.8</b>
R\$ million, except percentages	Dec/23	Sep/24	Dec/24	Δ% Y/Y	Δ% Q/Q			
<b>   Balance Sheet</b>								
<b>Total Assets</b>	<b>2,172,480</b>	<b>2,469,586</b>	<b>2,433,868</b>	<b>12.0</b>	<b>(1.4)</b>			
Securities	466,994	509,318	580,835	24.4	14.0			
<b>Total Liabilities</b>	<b>1,999,404</b>	<b>2,282,167</b>	<b>2,243,796</b>	<b>12.2</b>	<b>(1.7)</b>			
Customers Resources	811,944	851,556	873,711	7.6	2.6			
<b>Shareholders' Equity</b>	<b>173,076</b>	<b>187,419</b>	<b>190,073</b>	<b>9.8</b>	<b>1.4</b>			
<b>   Loan Portfolio</b>								
<b>Expanded Loan Portfolio</b>	<b>1,108,578</b>	<b>1,204,752</b>	<b>1,278,251</b>	<b>15.3</b>	<b>6.1</b>			
Expanded Individuals Portfolio	313,119	328,267	336,018	7.3	2.4			
Expanded Companies Portfolio	390,786	421,583	461,070	18.0	9.4			
Expanded Agribusiness Portfolio	355,305	386,571	397,710	11.9	2.9			
<b>Classified Loan Portfolio's NPL+90d</b>	<b>2.9%</b>	<b>3.3%</b>	<b>3.3%</b>	<b>40 bps</b>	<b>(2) bps</b>			
<b>NPL+90d Coverage Ratio</b>	<b>196.7%</b>	<b>177.6%</b>	<b>171.3%</b>	<b>(2,532) bps</b>	<b>(630) bps</b>			
<b>   Capital Ratios</b>								
Tier I Capital Ratio	(Tier I/RWA)	13.91%	13.51%	12.66%	(125) bps	(85) bps		
CET1 Ratio	(CET1/RWA)	12.12%	11.77%	10.89%	(123) bps	(88) bps		
Capital Adequacy Ratio	(RE/RWA)	15.47%	14.66%	13.75%	(172) bps	(91) bps		
Units as detailed	4Q23	3Q24	4Q24	Δ% Y/Y	Δ% Q/Q	2023	2024	Δ% YtD
<b>   Market Indexes and Multiples</b>								
Return over Assets (ROA)	1.7%	1.6%	1.6%	(15) bps	(1) bps	1.7%	1.6%	(4.7) bps
Return over Equity (ROE)	22.5%	21.1%	20.8%	(168) bps	(32) bps	21.6%	21.4%	(20.3) bps
Cost-to-Income Ratio 12 months	27.1%	25.4%	25.6%	(152) bps	18 bps	27.1%	25.6%	(152) bps
IOC/Dividends – R\$ million	3,358	3,824	3,739	11.3	(2.2)	13,029	11,391	(12.6)
IOC/Dividends per Share – R\$	0.59	0.67	0.66	11.3	(2.2)	2.28	2.00	(12.6)
Earnings per Share – R\$	1.54	1.55	1.53	(0.6)	(1.3)	5.89	6.18	4.9
Book Value per Share – R\$	28.67	31.13	31.69	10.5	1.8	28.67	31.69	10.5
Fair Value per Share – R\$	27.70	27.18	24.17	(12.7)	(11.1)	27.70	24.17	(12.7)
(P/E) Price / Earnings per Share 12 months	4.70	4.39	3.91	(79) bps	(48) bps	4.70	3.91	(79) bps
(P/BV) Price / Book Value per Share	0.97	0.87	0.76	(20) bps	(11) bps	0.97	0.76	(20) bps



## Guidance

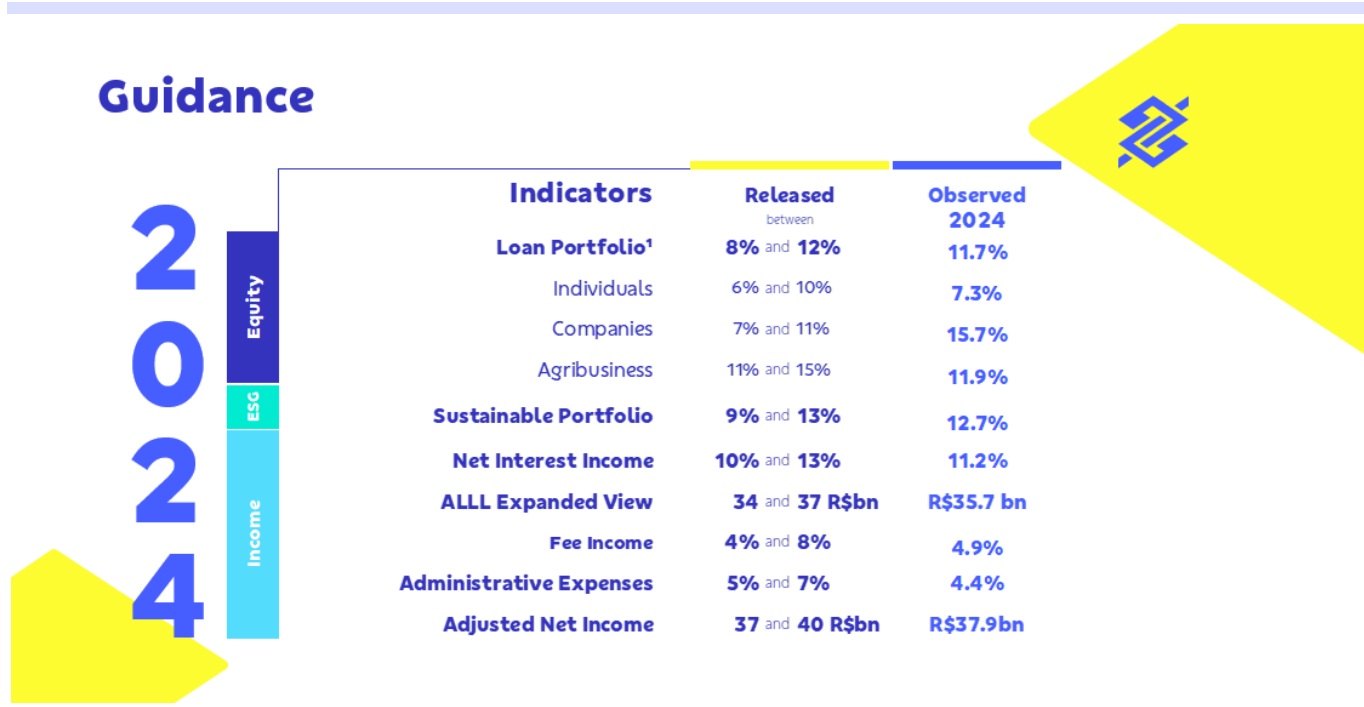
Banco do Brasil's guidance is prepared and presented for the reference year, with a quarterly appraisal.

The estimates are based on management's current expectations and projections about future events and financial trends that may affect the BB Conglomerate's business and are not a guarantee of future performance, in addition, they involve risks and uncertainties that may go beyond control of Management, and may, therefore, result in balances and results different from those presented.

In this sense, in 2024, the following indicators presented variation to the year guidance: (i) Companies loan portfolio: performance influenced by disbursement, in the quarter, in the wholesale segment; and (ii) Administrative expenses: influenced by cost control initiatives along the year.

Management's expectations and projections are linked to market conditions (technological changes, competitive pressures on products, prices, among others), the country's general economic performance (interest and exchange rates, political and economic changes, inflation, changes in legislation taxation, among others) and international markets performance.

Figure 1. 2024's Guidance



1) The credit projections consider the domestic classified portfolio added private securities and guarantees and do not consider government credit.



## Guidance 2025

The guidance for 2025 have been prepared based on the following variables:

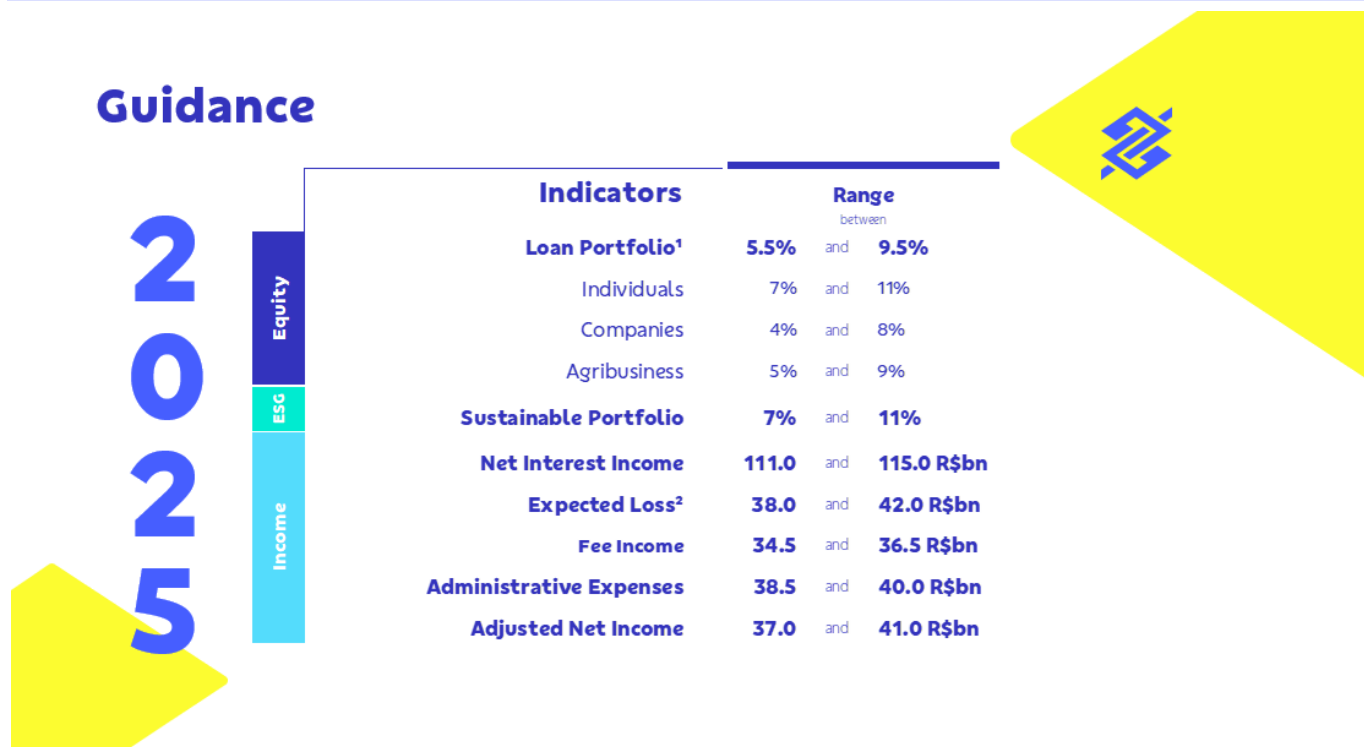
Variables under Management control

- Actions guided by sustainability, promoting ESG business and social development.
- Optimization of capital allocation.
- Focus on relationship, being the main solution provider, in order to enhance CX and the Bank's results.
- Preservation of current business model.
- Investments in digital acceleration.
- Emphasis on improving operational efficiency and expenses' control.

Variables that are not under Management control

- Regulatory changes that may impact the business.
- Level of domestic and global economic activity.
- Domestic macroeconomic policy structure maintenance.

**Figure 2.** 2025's Guidance



(1) The credit projections consider the domestic classified portfolio added private securities and guarantees and do not consider government credit.

(2) Expected Loss: corresponds to the provisions related to credit risk of financial instruments, in accordance with CMN Resolution 4,966/21.



Management

Report

2024





## Dear reader,

2024 was a challenging year for the entire industry, but once again BB managed to translate into numbers all the dedication of a team highly committed to the future of the bank and the country, and with this we recorded a net income of R\$35.4 billion.

We have worked continuously to deliver a personalized Banco do Brasil for each customer, with close relationships and phygital experience. In this way, business generation is sustainable and the return to our shareholders and society is a natural consequence of our way of being BB.

In addition to rewarding shareholders and sustaining credit growth, we generated R\$85.4 billion in value added to society, considering taxes, salaries, dividends and other components.

Our classified portfolio exceeded R\$1.1 trillion, with significant growth in all segments in which we operate.

In the individuals portfolio, we highlight payroll loans, which reached R\$138.7 billion or 41.8% of this portfolio. We are the market leader in this product, with approximately 8,000 agreements and arrangements for consignment, whether with public or private entities.

The corporate portfolio, which is distributed among three major audiences: MSME, Large Companies and the Public Sector, reached R\$346.5 billion, a growth of 12.8% compared to 2023, demonstrating our commitment to these segments, with emphasis on the growth of the Large Companies portfolio, which ended December 2024 with a balance of R\$143.6 billion, compared to R\$130.4 billion in December 2023.

We expanded our proximity to the public sector, totaling more than R\$77.8 billion in credit for states and municipalities, a growth of 30.5% compared to

2023, and with MSME with a balance of R\$125.0, a growth of 6.7% in 12 months.

In agribusiness, we highlight the positive performance of the expanded portfolio (+11.9%) compared to the previous year, with disbursements of R\$114.8 billion in the 2024/2025 Harvest Plan and R\$18.0 billion in the agricultural value chain, totaling R\$132.8 billion. More than 365 thousand operations were contracted in more than 5 thousand municipalities throughout the country, with 68.1% destined for family farming (Pronaf) and medium-sized producers (Pronamp).

We maintained our historical position as the main financial agent in the country, contributing significantly to the demand for credit in the segment and its chain, reaching an agribusiness classified credit portfolio of R\$357.5 billion.

The sustainable business portfolio reached R\$386.7 billion, an increase of 12.7% compared to December/2023, with agribusiness alone accounting for R\$169.6 billion or 43.9% of the total. Our commitment for 2030 is for this portfolio to reach R\$500 billion, and it currently represents 35.1% of our portfolio.

We invested in our digital strategy to become an even closer, more personalized, complete and available bank for our customers, offering solutions tailored to each customer's profile and stage of life on our integrated channel platform, applying analytical and artificial intelligence to hyper-personalize relationships.

As a result of our ongoing commitment to excellence in customer service, we ended the year, for the 10th consecutive time, in the best position in the Central Bank's complaints ranking among the five largest financial conglomerates in the country,



occupying 14th place among the 15 regulated Financial Institutions with the most customers.

We have made progress in cultural transformation, evolving the operational work model of our teams, which have become even more agile. We have grown in internal innovation practices with experimentation laboratories for new technologies and development of data and analytics solutions, in addition to partnerships with fintechs and startups that co-create with us.

In recognition of our contribution to a more sustainable economy, we have been classified for the 6th time as the most sustainable bank on the planet by the ranking of the 100 Most Sustainable Corporations in the World 2025 – Global 100, by Corporate Knights.

We continue to be committed to diversity, equity and inclusion and, as a result, we were selected for the second year to be part of the first Latin American index that measures gender and race criteria in Brazilian companies listed on the stock exchange (iDiversa from B3), ranking highest among financial companies.

In 2025, we renew our commitment to generating sustainable results for our shareholders, while adding value to society. Our purpose is to always be present and relevant in people's lives, contributing to the development of Brazil.

We invite you to explore our achievements in the following pages.







# Consolidated Financial Statements Results

We achieved net income of R\$35.4 billion in 2024, reflecting the good performance in credit, funding, services and business of the conglomerate, in addition to cost control. The Basel Index reached 13.75% and the Core Capital Ratio ended December at 10.89%.

For more details on the income and equity items for the period, see the Explanatory Notes in the Financial Statements and the Management Discussion and Analysis Report.

In January/25, CVM Resolution 4,966/2021 came into effect, which provides, among other topics, on the accounting concepts and criteria applicable to financial instruments, and whose initial impact of adoption can be found in Explanatory Note 2.

Net income  
of R\$35.4 billion

Classified Credit Portfolio  
R\$1.1 trillion  
growth of 12.8%  
in relation to 2023

	Banco do Brasil		BB Consolidated	
	2024	2023	2024	2023
<b>Earnings (R\$ million)</b>				
Net Income	35,260	33,615	35,440	33,819
Income from Financial Intermediation	56,249	53,436	66,797	65,707
Provision for losses associated with credit risk	(41,731)	(32,439)	(41,852)	(32,651)
Fee Income	21,278	21,066	35,477	33,831
Administrative and Personnel Expenses	(37,031)	(35,299)	(38,877)	(37,325)
<b>Equity (R\$ million)</b>				
Assets	Sep/24	Dec/23	Sep/24	Dec/23
Assets	2,395,432	2,208,054	2,433,868	2,172,480
Classified Loan Portfolio	1,077,766	964,925	1,100,471	975,349
Resources from Customers	833,290	787,539	873,711	811,944
Shareholders Equity	180,879	163,638	190,072	173,076



## Shareholders

We have a base of 1.5 million shareholders, 99.0% of whom are local individuals. At the end of December, our shareholding structure was distributed as follows: 50% of shares held by the Federal Government, 49.6% in free float and 0.4% in treasury. Local investors held 76.5% of the shares, and foreign investors held 23.5%. Our shares (BBAS3) represented 3.8% of the Ibovespa in the last four months.

The total amount allocated to shareholders in 2024 was R\$15.2 billion, corresponding to a payout of 45%, and the value per share was R\$2.86.

## Corporate Strategy

The Corporate Strategy (ECBB) is the document that reflects the essence of our company. It is our why as an organization. It involves defining priorities, clear goals, allocating resources and making strategic decisions that will help us generate more sustainable results and value for society as a whole.

The ECBB has a five-year time horizon and is reviewed every year through a structured, participatory process using consolidated methodologies. The last review, for the period 2025-2029, was approved in December 2024 and had the collaboration of more than 13 thousand employees.

In this cycle, we ratified our purpose and values, reaffirming our commitment to supporting our customers and partners at all times. And we maintained our focus on our long-term objectives, which guide our actions focused on customer experience, social and environmental responsibility, digital transformation and innovation.

The engagement and collaboration of our staff are essential to achieving our goals, which is why promoting continuous learning and an increasingly safe and inclusive environment are part of our culture.



## Clients

The customer is at the center of our strategy and we are focused on hyper-personalizing our relationships with the goal of delivering a bank for each customer and considering the 360° view of each of them.

We remain engaged in the process of analyzing customer data and transforming it into increasingly valuable insights for generating sustainable business. The use of Generative AI is already a reality, and the tools for developing new models are increasingly agile and robust. With this, it is possible to personalize offers, improve service and create more effective marketing strategies.

We have 1.14 million customers between the ages of 0 and 17, of which approximately 33% use BB Cash, an account for children and young people. In 2024, we almost doubled the BB Cash account base, a 96% increase compared to December 2023.

These customers show an engagement rate of over 95%, with over 67% of the public making transactions via Pix. These transactions exceeded the value of R\$1.3 million in 2024, with an increase of over 100% compared to 2023. In addition, approximately 70% of these customers use cards and over 30% have some type of financial investment.

The Ponto BB (.BB), located in Recife-PE, has become a reference in Porto Digital as a partner, joining forces on several fronts of technology, innovation, culture and entrepreneurship. Since its opening in March/2024, it has received over 7.5 thousand visitors per month. The success of .BB was confirmed with the Gold award at The Customer Summit Awards in the Customer Experience category - Best Customer Delight Strategy. Created in 2004, BB Estilo and Private, our

relationship models for High Income clients, have completed 20 years.

For companies in the country, we have a complete portfolio of solutions and a specialized network.

The Painel Companies, a tool for SMEs, which centralizes financial management and offers an integrated and secure platform for personalized services and strategic support, reached 211 thousand users in 2024 and managed R\$856 billion in annual revenue.

The Conta Digital PJ (a digital companies current account), which can be opened exclusively through the Companies App, broke records in 2024, with 58.9 thousand new accounts opened, an increase of 37% compared to the previous year.

In November, we launched, together with Cielo, the Tap on Phone solution, which transforms smartphones into card machines, allowing contactless payments. This innovation facilitates commercial transactions for SMEs.

The 2024 edition of MPE Week, a BB movement that supports micro and small businesses, had more than 630 thousand visitors on the platform. During this period, we disbursed R\$7.6 billion in working capital and advances on receivables for small businesses and had a record number of Digital Companies Accounts opened.

We remain committed to female entrepreneurship with the Women at the Top strategy. We offer solutions, products and services that meet the diverse needs of female entrepreneurs.

We have more than 1.3 million companies run by women, representing 42% of our client portfolio. R\$1 billion was disbursed in exclusive lines for companies run by women in 2024.



## Technology and Innovation

We have technology that transforms the experience of customers and employees into sustainable businesses, with efficiency and protagonism.


Our Digital Strategy focuses on digital and cultural optimization and transformation. We implement actions involving cutting-edge technology, new business models and the escalation of agility in the organization, with the objective of delighting customers and generating lasting results, consolidating ourselves as a technological and digital bank.

In 2024, we integrated technology and accessibility to offer, with excellence, an efficient and inclusive digital bank. The BB card with voice and Braille demonstrates this integration, allowing the cell phone to emit audio with transaction details at the POS machine. In addition, we have 24 thousand self-service terminals (ATMs) equipped with accessibility modules. The BB Super App stands out as one of the best rated in the market, ranking among the 10 most popular among Brazilians and being the most accessible in the financial sector. We have transacted 25% of all Pix financial transactions in the country since the creation of this payment method and we were the first to make the Pix contactless functionality available directly in our app. Furthermore, reinforcing the efficiency of our technological solutions, WhatsApp BB's resolution rate is 98.7%, with only 1.3% of calls being transferred to human service.

We have evolved exponentially in solutions developed with AI and Analytics. Compared to the previous year, there was an increase of more than 300% in the amount of data products made available, providing customers with delightful

experiences, improving our employees' journey and generating sustainable results.

For micro and small business customers, we launched ARI (Smart Recommendations Area), an innovative solution that uses artificial intelligence and analytics to provide automated and personalized recommendations.



By the end of 2024, Shopping BB recorded approximately 34 million transactions, moving more than R\$1.2 billion in sales of non-financial products and services to approximately 5.1 million unique customers.

These services and innovations are supported by a robust IT infrastructure. Our technology park is among the largest in Latin America, with peaks of more than 17 billion transactions in a single day, which enable, with excellence, the major movements of BB and the market. Additionally, we continue to advance in our hybrid cloud strategy: in this 4Q24, we increased cloud deployments by approximately 60% compared to the same period last year.

These numbers and initiatives reinforce that we continue to offer innovative technological solutions to fulfill our purpose of being close and relevant in people's lives wherever, whenever and however they want.



# ESG (Environmental, Social and Governance) Agenda

We are a reference in Environmental, Social and Governance (ESG) practices, with actions to manage risks and opportunities. Our Sustainability Plan - BB Agenda 30, aligned with the UN SDGs and the Paris Agreement, is our main instrument, including 47 actions and 100 indicators for 2023-

2025. In addition, the BB 2030 Commitments for a More Sustainable World establish objectives on four fronts of action: sustainable credit, responsible investment, ESG and climate management, aiming to generate positive impacts in the value chain.

## BB's 2030 Commitments for a more Sustainable World



Sustainable Loans	Responsible Investments	ESG Management	Positive Impact in Value Chain
<p><b>Sustainable Loan Portfolio</b></p> <p><b>R\$ 500 billion</b> by 2030. dec/24 balance: R\$ <b>386.7</b> billion</p>	<p><b>Sustainable Investment Funds</b></p> <p><b>R\$ 22 billion</b> in Sustainable investment funds<sup>2</sup> by 2030. dec/24 : R\$ <b>4.1</b> billion</p>	<p><b>GHG Direct Emissions</b></p> <p>Offset <b>100%</b> of scopes 1 and 2. jun/24 : <b>100%</b></p> <p><b>100%</b> renewable energy<sup>3</sup> use from 2023 onward. jun/24 : <b>100%</b></p> <p>Reduce <b>42%</b> of direct emissions (scope 1) by 2030<sup>4</sup>. jun/24 : <b>28%</b> reduction</p>	<p><b>Financial Inclusion</b></p> <p>Renegotiate debt of <b>2.5 million</b> customers by 2025. dec/24 : <b>2.9</b> millions</p> <p>Reach <b>1 million</b> entrepreneurs with loans by 2025. dec/24 : <b>901.2</b> thousand</p>
<p><b>Renewable Energy</b></p> <p><b>R\$ 30 billion</b> by 2030. dec/24 balance: R\$ <b>16.7</b> billion</p>	<p><b>Sustainable Resources</b></p> <p><b>R\$ 100 billion</b> of sustainable funding for BB and its customers. dec/24 : R\$ <b>50.7</b> billion</p>	<p><b>Diversity</b></p> <p><b>30%</b> of women in leadership positions by 2025. <b>27.4%</b> in dec/24 .</p> <p><b>30%</b> of black, mixed-race, indigenous and Other ethnicities underrepresented in leadership positions by 2025. <b>29.1%</b> in dec/24 .</p>	<p><b>Banco do Brasil Foundation</b></p> <p>Invest <b>1 billion</b> in education, environmental care, inclusion, humanitarian aid, encouraging volunteerism and social technologies through the BB Foundation by 2030. dec/24 : R\$ <b>534.9</b> million</p>
<p><b>Sustainable Agriculture</b></p> <p><b>R\$ 200 billion</b> by 2030. dec/24 balance: R\$ <b>169.6</b> billion</p>		<p><b>Digital Heavy Users</b></p> <p>Get <b>17 million</b> customers as heavy users by 2025. dec/24 : <b>12.2</b> million</p>	<p><b>Reforestation and Forest Conservation</b></p> <p><b>1 million</b> hectares conserved and/or reforested until 2025. dec/24 : <b>755</b> thousand hectares</p> <p>Reinforce practices that promote the recovery of pastures and degraded areas and ensure zero illegal deforestation in BB financing.</p>
<p><b>Eficiência Municipal e Estadual Programs</b></p> <p>Disbursing<sup>1</sup> <b>R\$ 40 billion</b> by 2030. dec/24 : R\$ <b>42.2</b> billion</p>			

(1) Agriculture, culture, civil defense, education, energy efficiency and public lighting, sport and leisure, road infrastructure, public cleaning, environment, urban mobility, health, security and health surveillance;  
(2) In alignment with the regulatory change for sustainable investment funds; (3) Own plants, free market and RECs; (4) Compared to base-year, 2022.

## Sustainable Business

In line with our long-term commitments and aiming to help clients in the transition to a more sustainable economy, by the end of December 2024, we had reached R\$386.7 billion in sustainable credit operations, a growth of 12.7% in 12 months.

This amount was contracted in credit lines with a strong environmental and/or social focus or to finance activities and/or segments that bring positive socio-environmental impacts to the sectors of renewable energy, energy efficiency, construction, sustainable transport and tourism,

water, fishing, forestry, sustainable agriculture, waste management, education, health and local and regional development, thus reinforcing the transformative role in the country's development and in building an increasingly sustainable future for society.

The Sustainable Credit Portfolio is subject to an independent assessment, which considers the main ESG taxonomies, and is continually reviewed to incorporate best practices



## Sustainable Fundraising

We have intensified our activities in the interbank market, with multilateral institutions and commercial banks, in addition to strengthening our agenda with investors in the international capital market. In 2024, this resulted in more than R\$11 billion in ESG fundraising with disbursed resources.

The growth in total disbursements in operations with resources raised from institutions abroad and the market, for example, was 134%. These businesses diversify the Bank's funding mix, generating credit for Brazilians in all regions of the country, with a focus on ESG operations.

It is worth highlighting the following fundraisings: US\$800 million for investment in low-carbon agriculture, carried out in September; a Sustainability Bond of US\$750 million; and our participation in the first ECOINVEST auction, with the raising of R\$800 million in catalytic capital (low cost), of which R\$4.8 billion in loans from the sustainable portfolio.

## Carbon Market

We have strengthened our presence in the voluntary carbon market, supporting clients in developing projects that generate carbon credits with significant environmental additionality, offering advice on carrying out GHG emissions inventories and decarbonization plans, and offering carbon credits from high-integrity projects to offset unmitigated emissions.

In addition to selling carbon credits to be used to offset clients' emissions, we offer intermediation opportunities between those who need and those who have carbon credits. We also have specific lines of credit to promote projects that contribute to decarbonization, such as renewable energy and energy efficiency.

In 2024, approximately 755 thousand hectares were preserved or reforested through carbon projects and credit operations. Forest conservation carbon projects (REDD+) combine environmental preservation and income generation for owners, in addition to social projects aimed at riverside, traditional and indigenous communities located within and around these projects.

Aiming to diversify sources of carbon credit generation, in March 2024 we launched the Biogas Program, which supports the development of

projects based on the generation of biogas and biomethane in agriculture, especially with pig farmers and confined livestock. Since the beginning of the program, we have contracted four projects to develop carbon credits using this methodology, combining the correct disposal and management of waste with the generation of cheap and renewable energy, avoiding the emission of harmful gases into the atmosphere.

In line with diversification, we formalized five projects in the soil carbon modality (ALM) for the recovery of degraded pastures, totaling an area of 29,600 hectares, contributing to more sustainable agriculture and generating additional revenue for producers.

We demonstrated pioneering spirit launching Carbon Potential, a solution that uses satellite images, data analysis and AI to identify clients with properties with high potential for the development of projects that generate carbon credits. We support projects that help preserve more than 670 thousand hectares of native forest and the goal is to conserve or reforest 1 million hectares by 2025.



## Bioeconomy and Value Chain

We have been promoting the Bioeconomy, thus ensuring a healthier and more balanced future for future generations. Our work has focused on promoting the Bioeconomy of the Legal Amazon, since the conservation of biodiversity and carbon stocks in the Brazilian Amazon is essential for global climate regulation, in addition to being essential for the local economy, ensuring social and economic benefits for the region.

We contribute to the development of biodiversity in the country, providing financial resources, specialized services, credit lines with attractive

conditions and financial consulting services to assist family farmers, associations and cooperatives that work with the Bioeconomy. The objective of our work is to promote the strengthening and productive inclusion of Bioeconomy projects that respect good environmental practices and local cultures.

We are currently one of the main financiers of forest products and biodiversity, with R\$1.7 billion in bioeconomy projects in the Legal Amazon, representing a growth of 55% in 12 months.

## Corporate Governance

We adopt the best corporate governance practices. Since 2006, we have been listed on the B3 Novo Mercado, a segment with the highest corporate governance standards.

Our governance structure is composed of the General Shareholders' Meeting; the Board of Directors (CA) and its advisory committees – Audit Committee (Coaud); Personnel, Compensation and Eligibility Committee (Corem); Risk and Capital Committee (Coris), Technology and Innovation Committee (Cotei) and Corporate Sustainability Committee (Cosem); the Executive Board, composed of the Board of Directors (President and Vice-Presidents) and other Directors; and the Fiscal Council.

The Board of Directors also has the advice of the Internal Audit and an Independent Audit. The CA, an independent collegial decision-making body, has, as provided for by law and the Bylaws,

strategic, guiding, elective and supervisory powers. At least 30% of the members are independent, as defined in the legislation and in the B3 Novo Mercado Regulation.

In 2024, the Board of Directors (CA) revised the Policy for Appointment and Succession of Directors, incorporating ESG criteria for the Executive Board (Direx). At least half of the Direx members must include 30% women and 20% self-declared “black”, “brown” or “indigenous”, LGBTQIAPN+ or PcD, with implementation by 2027. This inclusion raises our global level in corporate governance.

Also in 2024, we achieved the “Improved” classification in iESGo 2024 - ESG Index of the Federal Court of Auditors (TCU), which assesses governance practices and social and environmental sustainability.

## Diversity, Equity, and Inclusion

We remain committed to diversity. Currently, women represent 44% of the Board of Directors (BD) and 50% of the Board of Directors (CA). In addition, two members of the Board of Directors and two of the CA identify as black. Two members of the Board and two of the CA identify as members of the LGBTQIAPN+ community.

We have one of the most diverse workforces in the market, endorsed by B3 through iDiversa, an index that recognizes companies that stand out for their diversity and representation of these groups. We are committed to promoting a collaborative, inclusive and equitable work environment, investing increasingly in actions that increase the number of women, black people and underrepresented ethnicities in leadership positions.

In October, we launched the History and Memory of Afro-descendants and Indigenous Peoples in Brazil initiative. This action is based, among other topics, on our Diversity, Equity and Inclusion guidelines and on our pacts and commitments made to promote racial equality, reaffirming our origins and ancestry, which are so important for the contemporary construction of our Brazilian identity. The goal is to rename up to 30 branches in the five regions of the country, recognizing and valuing the contribution of these personalities and communities to Brazilian society, culture and economy.

In November, we celebrate the Black Awareness Month, a period of great importance for reflecting on the struggle and resistance of the black population in Brazil and around the world. Established as a national holiday for the first time in 2024, the moment calls us to revere African culture and recognize the discrepancies that still persist in our society. To bring this conversation to the public, we launched the Black Voices videocast,



with four episodes that invite society to dialogue and reflect on the importance of combating racism and racial inequality inside and outside the Institution, in addition to introducing concrete actions by BB in this regard.

In November, we participated in the fifth edition of the International Forum on Corporate Racial Equity, held by the Business Initiative for Racial Equality. Reflecting on the theme “Climate Change, Neo-industrialization, Inclusion and Diversity”, the Forum brought together CEOs of large companies, authorities and personalities from the corporate and academic worlds to discuss the subject. The main purpose of the event was to disseminate good





practices and understand the challenges and market trends.

That same month, we launched the Anti-Discrimination Protocol, which standardizes and establishes action flows in cases of discrimination, promoting support, encouraging reporting and managing consequences. By knowing the Protocol, everyone who is at any of our points of contact will be able to know, in a simple way, how to proceed when faced with discriminatory attitudes.

Also in November, we participated in Expo Favela Innovation, in Fortaleza (CE), the largest innovation and entrepreneurship fair in Latin America focused on the outskirts of cities. The event aims to connect entrepreneurs from favelas with important leaders, personalities and public managers in Brazil. Aware of this market and our role as agents in reducing inequalities in the country, we were one of the sponsors of the event.

In December, during the 4th plenary meeting of the Council for Sustainable Social Economic

Development (CDESS) at the Itamaraty Palace in Brasília (DF), we signed the Pact for Racial Equality. In addition to supporting and being part of the working group that structured the Pact, we also shared a report with some of our main initiatives from recent years, implemented or in the process of being structured, that dialogue with this agenda. Our goal is to inspire other companies to commit to building concrete actions that have a structural impact on the lives of the black and quilombola population.

At this event, we launched the Black Faces Matter project, an initiative that uses Artificial Intelligence to reconstruct the faces of black personalities who have been erased from history due to the lack of iconographic records. The personalities who had their faces reconstructed using this technology were Luísa Mahin, Maria Felipa and Tereza de Benguela.

## Awards and Recognition

### January

We have been certified as a **Top Employer** for the 11th consecutive year. This certification recognizes companies with the best HR practices and is promoted by the Top Employers Institute.

President Tarciana Medeiros appears in second place in the **CEOs Change Makers** Brazil ranking, evaluated by Artificial Intelligence on the 100 Brazilian CEOs who have a major impact in the country.

Our brand was considered the strongest in the country. The company Brand Finance named the **500 strongest and most valuable brands in the world** at the Davos Economic Forum in Switzerland. Once again, BB was in the ranking and

moved up 50 positions in the ranking compared to 2023.

We won two categories of **Banking Transformation**. The award seeks to highlight the best practices in innovation, contributing to the improvement of the financial sector. We were awarded in the categories Innovation with AI and Operational Efficiency.

BB Private was listed in the Leaders League 2024 Ranking, in the Wealth Management - Private Bank Brazil category, which recognizes the best strategies in Brazil in wealth and asset management for Private clients.



## February

We were recognized by **Bacen in the Bacen Ranking and Broadcast Projeções from Agência Estado**, listed in 1st place in the short-term Selic Rate projection and in 4th place in the short-term IPCA projections. In addition, we were listed by Broadcast Projeções from Agência Estado for 4Q23. We ranked 2nd in the Basic Top 10, which ranks institutions according to their projections for a set of four indicators (Selic rate, exchange rate, IPCA and IGP-M).

**Blomberg Línea** presented the new edition of the 50 Impactful Women in Latin America. The list recognizes leaders who serve as inspiration and are transforming business in the region. For the second consecutive year, president Tarciana Medeiros is on the list.

## March

For the 11th time, we won the **Ombudsman Brasil Award**, which recognizes the work of organizations and ombudsmen to strengthen and expand the ombudsman institute in Brazil and around the world.

In the **Movimentos Elas Lideram 2030 and Raça é Prioridade Awards – UN Global Compact**, we won the award in the categories “30% of black or indigenous people in leadership positions by 2025”; and “Support for women's entrepreneurship through supply chains and marketing, with the implementation of business development practices that empower women” and President Tarciana Medeiros was nominated in two categories: CEO “Race is a priority” and CEO “Elas Lideram”.

**Recognitions in Technology:** Agile Trends Award 2024; Celent Model Risk Manager Award; The Innovators Award 2024 – Best info Security & Fraud Management; Open Finance Maturity Index 2024 – “Company that has or had the best Open Finance case in Brazil”.

## April

We achieved **1st place in the Broadcast Projeções Ranking in the Top 10 Overall** for 4Q23. This ranking, which included the participation of 50 financial institutions, involved estimates for a range of economic indicators, including IPCA, IGP-M, Selic rate, dollar, GDP, trade balance and net debt/GDP ratio.

We won the **Stevie Awards for Sales & Customer Service**, which recognizes customer support, sales and business development channels. We have three finalist cases in the training, innovation and relationship categories.

We were awarded by Celent Model Risk Manager 2024, in the category of **combating financial crime**, for using a technological solution to optimize operations to identify potential customers who are subject to sanctions.

We were recognized by the **International Business Magazine Awards 2024 and World Business Outlook Awards 2024**, in the following categories:

- Best Private Bank – Brazil
- Best Private Bank in Agribusiness Advisory – Brazil
- Best Private Bank in ESG Integration – Brazil
- Best Private Bank for Women – Brazil
- Best Private Bank for Succession Planning – Brazil
- Private Bank with the Highest Growth in 2024 – Brazil

## May

Our Private Bank was recognized as **the best in Latin America in the ESG Technology category** at the PWM Wealth Tech Awards 2024.

In the 2024 evaluation, by MSCI ESG Rating, we maintained the “A” rating, with a score of 5.3.

We won the 11th edition of the **Global Finance Award: The Innovators 2024**, being recognized in the Most Innovative Lending Solution category. The



case "Digital Compliance: Loan for Advance Payment of Income Tax Refund" won the award. Digital compliance is an initiative to develop and implement automated verification services for digitized documents, aiming at process compliance and reducing the dependence on manual checks.

## June

The OAB of the Federal District (DF) awarded Dr. Lucinéia Possar, Legal Director, with the **Myrthes Gomes de Campos Medal**, the highest honor granted to lawyers and authorities for the prominent role she plays in society and in the legal scenario of the DF.

We won 1st place in the Customer Service Satisfaction Award category, BNDES Recognition in the **Outstanding Financial Agents 2023** category.

We won the bronze award in the Smart Customer category "**Social Responsibility and Diversity**", with the case of self-declaration of people with disabilities in the BB App.

For the second consecutive year, we received an international award at the Nice Interactions event, held in Las Vegas (USA), which recognizes the **main innovations and trends in customer experience**. The winning case in the Outstanding Cloud Realization category deals with BB's pioneering work in the adaptation and large-scale use of cloud Contact Center solutions for relationship areas.

For the eighth consecutive time, we are in the best position among the 5 largest financial conglomerates in the country in the **Bacen complaints ranking**.

## July

The AB2L Law tech Experience 2024 event, held by the Brazilian Association of **Law techs and Legaltechs (AB2L)**, brought together law firms and legal departments from all over Brazil. We were certified for the adoption of innovative practices in the fields of Legal Innovation, People

Management, Legal Efficiency and Legal Partner for Business.

## August

We were awarded by the **Latin America Executive Team 2024**, by Institutional Investor, among companies in the financial sector, in the financial, corporate governance and sustainability categories, with emphasis on the Investor Relations program and the ESG program.

We had two solutions awarded at **Agile Trends Gov: InovAI**, which won the silver medal, and Simplifique, in 8th place.

We received the Top 10 Outstanding Executives award for the solution that uses Generative AI to optimize the processing of official letters and warrants. The award is granted by the **A.I. Executive Summit 2024**, an initiative by 7th Experience that recognizes the best projects and implementations using artificial intelligence.

## September

The **Latin American Women Awards** recognized outstanding lawyers in Latin America in multiple categories. In the corporate Banking & Finance category, the highlight went to BB's legal director, Lucinéia Possar.

We received Gold, Silver and Bronze Trophies in the **Best Performance** award, in categories related to Credit and Collection Management, Big Data Strategies, Data Architecture and Analytics, Customer Management, People Management and Customer Service with a focus on Digital Channels and Platforms. The award recognizes innovative practices and disruptive solutions in public and private companies related to various sectors, including Technology and Financial Innovation.

We were also honored with 5 awards from the **XXIV ABT Award**, which recognizes the industry's best practices in customer service and relationships.



## October

We were the most remembered bank brand in the country for the 34th consecutive edition, in **Top of Mind**.

We won the Top Financial Innovations: Investment and Lending award from **Best Financial Innovations 2024**, for innovation in Digital Compliance, a solution that reduces processing time and mitigates errors and fraud.

The Silver Trophy in the **Best Performance** award, in the Innovation in Analytics Tools and Technologies category, for the Price Intelligence System project.

We won the award for best Compliance department in the 1st Edition of the **Leaders League Compliance Summit & Awards**.

## November

We won the AI award at **IBM's TechXchange Awards** with an innovative AI governance solution.

We were awarded at **Corporate Venture in Brazil 2024**, a global event and the largest in the sector in Brazil, organized by ApexBrasil in partnership with the Global Corporate Venturing Institute.

We received the **Trophy for Excellence in Customer** Relations at the Awards sponsored by the Brazilian Telemarketing Association, in addition to winning five other awards in the categories: diversity and inclusion; social media service;

communication campaign; innovation in processes and people management.

We won the **Innovative Award** in the categories: Sustainability and Socio-Environmental Impacts; Financial Services; Excellence in Sales; Corporate Productivity. This award is organized by the Innovative Platform, in partnership with Accenture and FGV EAESP, and recognizes the best practices in digital innovation in Brazil.

## December

The North American edition of **Forbes** magazine released the list of the 100 most powerful women in the world and **President Tarciana is listed as the 18th most powerful woman in the world**. Another international publication that recognized Tarciana's performance was Bloomberg Línea, which included the **president in the list of 100 Innovators in Latin America in 2024**.

We were elected **leader in respect for consumers** in the Large Banks and Personal Credit segments in the Respeito 2024 Awards.

We won the **"Bank of the Year"** award in the 20th edition of Banking Transformation, promoted by Cantarino Brasileiro.

We won gold at **The Customer Summit Awards 2024**. The award recognized successful projects in transforming the customer journey. .BB's digital environment won an award in the best customer delight strategy category.



## Securities and Information of Affiliates and Subsidiaries

In accordance with art. 8th of Circular Bacen 3,068/2001, we affirm our intention and financial capacity to maintain, until maturity, the securities classified in the “Securities Held to Maturity” category. Our financial capacity is supported by cash flow projections that do not consider the possibility of selling these securities.

The breakdown of securities by category and the reclassification of securities can be found in explanatory note 10 – Securities.

In compliance with article 243 of Law 6,404/1976, we inform that the company's investments in associated and controlled companies are listed in explanatory notes 2 – Presentation of Financial Statements and 14 – Investments.

## Additional Clarifications

We have R\$1.4 billion (consolidated) in unrecovered tax credits, as shown in Note 22 – Taxes on Individual and Consolidated Financial Statements (subitem “f”). We record R\$19.4 billion in offsetting accounts, in accordance with the rules set forth in the Accounting Plan for Financial Institutions (Cosif), arising from joint obligations and risks in guarantees provided to customers and companies of the Banco do Brasil Conglomerate.

In compliance with article 243 of Law 6,404/1976, we hereby inform you that the company's investments in affiliated and controlled companies are listed in Notes 2 – Presentation of Financial Statements and 14 – Investments.

We publish annually the investments made in public policies in our Annual Letter of Public Policies and Corporate Governance, available on the website [ri.bb.com.br](http://ri.bb.com.br).

Banco do Brasil, its shareholders, directors and members of the Fiscal Council undertake to resolve any and all disputes or controversies related to the Novo Mercado Regulation through the B3 Arbitration Chamber, in accordance with the arbitration clause contained in Banco do Brasil's Bylaws.

This Management Report was prepared based on the Individual and Consolidated Financial Statements prepared in accordance with the Accounting Standards for Institutions Regulated by the Central Bank of Brazil (Cosif). For more information, the Reference Form, the Performance Analysis Report and the Institutional Presentation are available at [ri.bb.com.br](http://ri.bb.com.br).

# Financial Statements



December 31, 2024

A photograph of a modern, multi-story office building with a white facade and a grid of dark-framed windows. The building is set against a clear blue sky. In the bottom left corner, there are some green trees. A large yellow triangle is overlaid on the bottom right corner of the image.

 **BANCO DO BRASIL**



# Índice

<b>Financial Statements.....</b>	<b>2</b>
Balance sheet .....	3
Statement of income .....	4
Statement of comprehensive income.....	5
Statement of changes in shareholders' equity.....	6
Statements of cash flows.....	10
Statement of value added .....	11
<b>Notes to the Financial Statements.....</b>	<b>12</b>
1 – The Bank and its operations .....	12
2 – Presentation of financial statements .....	13
3 – Description of significant accounting policies .....	20
4 – Significant Judgments and accounting estimates.....	27
5 – Acquisitions, disposals and corporate restructuring .....	30
6 – Information by segment .....	31
7 – Cash and due from banks .....	35
8 – Deposits with Central Bank of Brasil .....	36
9 – Interbank investments .....	37
10 – Securities .....	38
11 – Derivative financial instruments.....	45
12 – Loan portfolio.....	52
13 – Other assets .....	61
14 – Investments .....	63
15 – Property for use .....	68
16 – Intangible .....	69
17 – Customers resources .....	71
18 – Financial institutions resources.....	73
19 – Resources from issuance of debt securities .....	76
20 – Other liabilities .....	81
21 – Provisions and contingent liabilities .....	83
22 – Taxes .....	88
23 – Shareholder's equity .....	91
24 – Service fee income.....	98
25 – Personnel expenses.....	99
26 – Other administrative expenses.....	100
27 – Other income/expenses.....	101
28 – Related party transactions .....	102
29 – Employee benefits .....	107
30 – Risk and capital management.....	118
31 – Recurring and non-recurring net income .....	129
32 – Other information .....	130
33 – Subsequent events.....	134
<b>Independent Auditors' Report .....</b>	<b>135</b>
<b>Audit Committee Summary Report.....</b>	<b>142</b>
<b>Declaration of the Board of Directors.....</b>	<b>144</b>
<b>Fiscal Council Report.....</b>	<b>145</b>
<b>Declaration of the Executive Board members about the Financial Statements.....</b>	<b>146</b>
<b>Declaration of the Executive Board members about the Report of Independent Auditors .....</b>	<b>147</b>
<b>Members of Management.....</b>	<b>148</b>



In thousands of Reais, unless otherwise stated

## Balance sheet

	Note	Banco do Brasil		Consolidated	
		Dec 31, 2024	Dec 31, 2023	Dec 31, 2024	Dec 31, 2023
<b>Assets</b>					
<b>Cash and due from banks</b>	7	<b>17,188,125</b>	<b>14,022,703</b>	<b>20,079,736</b>	<b>17,327,745</b>
<b>Financial assets</b>		<b>2,267,107,676</b>	<b>2,098,663,459</b>	<b>2,318,706,745</b>	<b>2,072,861,380</b>
Deposits with Central Bank of Brasil	8	115,697,589	101,805,900	115,697,589	101,805,900
Interbank investments	9	397,498,549	484,532,603	399,797,233	432,160,990
Securities	10	554,829,343	450,775,401	580,835,475	466,994,273
Derivative financial instruments	11	12,656,466	1,974,580	12,667,715	1,973,686
Loan portfolio	12	1,077,765,653	964,925,057	1,100,471,281	975,349,358
Other financial assets	13	108,660,076	94,649,918	109,237,452	94,577,173
<b>Allowance for losses associated with credit risk</b>		<b>(65,843,437)</b>	<b>(59,227,890)</b>	<b>(66,153,061)</b>	<b>(59,672,969)</b>
Loan portfolio	12	(62,257,520)	(55,806,103)	(62,518,594)	(55,927,619)
Other financial assets	13	(3,585,917)	(3,421,787)	(3,634,467)	(3,745,350)
<b>Tax assets</b>		<b>78,664,459</b>	<b>67,916,922</b>	<b>81,770,234</b>	<b>70,325,066</b>
Current tax assets		12,905,391	10,653,911	14,051,304	11,310,927
Deferred tax assets (tax credit)	22	65,759,068	57,263,011	67,718,930	59,014,139
<b>Investments</b>		<b>42,215,136</b>	<b>37,044,909</b>	<b>20,960,278</b>	<b>21,081,796</b>
Investments in subsidiaries, associates and joint ventures	14	42,247,673	37,077,565	20,967,890	21,093,695
Other investments		2,225	2,103	2,876	2,656
Impairment losses		(34,762)	(34,759)	(10,488)	(14,555)
<b>Property for use</b>	15	<b>11,227,898</b>	<b>9,870,462</b>	<b>11,499,679</b>	<b>10,072,293</b>
Property and equipment		25,336,518	23,409,291	25,856,934	23,814,084
Accumulated depreciation		(14,093,948)	(13,525,707)	(14,326,868)	(13,718,368)
Impairment losses		(14,672)	(13,122)	(30,387)	(23,423)
<b>Intangible</b>	16	<b>11,298,660</b>	<b>10,762,606</b>	<b>11,336,662</b>	<b>10,800,779</b>
Intangible assets		20,761,799	18,897,719	21,292,579	19,414,590
Accumulated amortization		(9,338,266)	(7,765,810)	(9,801,153)	(8,214,617)
Impairment losses		(124,873)	(369,303)	(154,764)	(399,194)
<b>Other non-financial assets</b>	13	<b>33,573,691</b>	<b>29,000,463</b>	<b>35,668,058</b>	<b>29,683,893</b>
<b>Total assets</b>		<b>2,395,432,208</b>	<b>2,208,053,634</b>	<b>2,433,868,331</b>	<b>2,172,479,983</b>
<b>Liabilities</b>					
<b>Financial liabilities</b>		<b>2,132,145,111</b>	<b>1,969,191,687</b>	<b>2,145,091,861</b>	<b>1,911,665,321</b>
Customers resources	17	833,289,629	787,539,469	873,710,691	811,943,803
Financial institutions resources	18	753,938,749	732,656,495	724,024,327	651,190,724
Resources from issuance of debt securities	19	319,576,867	281,287,311	325,565,244	284,156,307
Derivative financial instruments	11	8,266,768	2,507,258	8,266,681	2,509,742
Other financial liabilities	20	217,073,098	165,201,154	213,524,918	161,864,745
<b>Provisions</b>	21	<b>30,445,153</b>	<b>25,869,509</b>	<b>31,889,477</b>	<b>26,748,479</b>
Provisions for civil, tax and labor claims		23,388,467	18,471,031	23,779,021	18,725,677
Other provisions		7,056,686	7,398,478	8,110,456	8,022,802
<b>Tax liabilities</b>		<b>18,561,443</b>	<b>14,821,119</b>	<b>22,849,311</b>	<b>19,028,667</b>
Current tax liabilities		5,799,978	3,768,292	9,577,826	7,719,945
Deferred tax liabilities	22	12,761,465	11,052,827	13,271,485	11,308,722
<b>Other non-financial liabilities</b>	20	<b>33,401,984</b>	<b>34,533,093</b>	<b>43,964,934</b>	<b>41,961,430</b>
<b>Total liabilities</b>		<b>2,214,553,691</b>	<b>2,044,415,408</b>	<b>2,243,795,583</b>	<b>1,999,403,897</b>
<b>Shareholders' equity</b>					
Capital	23.b	120,000,000	120,000,000	120,000,000	120,000,000
Instruments qualifying to common equity tier 1 capital	23.c	--	--	5,100,000	6,100,000
Capital reserves	23.d	1,410,594	1,406,118	1,412,071	1,407,902
Profit reserves	23.d	81,622,412	61,526,683	81,215,405	61,154,159
Other comprehensive income	23.h	(21,892,443)	(19,028,104)	(21,892,443)	(19,028,104)
Treasury shares	23.l	(262,046)	(266,471)	(263,523)	(268,255)
Non-controlling interest	23.i	--	--	4,501,238	3,710,384
<b>Total shareholders' equity</b>	23	<b>180,878,517</b>	<b>163,638,226</b>	<b>190,072,748</b>	<b>173,076,086</b>
<b>Total liabilities and equity</b>		<b>2,395,432,208</b>	<b>2,208,053,634</b>	<b>2,433,868,331</b>	<b>2,172,479,983</b>

See the accompanying notes to the financial statements.





In thousands of Reais, unless otherwise stated

## Statement of income

	Note	Banco do Brasil			Consolidated		
		2nd half/2024	2024	2023	2nd half/2024	2024	2023
<b>Income from financial intermediation</b>		<b>144,171,025</b>	<b>278,362,644</b>	<b>253,231,536</b>	<b>149,509,905</b>	<b>291,359,176</b>	<b>269,225,339</b>
Loan portfolio	12.b	79,580,674	155,415,194	135,086,579	81,722,021	160,973,365	138,067,607
Interbank investments	9.b	25,257,681	51,224,158	63,559,919	25,237,046	50,858,857	62,134,272
Securities	10.b	32,933,684	62,281,343	46,690,591	35,960,667	69,497,036	59,527,691
Derivative financial instruments	11.b	1,952,066	4,113,564	(949,299)	2,039,034	4,454,282	(1,119,424)
Reserve requirement	8.b	3,729,040	7,023,946	7,393,870	3,729,040	7,023,946	7,393,870
Other financial assets	13.e	717,880	(1,695,561)	1,449,876	822,097	(1,448,310)	3,221,323
<b>Expenses from financial intermediation</b>		<b>(93,478,740)</b>	<b>(180,381,996)</b>	<b>(167,356,632)</b>	<b>(94,349,585)</b>	<b>(182,710,523)</b>	<b>(170,867,643)</b>
Financial institutions resources	18.d	(51,500,869)	(99,690,156)	(86,977,665)	(49,873,764)	(96,629,171)	(78,323,505)
Customers resources	17.c	(27,029,771)	(52,307,854)	(54,616,725)	(29,196,910)	(57,112,338)	(66,276,448)
Resources from issuance of debt securities	19.d	(13,154,194)	(24,774,048)	(24,311,435)	(13,570,525)	(25,573,260)	(25,025,236)
Other funding expenses	20.c	(1,793,906)	(3,609,938)	(1,450,807)	(1,708,386)	(3,395,754)	(1,242,454)
<b>Allowance for losses associated with credit risk</b>		<b>(21,852,281)</b>	<b>(41,731,414)</b>	<b>(32,438,865)</b>	<b>(21,893,926)</b>	<b>(41,851,757)</b>	<b>(32,650,872)</b>
Loan portfolio	12.f	(21,699,432)	(41,262,290)	(32,077,616)	(21,812,113)	(41,422,087)	(32,220,511)
Other financial assets	13.c	(152,849)	(469,124)	(361,249)	(81,813)	(429,670)	(430,361)
<b>Net Income from financial intermediation</b>		<b>28,840,004</b>	<b>56,249,234</b>	<b>53,436,039</b>	<b>33,266,394</b>	<b>66,796,896</b>	<b>65,706,824</b>
<b>Other operating income/expenses</b>		<b>(3,770,309)</b>	<b>(6,746,500)</b>	<b>(4,560,065)</b>	<b>(4,050,418)</b>	<b>(8,311,772)</b>	<b>(7,624,248)</b>
Service fee income	24	10,869,494	21,277,678	21,065,636	18,288,157	35,477,192	33,831,198
Personnel expenses	25	(11,247,003)	(22,180,508)	(20,891,299)	(12,366,088)	(24,320,954)	(23,137,883)
Other administrative expenses	26	(7,424,352)	(14,850,298)	(14,407,203)	(7,436,020)	(14,556,406)	(14,187,483)
Tax expenses	22.c	(3,001,103)	(5,889,665)	(5,669,974)	(4,270,459)	(8,462,801)	(8,604,576)
Net gains from equity method investments	14.a	8,552,708	17,764,476	16,886,198	4,001,724	7,788,697	7,324,885
Other income/expenses	27	(1,520,053)	(2,868,183)	(1,543,423)	(2,267,732)	(4,237,500)	(2,850,389)
<b>Provisions</b>	<b>21.d</b>	<b>(6,461,310)</b>	<b>(11,586,992)</b>	<b>(9,344,747)</b>	<b>(6,601,188)</b>	<b>(11,753,522)</b>	<b>(9,445,509)</b>
Provisions for civil, tax and labor claims		(6,462,448)	(11,537,700)	(8,273,836)	(6,601,995)	(11,701,066)	(8,376,741)
Other		1,138	(49,292)	(1,070,911)	807	(52,456)	(1,068,768)
<b>Operating income</b>		<b>18,608,385</b>	<b>37,915,742</b>	<b>39,531,227</b>	<b>22,614,788</b>	<b>46,731,602</b>	<b>48,637,067</b>
<b>Net non-operating Income</b>		<b>44,738</b>	<b>23,975</b>	<b>(8,031)</b>	<b>169,910</b>	<b>273,530</b>	<b>253,527</b>
<b>Profit before taxation and profit sharing</b>		<b>18,653,123</b>	<b>37,939,717</b>	<b>39,523,196</b>	<b>22,784,698</b>	<b>47,005,132</b>	<b>48,890,594</b>
<b>Income tax and social contribution</b>	<b>22.a</b>	<b>1,194,713</b>	<b>1,840,960</b>	<b>(1,594,568)</b>	<b>(1,051,547)</b>	<b>(3,371,618)</b>	<b>(6,955,757)</b>
<b>Employee and directors profit sharing</b>		<b>(2,257,434)</b>	<b>(4,520,488)</b>	<b>(4,313,776)</b>	<b>(2,265,240)</b>	<b>(4,537,340)</b>	<b>(4,328,027)</b>
<b>Non-controlling interest</b>	<b>23.i</b>	<b>--</b>	<b>--</b>	<b>--</b>	<b>(1,775,324)</b>	<b>(3,656,284)</b>	<b>(3,787,859)</b>
<b>Net income</b>		<b>17,590,402</b>	<b>35,260,189</b>	<b>33,614,852</b>	<b>17,692,587</b>	<b>35,439,890</b>	<b>33,818,951</b>
<b>Net income attributable to shareholders</b>							
Shareholders of the bank		17,590,402	35,260,189	33,614,852	17,692,587	35,439,890	33,818,951
Non-controlling interests		--	--	--	1,775,324	3,656,284	3,787,859
<b>Earnings per share</b>	<b>23.e</b>						
Weighted average number of shares - basic		5,708,679,618	5,708,392,262	5,707,985,480			
Weighted average number of shares - diluted		5,708,679,618	5,708,392,262	5,707,464,198			
Basic and diluted earnings per share (R\$)		3.08	6.18	5.89			

See the accompanying notes to the financial statements.



In thousands of Reais, unless otherwise stated

## Statement of comprehensive income

	Banco do Brasil			Consolidated		
	2nd half/2024	2024	2023	2nd half/2024	2024	2023
<b>Net income attributable to controlling interests</b>	<b>17,590,402</b>	<b>35,260,189</b>	<b>33,614,852</b>	<b>17,692,587</b>	<b>35,439,890</b>	<b>33,818,951</b>
Net income attributable to non-controlling interests	--	--	--	1,775,324	3,656,284	3,787,859
<b>Net income attributable to shareholders</b>	<b>17,590,402</b>	<b>35,260,189</b>	<b>33,614,852</b>	<b>19,467,911</b>	<b>39,096,174</b>	<b>37,606,810</b>
<b>Items that may be subsequently reclassified to the Statement of Income</b>						
<b>Financial assets available for sale</b>	<b>(2,904,491)</b>	<b>(3,831,270)</b>	<b>597,995</b>	<b>(2,809,559)</b>	<b>(3,913,696)</b>	<b>762,827</b>
Unrealized gains/(losses) on financial assets available for sale	(4,974,406)	(6,173,993)	(160,849)	(4,591,898)	(5,875,968)	367,244
Realized (gains)/losses on financial assets available for sale - reclassified to profit or loss	(60,414)	(135,351)	283,234	(309,558)	(508,177)	(53,648)
Tax effect	2,130,329	2,478,074	475,610	2,091,897	2,470,449	449,231
<b>Share in the comprehensive income of subsidiaries, associates and joint ventures</b>	<b>(327,573)</b>	<b>(1,210,881)</b>	<b>(52,075)</b>	<b>(551,870)</b>	<b>(1,581,855)</b>	<b>(319,571)</b>
Unrealized gains/(losses) on financial assets available for sale	(256,792)	(174,464)	535,629	(417,681)	16,060	494,220
Unrealized gains/(losses) on cash flow hedge	20,786	53,057	(148,424)	20,786	53,057	(148,424)
Unrealized gains/(losses) on other comprehensive income	87,331	(769,277)	(344,577)	104,153	(1,134,848)	(508,846)
Tax effect	(178,898)	(320,197)	(94,703)	(259,128)	(516,124)	(156,521)
<b>Hedge of net investment abroad</b>	<b>(94,166)</b>	<b>(195,177)</b>	<b>35,093</b>	<b>(94,166)</b>	<b>(195,177)</b>	<b>35,093</b>
Unrealized gains/(losses) on hedge of net investment abroad	(174,981)	(358,805)	66,916	(174,981)	(358,805)	66,916
Tax effect	80,815	163,628	(31,823)	80,815	163,628	(31,823)
<b>Foreign currency exchange adjustments</b>	<b>74,442</b>	<b>280,450</b>	<b>(5,436,633)</b>	<b>68,141</b>	<b>296,779</b>	<b>(6,731,663)</b>
<b>Items that will not be subsequently reclassified to the Statement of Income</b>						
<b>Defined benefit pension plans</b>	<b>2,207,948</b>	<b>2,092,539</b>	<b>(5,947,923)</b>	<b>2,207,948</b>	<b>2,092,539</b>	<b>(5,947,923)</b>
Gains/(losses) related to remeasurement of defined benefit pension plans	4,106,000	3,811,098	(11,212,661)	4,106,000	3,811,098	(11,212,661)
Tax effect	(1,898,052)	(1,718,559)	5,264,738	(1,898,052)	(1,718,559)	5,264,738
<b>Other comprehensive income net of tax effects</b>	<b>(1,043,840)</b>	<b>(2,864,339)</b>	<b>(10,803,543)</b>	<b>(1,179,506)</b>	<b>(3,301,410)</b>	<b>(12,201,237)</b>
	<b>16,546,562</b>	<b>32,395,850</b>	<b>22,811,309</b>	<b>18,288,405</b>	<b>35,794,764</b>	<b>25,405,573</b>
Comprehensive income attributable to controlling interests	16,546,562	32,395,850	22,811,309	16,648,747	32,575,551	23,015,407
Comprehensive income attributable to non-controlling interests	--	--	--	1,639,658	3,219,213	2,390,166

See the accompanying notes to the financial statements.



In thousands of Reais, unless otherwise stated

## Statement of changes in shareholders' equity

Banco do Brasil	Note	Capital	Capital reserves	Profit reserves		Other comprehensive income	Treasury shares	Retained earnings/accumulated losses	Total
				Legal reserve	Statutory reserves				
<b>Balances at Dec 31, 2022</b>		<b>90,000,023</b>	<b>1,402,523</b>	<b>11,777,636</b>	<b>58,732,780</b>	<b>(8,224,561)</b>	<b>(270,840)</b>	<b>421,758</b>	<b>153,839,319</b>
Capital increase - capitalization of reserves	23.b	29,999,977	--	--	(29,999,977)	--	--	--	--
Accumulated other comprehensive income of financial instruments, net of taxes	23.h	--	--	--	--	970,401	--	--	970,401
Accumulated other comprehensive income - benefit plans, net of taxes	23.h	--	--	--	--	(5,947,923)	--	--	(5,947,923)
Foreign exchange variation of investments abroad	23.h	--	--	--	--	(5,436,633)	--	--	(5,436,633)
Cash flow hedge	23.h	--	--	--	--	(81,633)	--	--	(81,633)
Hedge of net investment abroad	23.h	--	--	--	--	35,093	--	--	35,093
Change in participation in the capital of associates/subsidiaries	23.h	--	--	--	--	(345,660)	--	--	(345,660)
Other		--	--	--	--	2,812	--	8,887	11,699
Share-based payment transactions		--	3,595	--	--	--	4,369	--	7,964
Net income	23.g	--	--	--	--	--	--	33,614,852	33,614,852
Allocation - reserves	23.d	--	--	1,680,743	29,522,112	--	--	(31,202,855)	--
- Dividends	23.f	--	--	--	(642,090)	--	--	(1,040,316)	(1,682,406)
- Interest on own capital	23.f	--	--	--	(9,544,521)	--	--	(1,802,326)	(11,346,847)
<b>Balances at Dec 31, 2023</b>		<b>120,000,000</b>	<b>1,406,118</b>	<b>13,458,379</b>	<b>48,068,304</b>	<b>(19,028,104)</b>	<b>(266,471)</b>	<b>--</b>	<b>163,638,226</b>
<b>Changes in the period</b>		<b>29,999,977</b>	<b>3,595</b>	<b>1,680,743</b>	<b>(10,664,476)</b>	<b>(10,803,543)</b>	<b>4,369</b>	<b>(421,758)</b>	<b>9,798,907</b>
<b>Balances at June 30, 2024</b>		<b>120,000,000</b>	<b>1,410,784</b>	<b>14,341,868</b>	<b>57,242,881</b>	<b>(20,848,603)</b>	<b>(262,236)</b>	<b>--</b>	<b>171,884,694</b>
Accumulated other comprehensive income of financial instruments, net of taxes		--	--	--	--	(3,331,417)	--	--	(3,331,417)
Accumulated other comprehensive income - benefit plans, net of taxes		--	--	--	--	2,207,948	--	--	2,207,948
Foreign exchange variation of investments abroad		--	--	--	--	74,442	--	--	74,442
Cash flow hedge		--	--	--	--	11,432	--	--	11,432
Hedge of net investment abroad		--	--	--	--	(94,166)	--	--	(94,166)
Change in participation in the capital of associates/subsidiaries		--	--	--	--	(31,386)	--	--	(31,386)
Other		--	--	--	--	119,307	--	10,258	129,565
Share-based payment transactions		--	(190)	--	--	--	190	--	--
Net income	23.g	--	--	--	--	--	--	17,590,402	17,590,402
Allocation - reserves	23.d	--	--	879,520	14,999,722	--	--	(15,879,242)	--
- Dividends	23.f	--	--	--	--	--	--	(776,293)	(776,293)
- Interest on own capital	23.f	--	--	--	(5,841,579)	--	--	(945,125)	(6,786,704)
<b>Balances at Dec 31, 2024</b>		<b>120,000,000</b>	<b>1,410,594</b>	<b>15,221,388</b>	<b>66,401,024</b>	<b>(21,892,443)</b>	<b>(262,046)</b>	<b>--</b>	<b>180,878,517</b>
<b>Changes in the period</b>		<b>--</b>	<b>(190)</b>	<b>879,520</b>	<b>9,158,143</b>	<b>(1,043,840)</b>	<b>190</b>	<b>--</b>	<b>8,993,823</b>



In thousands of Reais, unless otherwise stated

Banco do Brasil	Note	Capital	Capital reserves	Profit reserves		Other comprehensive income	Treasury shares	Retained earnings/accumulated losses	Total
				Legal reserve	Statutory reserves				
<b>Balances at Dec 31, 2023</b>		<b>120,000,000</b>	<b>1,406,118</b>	<b>13,458,379</b>	<b>48,068,304</b>	<b>(19,028,104)</b>	<b>(266,471)</b>	--	<b>163,638,226</b>
Accumulated other comprehensive income of financial instruments, net of taxes	23.h	--	--	--	--	(4,303,410)	--	--	(4,303,410)
Accumulated other comprehensive income – benefit plans, net of taxes	23.h	--	--	--	--	2,092,539	--	--	2,092,539
Foreign exchange variation of investments abroad	23.h	--	--	--	--	280,450	--	--	280,450
Cash flow hedge	23.h	--	--	--	--	29,181	--	--	29,181
Hedge of net investment abroad	23.h	--	--	--	--	(195,177)	--	--	(195,177)
Change in participation in the capital of associates/subsidiaries	23.h	--	--	--	--	(683,640)	--	--	(683,640)
Other		--	--	--	--	(84,282)	--	10,279	(74,003)
Share-based payment transactions		--	4,476	--	--	--	4,425	--	8,901
Net income	23.g	--	--	--	--	--	--	35,260,189	35,260,189
Allocation – reserves	23.d	--	--	1,763,009	29,974,953	--	--	(31,737,962)	--
– Dividends	23.f	--	--	--	(940,587)	--	--	(1,643,108)	(2,583,695)
– Interest on own capital	23.f	--	--	--	(10,701,646)	--	--	(1,889,398)	(12,591,044)
<b>Balances at Dec 31, 2024</b>		<b>120,000,000</b>	<b>1,410,594</b>	<b>15,221,388</b>	<b>66,401,024</b>	<b>(21,892,443)</b>	<b>(262,046)</b>	--	<b>180,878,517</b>
<b>Changes in the period</b>		--	<b>4,476</b>	<b>1,763,009</b>	<b>18,332,720</b>	<b>(2,864,339)</b>	<b>4,425</b>	--	<b>17,240,291</b>

See the accompanying notes to the financial statements.



In thousands of Reais, unless otherwise stated

BB Consolidated	Note	Capital	Instruments qualifying to common equity tier 1 capital	Capital reserves	Profit reserves		Other comprehensive income	Treasury shares	Retained earnings/accumulated losses	Non-controlling interest	Total
					Legal reserve	Statutory reserves					
<b>Balances at Dec 31, 2022</b>		<b>90,000,023</b>	<b>7,100,000</b>	<b>1,404,253</b>	<b>11,777,636</b>	<b>58,364,537</b>	<b>(8,224,561)</b>	<b>(272,570)</b>	<b>421,758</b>	<b>3,457,767</b>	<b>164,028,843</b>
Partial return of the instrument qualifying to common equity tier 1 capital	23.c	--	(1,000,000)	--	--	--	--	--	--	--	(1,000,000)
Capital increase - capitalization of reserves	23.b	29,999,977	--	--	--	(29,999,977)	--	--	--	--	--
Accumulated other comprehensive income of financial instruments, net of taxes	23.h	--	--	--	--	--	970,401	--	--	61,605	1,032,006
Accumulated other comprehensive income - benefit plans, net of taxes	23.h	--	--	--	--	--	(5,947,923)	--	--	--	(5,947,923)
Foreign exchange variation of investments abroad	23.h	--	--	--	--	--	(5,436,633)	--	--	(1,295,029)	(6,731,662)
Cash flow hedge	23.h	--	--	--	--	--	(81,633)	--	--	--	(81,633)
Hedge of net investment abroad	23.h	--	--	--	--	--	35,093	--	--	--	35,093
Change in participation in the capital of associates/subsidiaries	23.h	--	--	--	--	--	(345,660)	--	--	(168,055)	(513,715)
Other		--	--	--	--	--	2,812	--	8,887	3,785	15,484
Share-based payment transactions		--	--	3,649	--	--	--	4,315	--	--	7,964
Change in noncontrolling interest		--	--	--	--	--	--	--	--	(230,370)	(230,370)
Net income	23.g	--	--	--	--	--	--	--	33,818,951	3,787,859	37,606,810
Interest on instruments qualifying to common equity		--	--	--	--	--	--	--	(208,380)	--	(208,380)
Unrealized gains		--	--	--	--	--	(4,281)	--	4,281	--	--
Allocation - reserves	23.d	--	--	--	1,680,743	29,522,112	--	--	(31,202,855)	--	--
- Dividends	23.f	--	--	--	--	(642,090)	--	--	(1,040,316)	(1,907,178)	(3,589,584)
- Interest on own capital	23.f	--	--	--	--	(9,544,521)	--	--	(1,802,326)	--	(11,346,847)
<b>Balances at Dec 31, 2023</b>		<b>120,000,000</b>	<b>6,100,000</b>	<b>1,407,902</b>	<b>13,458,379</b>	<b>47,695,780</b>	<b>(19,028,104)</b>	<b>(268,255)</b>	<b>--</b>	<b>3,710,384</b>	<b>173,076,086</b>
<b>Changes in the period</b>		<b>29,999,977</b>	<b>(1,000,000)</b>	<b>3,649</b>	<b>1,680,743</b>	<b>(10,668,757)</b>	<b>(10,803,543)</b>	<b>4,315</b>	<b>(421,758)</b>	<b>252,617</b>	<b>9,047,243</b>
<b>Balances at June 30, 2024</b>		<b>120,000,000</b>	<b>6,100,000</b>	<b>1,412,261</b>	<b>14,341,868</b>	<b>56,819,209</b>	<b>(20,848,603)</b>	<b>(263,713)</b>	<b>--</b>	<b>4,269,680</b>	<b>181,830,702</b>
Partial return of the instrument qualifying to common equity tier 1 capital	23.c	--	(1,000,000)	--	--	--	--	--	--	--	(1,000,000)
Accumulated other comprehensive income of financial instruments, net of taxes		--	--	--	--	--	(3,331,417)	--	--	(145,597)	(3,477,014)
Accumulated other comprehensive income - benefit plans, net of taxes		--	--	--	--	--	2,207,948	--	--	--	2,207,948
Foreign exchange variation of investments abroad		--	--	--	--	--	74,442	--	--	(6,301)	68,141
Cash flow hedge		--	--	--	--	--	11,432	--	--	--	11,432
Hedge of net investment abroad		--	--	--	--	--	(94,166)	--	--	--	(94,166)
Change in participation in the capital of associates/subsidiaries		--	--	--	--	--	(31,386)	--	--	(19)	(31,405)
Other		--	--	--	--	--	119,307	--	10,258	16,247	145,812
Share-based payment transactions		--	--	(190)	--	--	--	190	--	--	--
Change in noncontrolling interest		--	--	--	--	--	--	--	--	(7,918)	(7,918)
Net income	23.g	--	--	--	--	--	--	--	17,692,587	1,775,324	19,467,911
Interest on instruments qualifying to common equity		--	--	--	--	--	--	--	(85,520)	--	(85,520)
Unrealized gains		--	--	--	--	16,665	--	--	(16,665)	--	--
Allocation - reserves	23.d	--	--	--	879,520	14,999,722	--	--	(15,879,242)	--	--
- Dividends	23.f	--	--	--	--	--	--	--	(776,293)	(1,400,178)	(2,176,471)
- Interest on own capital	23.f	--	--	--	--	(5,841,579)	--	--	(945,125)	--	(6,786,704)
<b>Balances at Dec 31, 2024</b>		<b>120,000,000</b>	<b>5,100,000</b>	<b>1,412,071</b>	<b>15,221,388</b>	<b>65,994,017</b>	<b>(21,892,443)</b>	<b>(263,523)</b>	<b>--</b>	<b>4,501,238</b>	<b>190,072,748</b>
<b>Changes in the period</b>		<b>--</b>	<b>(1,000,000)</b>	<b>(190)</b>	<b>879,520</b>	<b>9,174,808</b>	<b>(1,043,840)</b>	<b>190</b>	<b>--</b>	<b>231,558</b>	<b>8,242,046</b>



In thousands of Reais, unless otherwise stated

BB Consolidated	Note	Capital	Instruments qualifying to common equity tier 1 capital	Capital reserves	Profit reserves		Other comprehensive income	Treasury shares	Retained earnings/accumulated losses	Non-controlling interest	Total
					Legal reserve	Statutory reserves					
<b>Balances at Dec 31, 2023</b>		<b>120,000,000</b>	<b>6,100,000</b>	<b>1,407,902</b>	<b>13,458,379</b>	<b>47,695,780</b>	<b>(19,028,104)</b>	<b>(268,255)</b>	<b>--</b>	<b>3,710,384</b>	<b>173,076,086</b>
Partial return of the instrument qualifying to common equity tier 1 capital	23.c	--	(1,000,000)	--	--	--	--	--	--	--	(1,000,000)
Accumulated other comprehensive income of financial instruments, net of taxes	23.h	--	--	--	--	--	(4,303,410)	--	--	(83,359)	(4,386,769)
Accumulated other comprehensive income - benefit plans, net of taxes	23.h	--	--	--	--	--	2,092,539	--	--	--	2,092,539
Foreign exchange variation of investments abroad	23.h	--	--	--	--	--	280,450	--	--	16,329	296,779
Cash flow hedge	23.h	--	--	--	--	--	29,181	--	--	--	29,181
Hedge of net investment abroad	23.h	--	--	--	--	--	(195,177)	--	--	--	(195,177)
Change in participation in the capital of associates/subsidiaries	23.h	--	--	--	--	--	(683,640)	--	--	(294,333)	(977,973)
Other		--	--	--	--	--	(84,282)	--	10,279	(75,708)	(149,711)
Share-based payment transactions		--	--	4,169	--	--	--	4,732	--	--	8,901
Change in noncontrolling interest		--	--	--	--	--	--	--	--	(89,923)	(89,923)
Net income	23.g	--	--	--	--	--	--	--	35,439,890	3,656,284	39,096,174
Interest on instruments qualifying to common equity		--	--	--	--	--	--	--	(214,184)	--	(214,184)
Unrealized gains		--	--	--	--	(34,483)	--	--	34,483	--	--
Allocation - reserves	23.d	--	--	--	1,763,009	29,974,953	--	--	(31,737,962)	--	--
- Dividends	23.f	--	--	--	--	(940,587)	--	--	(1,643,108)	(2,338,436)	(4,922,131)
- Interest on own capital	23.f	--	--	--	--	(10,701,646)	--	--	(1,889,398)	--	(12,591,044)
<b>Balances at Dec 31, 2024</b>		<b>120,000,000</b>	<b>5,100,000</b>	<b>1,412,071</b>	<b>15,221,388</b>	<b>65,994,017</b>	<b>(21,892,443)</b>	<b>(263,523)</b>	<b>--</b>	<b>4,501,238</b>	<b>190,072,748</b>
<b>Changes in the period</b>		<b>--</b>	<b>(1,000,000)</b>	<b>4,169</b>	<b>1,763,009</b>	<b>18,298,237</b>	<b>(2,864,339)</b>	<b>4,732</b>	<b>--</b>	<b>790,854</b>	<b>16,996,662</b>

See the accompanying notes to the financial statements.



In thousands of Reais, unless otherwise stated

## Statements of cash flows

	Note	Banco do Brasil			Consolidated		
		2nd half/2024	2024	2023	2nd half/2024	2024	2023
<b>Cash flows from operating activities</b>							
<b>Net income</b>		<b>17,590,402</b>	<b>35,260,189</b>	<b>33,614,852</b>	<b>17,692,587</b>	<b>35,439,890</b>	<b>33,818,951</b>
<b>Adjustments to net income</b>		<b>20,674,628</b>	<b>39,700,043</b>	<b>27,613,506</b>	<b>29,023,974</b>	<b>57,012,118</b>	<b>44,010,869</b>
Allowance for losses associated with credit risk	12	21,852,281	41,731,414	32,438,865	21,893,926	41,851,757	32,650,872
Depreciation and amortization		1,824,167	3,867,747	3,928,666	1,854,768	3,924,174	3,996,159
Exchange (gain) loss on the conversion of assets and liabilities into foreign currency		8,381,847	17,065,838	(4,298,400)	8,126,678	16,737,225	(18,437,808)
(Reversal) expenses from impairment		(213,602)	(218,783)	(129,752)	(208,189)	(213,370)	(121,886)
Share of (earnings) losses of subsidiaries, associates and joint ventures	14	(8,552,708)	(17,764,476)	(16,886,198)	(4,001,724)	(7,788,697)	(7,324,885)
(Gain) loss on the disposal of assets		(54,953)	(56,767)	(14,025)	(56,203)	(58,730)	(22,277)
Capital (gain) loss		38,097	76,025	37,047	(84,492)	(170,441)	(211,527)
Civil, tax and labor claims and other provisions	21.d	6,461,310	11,586,992	9,344,747	6,601,188	11,753,522	9,445,509
Adjustment of actuarial assets/liabilities and surplus allocation funds	29.d.4/f	(1,201,719)	(2,291,681)	(2,477,943)	(1,201,719)	(2,291,681)	(2,477,943)
Effect of changes in foreign exchange rates in cash and cash equivalents		(6,909,841)	(13,318,970)	3,382,234	(7,038,268)	(13,813,379)	15,866,370
Non-controlling interests		--	--	--	1,775,324	3,656,284	3,787,859
Income tax and social contribution		(1,194,713)	(1,840,960)	1,594,568	1,051,547	3,371,618	6,955,757
Other adjustments		244,462	863,664	693,697	311,138	53,836	(95,331)
<b>Adjusted net income</b>		<b>38,265,030</b>	<b>74,960,232</b>	<b>61,228,358</b>	<b>46,716,561</b>	<b>92,452,008</b>	<b>77,829,820</b>
<b>Changes in assets and liabilities</b>		<b>(20,686,857)</b>	<b>29,116,829</b>	<b>(54,216,754)</b>	<b>(22,957,439)</b>	<b>33,684,369</b>	<b>(62,515,902)</b>
(Increase) decrease in Central Bank compulsory reserves		(3,842,316)	(15,891,689)	(4,686,816)	(3,842,316)	(15,891,689)	(4,686,816)
(Increase) decrease in short-term interbank investments		32,893,875	106,841,263	(16,999,532)	25,646,337	57,779,195	(29,131,217)
(Increase) decrease in trading securities		6,080,938	2,659,551	(3,441,865)	9,009,882	5,883,327	(1,714,869)
(Increase) decrease in derivatives		(3,319,634)	(5,117,553)	(1,322,746)	(3,303,817)	(5,132,267)	(836,245)
(Increase) decrease in loans, net of provision		(80,924,317)	(139,057,892)	(117,807,164)	(90,134,354)	(150,148,601)	(116,351,316)
(Increase) decrease in other financial assets		4,864,817	(4,926,300)	(843,461)	6,325,781	(5,188,663)	(110,127)
(Increase) decrease in other assets		(1,603,977)	(2,764,994)	5,121,408	(5,171,572)	(4,746,883)	5,704,558
Income tax and social contribution paid		(2,691,622)	(5,148,923)	(1,160,464)	(3,583,893)	(10,037,512)	(5,519,660)
(Decrease) increase in customer resources		43,384,673	47,779,168	67,916,195	53,363,295	63,823,831	61,573,304
(Decrease) increase in financial institution resources		(52,629,014)	9,604,014	27,300	(49,329,937)	60,263,927	4,549,720
(Decrease) increase in funds from issuance of securities		32,986,603	39,005,400	72,032,840	34,146,935	41,422,145	65,910,777
(Decrease) increase in other financial liabilities		9,190,121	2,149,835	(38,011,482)	7,461,887	(60,606)	(27,292,103)
(Decrease) increase in other liabilities		(5,077,004)	(6,015,051)	(15,040,967)	(3,545,667)	(4,281,835)	(14,611,908)
<b>CASH PROVIDED BY (USED IN) OPERATING ACTIVITIES</b>		<b>17,578,173</b>	<b>104,077,061</b>	<b>7,011,604</b>	<b>23,759,122</b>	<b>126,136,377</b>	<b>15,313,918</b>
<b>Cash flows from investing activities</b>							
Purchase of securities available for sale		(202,878,448)	(379,494,760)	(164,727,348)	(213,841,199)	(397,865,334)	(184,899,066)
Disposal of securities available for sale		189,518,601	323,383,808	179,757,385	201,593,305	342,377,143	211,956,434
Purchase of securities held to maturity		(15,870,974)	(33,716,513)	(2,319,744)	(18,929,518)	(45,967,992)	(6,555,228)
Redemption of securities held to maturity		2,334,821	6,425,414	831,589	2,334,821	6,425,414	831,589
Dividends received from associates and joint ventures		4,368,908	11,142,936	10,933,271	5,078,893	7,294,472	5,251,011
Purchase of property and equipment		(1,757,904)	(2,768,692)	(2,919,201)	(1,854,823)	(2,892,481)	(2,896,171)
Disposal of property and equipment		1,831	3,223	1,074	1,831	3,223	3,350
Purchase of intangible assets		(2,166,902)	(3,025,195)	(1,999,433)	(2,172,607)	(3,033,581)	(2,006,594)
Capital investment on Broto S.A.		(13,500)	(13,500)	(31,200)	(13,500)	(13,500)	(31,200)
Redemption of Cateno shares		--	--	--	--	--	115,720
Capital (investment)/redemption in controlled interests abroad		10,315	10,315	(196,991)	--	--	--
<b>CASH PROVIDED BY (USED IN) INVESTING ACTIVITIES</b>		<b>(26,453,252)</b>	<b>(78,052,964)</b>	<b>19,329,402</b>	<b>(27,802,797)</b>	<b>(93,672,636)</b>	<b>21,769,845</b>
<b>Cash flows from financing activities</b>							
(Decrease) increase in subordinated debts		2,812,136	(3,546,145)	(17,715,756)	2,812,136	(3,546,145)	(17,685,535)
Dividends paid to non-controlling shareholders		--	--	--	(917,069)	(1,739,256)	(2,401,800)
Interest on own capital paid		(7,493,063)	(14,824,290)	(12,956,523)	(7,493,063)	(14,824,290)	(12,956,523)
<b>CASH USED IN FINANCING ACTIVITIES</b>		<b>(4,680,927)</b>	<b>(18,370,435)</b>	<b>(30,672,279)</b>	<b>(5,597,996)</b>	<b>(20,109,691)</b>	<b>(33,043,858)</b>
<b>Net variation of cash and cash equivalents</b>		<b>(13,556,006)</b>	<b>7,653,662</b>	<b>(4,331,273)</b>	<b>(9,641,671)</b>	<b>12,354,050</b>	<b>4,039,905</b>
At the beginning of the period		87,796,494	60,177,697	67,891,204	85,770,646	56,999,814	68,826,279
Effect of changes in foreign exchange rates in cash and cash equivalents		6,909,841	13,318,970	(3,382,234)	7,038,268	13,813,379	(15,866,370)
At the end of the period		81,150,329	81,150,329	60,177,697	83,167,243	83,167,243	56,999,814
<b>Increase (decrease) in cash and cash equivalents</b>		<b>(13,556,006)</b>	<b>7,653,662</b>	<b>(4,331,273)</b>	<b>(9,641,671)</b>	<b>12,354,050</b>	<b>4,039,905</b>

See the accompanying notes to the financial statements.



In thousands of Reais, unless otherwise stated

## Statement of value added

	Note	Banco do Brasil			Consolidated		
		2nd half/2024	2024	2023	2nd half/2024	2024	2023
<b>Income</b>		<b>127,073,476</b>	<b>246,816,259</b>	<b>234,206,339</b>	<b>139,040,875</b>	<b>272,619,123</b>	<b>261,636,120</b>
Income from financial intermediation		144,171,025	278,362,644	253,231,536	149,509,905	291,359,176	269,225,339
Service fee income		10,869,494	21,277,678	21,065,636	18,288,157	35,477,192	33,831,198
Allowance for losses associated with credit risk		(21,852,281)	(41,731,414)	(32,438,865)	(21,893,926)	(41,851,757)	(32,650,872)
Capital gains		6,733	12,971	51,166	131,067	261,637	299,829
Other income/(expenses)		(6,121,495)	(11,105,620)	(7,703,134)	(6,994,328)	(12,627,125)	(9,069,374)
<b>Expenses from financial intermediation</b>		<b>(93,478,740)</b>	<b>(180,381,996)</b>	<b>(167,356,632)</b>	<b>(94,349,585)</b>	<b>(182,710,523)</b>	<b>(170,867,643)</b>
<b>Inputs purchased from third parties</b>		<b>(4,371,103)</b>	<b>(8,767,155)</b>	<b>(8,339,955)</b>	<b>(4,302,987)</b>	<b>(8,332,917)</b>	<b>(7,992,938)</b>
Materials, water, electric and gas	26	(239,187)	(513,606)	(492,511)	(273,582)	(562,097)	(525,322)
Expenses with outsourced services	26	(416,501)	(937,849)	(993,918)	(383,247)	(854,341)	(898,509)
Communications	26	(244,719)	(479,197)	(470,676)	(278,816)	(544,411)	(528,887)
Data processing	26	(960,391)	(1,786,409)	(1,614,104)	(628,091)	(1,140,456)	(1,050,385)
Transport	26	(48,515)	(91,717)	(76,973)	(85,942)	(158,415)	(139,498)
Security services	26	(699,424)	(1,371,043)	(1,300,596)	(730,806)	(1,416,130)	(1,338,942)
Financial system services	26	(251,204)	(492,383)	(623,860)	(315,120)	(599,864)	(724,715)
Advertising and marketing	26	(299,285)	(527,927)	(474,695)	(320,142)	(560,193)	(510,355)
Maintenance and upkeep	26	(593,483)	(1,221,887)	(1,121,306)	(414,254)	(807,420)	(787,688)
Reversal for impairment loss		213,602	218,783	129,752	208,189	213,370	121,886
Other		(831,996)	(1,563,920)	(1,265,068)	(1,081,176)	(1,902,960)	(1,610,523)
<b>Gross added value</b>		<b>29,223,633</b>	<b>57,667,108</b>	<b>58,509,752</b>	<b>40,388,303</b>	<b>81,575,683</b>	<b>82,775,539</b>
Depreciation and amortization		(1,824,167)	(3,867,747)	(3,928,666)	(1,854,768)	(3,924,174)	(3,996,159)
<b>Value added produced by entity</b>		<b>27,399,466</b>	<b>53,799,361</b>	<b>54,581,086</b>	<b>38,533,535</b>	<b>77,651,509</b>	<b>78,779,380</b>
<b>Value added received through transfer</b>		<b>8,552,708</b>	<b>17,764,476</b>	<b>16,886,198</b>	<b>4,001,724</b>	<b>7,788,697</b>	<b>7,324,885</b>
Net gains from equity method investments		8,552,708	17,764,476	16,886,198	4,001,724	7,788,697	7,324,885
<b>Added value to distribute</b>		<b>35,952,174</b>	<b>71,563,837</b>	<b>71,467,284</b>	<b>42,535,259</b>	<b>85,440,206</b>	<b>86,104,265</b>
<b>Value added distributed</b>		<b>35,952,174</b>	<b>71,563,837</b>	<b>71,467,284</b>	<b>42,535,259</b>	<b>85,440,206</b>	<b>86,104,265</b>
<b>Personnel</b>		<b>14,445,440</b>	<b>28,130,843</b>	<b>26,559,922</b>	<b>15,525,042</b>	<b>30,184,434</b>	<b>28,738,487</b>
Salaries and fees		6,800,181	13,415,118	12,666,366	7,595,249	14,960,556	14,371,155
Employee and directors profit sharing		2,257,434	4,520,488	4,313,776	2,265,240	4,537,340	4,328,027
Benefits and staff training		2,040,161	4,000,191	3,723,370	2,169,935	4,229,160	3,926,786
FGTS (Government severance indemnity fund for employees)		454,144	890,170	836,216	470,312	922,693	866,397
Other charges		2,893,520	5,304,876	5,020,194	3,024,306	5,534,685	5,246,122
<b>Taxes, rates and contributions</b>		<b>3,206,375</b>	<b>6,786,096</b>	<b>9,886,031</b>	<b>6,777,753</b>	<b>14,683,557</b>	<b>18,284,819</b>
Federal		2,655,367	5,645,186	8,656,777	5,648,963	12,323,757	15,317,434
State		152	672	749	152	672	749
Municipal		550,856	1,140,238	1,228,505	1,128,638	2,359,128	2,966,636
<b>Interest on third parties' capital</b>		<b>709,957</b>	<b>1,386,709</b>	<b>1,406,479</b>	<b>764,553</b>	<b>1,476,041</b>	<b>1,474,149</b>
Rent	26	709,957	1,386,709	1,406,479	764,553	1,476,041	1,474,149
<b>Interest on own capital</b>		<b>17,590,402</b>	<b>35,260,189</b>	<b>33,614,852</b>	<b>19,467,911</b>	<b>39,096,174</b>	<b>37,606,810</b>
Federal government's interest on own capital		3,393,352	6,295,523	5,673,424	3,393,352	6,295,523	5,673,424
Other shareholders' interest on own capital		3,393,351	6,295,521	5,673,423	3,393,351	6,295,521	5,673,423
Federal government dividends		388,147	1,291,848	841,203	388,147	1,291,848	841,203
Dividends for other shareholders' dividends		388,146	1,291,847	841,203	388,146	1,291,847	841,203
Non-controlling interest's dividends		--	--	--	1,400,178	2,338,436	1,907,178
Interest on the instrument eligible to the federal government's common		--	--	--	85,519	214,184	208,380
Retained earnings		10,027,406	20,085,450	20,585,599	10,044,072	20,050,967	20,581,318
Non-controlling interest in retained earnings		--	--	--	375,146	1,317,848	1,880,681

See the accompanying notes to the financial statements.





## 1– The Bank and its operations

Banco do Brasil S.A. (Banco do Brasil or the Bank) is a publicly-traded company, which explores economic activity pursuant to art. 173 of the Brazilian Federal Constitution, subject to the rules of Brazilian Corporate Law, and is governed by Laws 4,595/1964, 13,303/2016 and the respective ruling Decree. The Brazilian Federal Government controls the Bank. Its headquarters and domicile are located at Setor de Autarquias Norte, Quadra 5, Lote B, Edifício Banco do Brasil, Brasília, Federal District, Brazil.

The Bank has its shares traded in the segment known as Novo Mercado of B3 S.A. – Brasil, Bolsa, Balcão (B3), under the ticker "BBAS3" and its American Depositary Receipts (ADRs) on the over-the-counter market in the United States under the ticker "BDORY". The Bank's shareholders, managers and members of the Fiscal Council are subject to the provisions of B3's Novo Mercado Regulation. The provisions of Novo Mercado will prevail over the statutory provisions, in case of prejudice to the rights of the recipients of the public offers provided for in the Bylaws.

The Bank is a multiple bank with operations throughout the national territory also develops activities in important global financial centers. The Bank's and its subsidiaries' business activities include the following:

- all active, passive and ancillary banking operations;
- banking and financial services, including foreign exchange transactions and other services such as insurance, pension plans, capitalization bonds, securities brokerage, credit/debit card management, consortium management, investment funds and managed portfolios; and
- all other types of transactions available to banks within Brazil's National Financial System.

The Bank also acts as an agent for execution of the Brazilian Federal Government's credit and financial policies, Brazilian Law requires the Bank to perform functions, specifically those under art. 19 of Law 4,595/1964:

- act as financial agent for the National Treasury;
- provide banking services on behalf of the Federal Government and other governmental agencies;
- provide clearing services for checks and other documents;
- buy and sell foreign currencies as determined by the National Monetary Council (CMN) for the Bank's own account and for the account of the Brazilian Central Bank (Bacen);
- provide receipt and payment services for Bacen, in addition to other services;
- finance the purchase and development of small and medium-sized farms; and
- disseminate and provide credit; among others.

With a history of 216 years, the Bank operates in a responsible manner to promote social inclusion through the generation of jobs and income.

The Bank finances the production and commercialization of agricultural goods; foster rural investments such as storage, processing, industrialization of agricultural products and modernization of machinery and implements; and adjust rural properties to environmental law. Thus, the Bank supports the Brazilian agribusiness in all stages of the production chain.

The Bank offers to micro and small companies working capital, financings for investments, and foreign trade solutions, in addition to several other options related to cash flow, insurance and related, and services. The Bank provides financing alternatives and business models that promote the transition to an inclusive economy to several companies, including Individual Microentrepreneurs (Microempreendedores Individuais – MEI).

In foreign trade financing, the Bank operates government policy instruments regarding productive development, entrepreneurship, social and financial inclusion, including the Income Generation Program (Programa de Geração e Renda – Exportação – Proger) and the Export Financing Program (Programa de Financiamento às Exportações – Proex).

Banco do Brasil also acts as a Financial Market System Operating Institution (IOSMF) executing check clearing services through the Check Clearing Centralizer (Compe), Financial Market Infrastructure (IMF), part of the Brazilian Payment System (SPB), in accordance with BCB Resolutions nº 304 and 314/2023.

More information about the subsidiaries is included in Note 2, while Note 6 contains a description of the Bank's business segments.



## 2 – Presentation of financial statements

### a) Statement of compliance

These financial statements have been prepared in accordance with accounting practices adopted in Brazil applicable to institutions authorized to operate by the Central Bank of Brazil (Cosif), including accounting guidelines issued by the Brazilian Corporate Law in compliance with the rules and instructions of the Brazilian Securities Commission (Comissão de Valores Mobiliários - CVM), when applicable. All relevant information specific to the financial statements is highlighted and corresponds to that used by Management in its administration.

The consolidated financial statements, prepared and disclosed according to the accounting standard "Cosif", permitted by article 77 of the CMN Resolution 4,966/2021, are disclosed "in addition" to the financial statements consolidated according to the international accounting reporting standard - IFRS, which were prepared in accordance with the provisions of CMN Resolution No. 4,818/2020 and are being approved and disclosed simultaneously.

These individual and consolidated financial statements were approved by the Board of Directors and authorized for issuance on Feb 18, 2025.

### b) Functional and presentation currency

These individual and consolidated financial statements are presented in Brazilian Reais, which is the Bank's functional and presentation currency. Unless otherwise indicated, the quantitative financial information is presented in thousands of Reais (R\$ thousand).

### c) Going concern

Management has assessed the Bank's ability to continue its normal operations and is convinced that it has the resources to continue its business in the future. In addition, Management is not aware of any material uncertainty that could generate significant doubts about its ability to continue operating. Thus, these individual and consolidated financial statements were prepared based on the assumption of going concern.

### d) Changes in accounting policies

These individual and consolidated financial statements were prepared using the same policies and accounting methods used to prepare the individual and consolidated financial statements for the year ended Dec 31, 2023.

### e) Consolidated financial statements

The consolidated financial statements include the operations of the Bank performed by their domestic agencies and abroad and also include the operations of the Bank's controlled entities. The consolidated financial statements reflect the assets, liabilities, income and expenses of Banco do Brasil and its controlled entities, in accordance with CPC 36 (R3) – Consolidated financial statements.

In the preparation of the consolidated financial statements, amounts resulting from transactions between consolidated companies, including the equity interest held by one in another, balances of balance sheet accounts, revenues, expenses and unrealized profits, net of tax effects, were eliminated. Exchange gains and losses on branch operations are presented in the income groups in which the income and charges on these operations are recognized. Exchange gains and losses on the assets and liabilities of branches and subsidiaries abroad are presented in the grouping of Resources from financial institutions, aiming to hedge foreign exchange losses and gains on the passive financial instruments contracted to protect the Bank's net income over exchange rate fluctuations (Notes 14.a and 18.d).

In the consolidated financial statements, there was a reclassification of the Instrument qualifying as CET1 - hybrid capital and debt instrument to Shareholder's equity. This adjustment is also performed in the financial statements according to the International Financial Reporting Standards - IFRS to improve the quality and transparency of these consolidated financial statements.



In thousands of Reais, unless otherwise stated

Non-controlling interests are presented in the balance sheet as a segregated component of equity. The result attributable to non-controlling interests is shown separately in the income statement and in the statement of comprehensive income.

Non-exclusive and open-ended funds, originating from the initial investment of BB Asset's own resources, are intended for external investors, and the entity does not intend to assume or substantially retain the risks and benefits of these investment funds, and are consolidated only in the months in which the majority of the shares are still held by BB Asset, and therefore are not presented in the table below.

### Equity interest included in the consolidated financial statements, segregated by business segments:

	Activity	Country of incorporation	Functional currency	Dec 31, 2024	Dec 31, 2023
				% of Total Share	
<b>Banking segment</b>					
Banco do Brasil AG	Banking	Austria	Real	100.00%	100.00%
BB Leasing S.A. - Arrendamento Mercantil	Leasing	Brazil	Real	100.00%	100.00%
Banco do Brasil Securities LLC.	Broker	USA	Real	100.00%	100.00%
BB Securities Ltd.	Broker	England	Real	100.00%	100.00%
BB USA Holding Company, Inc.	Holding	USA	Real	100.00%	100.00%
BB Cayman Islands Holding	Holding	Cayman Islands	Real	100.00%	100.00%
Banco do Brasil Americas	Banking	USA	American Dollar	100.00%	100.00%
Banco Patagonia S.A.	Banking	Argentina	Argentinian Peso	80.39%	80.39%
<b>Investment segment</b>					
BB Banco de Investimento S.A.	Investment bank	Brazil	Real	100.00%	100.00%
<b>Segment of fund management</b>					
BB Gestão de Recursos - Distribuidora de Títulos e Valores Mobiliários S.A. - BB Asset	Asset management	Brazil	Real	100.00%	100.00%
<b>Segment of insurance, private pension fund and capitalization</b>					
BB Seguridade Participações S.A. <sup>1</sup>	Holding	Brazil	Real	68.26%	67.03%
BB Corretora de Seguros e Administradora de Bens S.A. <sup>1</sup>	Broker	Brazil	Real	68.26%	67.03%
BB Seguros Participações S.A. <sup>1</sup>	Holding	Brazil	Real	68.26%	67.03%
<b>Segment of payment methods</b>					
BB Administradora de Cartões de Crédito S.A.	Service rendering	Brazil	Real	100.00%	100.00%
BB Elo Cartões Participações S.A.	Holding	Brazil	Real	100.00%	100.00%
<b>Other segments</b>					
Ativos S.A. Securitizadora de Créditos Financeiros	Credits acquisition	Brazil	Real	100.00%	100.00%
Ativos S.A. Gestão de Cobrança e Recuperação de Crédito	Collection management	Brazil	Real	100.00%	100.00%
BB Administradora de Consórcios S.A.	Consortium	Brazil	Real	100.00%	100.00%
BB Tur Viagens e Turismo Ltda.	Tourism	Brazil	Real	100.00%	100.00%
BB Tecnologia e Serviços <sup>1</sup>	IT	Brazil	Real	99.99%	99.99%
<b>Investment Funds</b>					
Fundo de Investimento em Direitos Creditórios - Bancos Emissores de Cartão de Crédito V <sup>2</sup>	Investment funds	Brazil	Real	77.36%	90.42%
BB Impacto ASG I Fundo em Investimento em Multiestratégia Investimento no Exterior <sup>2</sup>	Investment funds	Brazil	Real	100.00%	100.00%
BB Ventures I Fundo de Investimento em Participações Multiestratégia - Investimento no Exterior <sup>2</sup>	Investment funds	Brazil	Real	100.00%	100.00%
FIP Agventures II Multiestratégias <sup>2</sup>	Investment funds	Brazil	Real	55.08%	54.67%

1 - Refers to the percentage of the equity interest, considering the acquisition of shares by the invested entity held in treasury.

2 - Investment funds in which the Bank substantially assumes or retains risks and benefits.



The consolidated financial statements also include securitization vehicles and investment funds controlled by the Bank, directly or indirectly, described below.

#### **Dollar Diversified Payment Rights Finance Company (SPE Dollar)**

SPE Dollar was organized under the laws of the Cayman Islands for the following purposes:

- fund raising by issuance of securities in the international market;
- use of resources obtained by issuing securities to pay for the purchase, with the Bank, of the rights to payment orders issued by banking correspondents located in the U.S. and by the agency of BB New York, in U.S. dollars, for any agency in Brazil (Rights on Consignment); and
- making payments of principal and interest on securities issued and other payments defined in the contract of issuance of these securities.

The SPE pays the obligations under the securities with USD funds received from the payment orders. The SPE has no material assets or liabilities other than rights and obligations under the securities contracts. The SPE has no subsidiaries or employees.

#### **Loans Finance Company Limited (SPE Loans)**

SPE Loans was organized under the laws of the Cayman Islands for the following purposes:

- fund raising by issuance of securities in the international market;
- closing and booking repurchase agreements with the Bank;
- purchasing of protection against credit risk of the Bank through a credit derivative, which is actionable only in case of Bank's default in any of the obligations assumed in repurchase agreements.

The amounts, terms, currencies, rates and cash flows of the repurchase agreements are identical to those of the securities. The rights and income created from the repurchase agreements cover and match the obligations and expenses created by the securities. As a result, the SPE does not generate profit or loss. The SPE does not hold any assets and liabilities other than those from the repurchase agreements, credit default swap and outstanding securities.

#### **f) Convergence to international accounting standards**

The Accounting Pronouncements Committee (CPC) issues pronouncements and accounting interpretations aligned with international accounting standards and approved by the CVM. CMN approved the following pronouncements, fully observed by the Bank, when applicable:

CPC	Resolutions
CPC 00 (R2) - Conceptual framework for Financial Reporting	CMN Resolution 4,924/2021
CPC 01 (R1) - Impairment of Assets	CMN Resolution 4,924/2021
CPC 03 (R2) - Statement of Cash Flows	CMN Resolution 4,818/2020
CPC 05 (R1) - Related Party Disclosures	CMN Resolution 4,818/2020
CPC 10 (R1) - Share-based Payment	CMN Resolution 3,989/2011
CPC 23 - Accounting Policies, Changes in Accounting Estimates and Errors	CMN Resolution 4,924/2021
CPC 24 - Events after the Reporting Period	CMN Resolution 4,818/2020
CPC 25 - Provisions, Contingent Liabilities and Contingent Assets	CMN Resolution 3,823/2009
CPC 28 - Investment Property	CMN Resolution 4,967/2021
CPC 33 (R1) - Employee Benefits	CMN Resolution 4,877/2020
CPC 41 - Earnings per Share	CMN Resolution 4,818/2020
CPC 46 - Fair Value Measurement	CMN Resolution 4,924/2021
CPC 47 - Revenue from Contracts with Customers	CMN Resolution 4,924/2021



In thousands of Reais, unless otherwise stated

CMN also issued proprietary rules that partially incorporate the pronouncements issued by the CPC and are applicable to the individual and consolidated financial statements:

CMN Standard	Equivalent CPC Pronouncement
CMN Resolution 4,524/2016 - recognition of foreign exchange hedging transactions for investments abroad.	CPC 48
CMN Resolution 4,534/2016 - accounting recognition and measurement of intangible asset components.	CPC 04 (R1)
CMN Resolution 4,535/2016 - Recognition and accounting record of the components of property and equipment in use.	CPC 27
CMN Resolution 4,817/2020 - accounting measurement and recognition of investments in associates, subsidiaries and joint ventures.	CPC 18 (R2) and CPC 45

In addition, it was published the CMN Resolution 3,533/2008, whose term began in January 2012, which established procedures for classification, recording and disclosure of sales operations or transfer of financial assets.

The Bank also applied the following pronouncements that are not in conflict with Bacen rules, as determined by article 22, paragraph 2, of Law No. 6,385/1976:

CPC Pronouncement
CPC 09 - Statement of Added Value (DVA)
CPC 12 - Present Value Adjustment
CPC 22 - Operating Segments
CPC 36 (R3) - Consolidated Financial Statements

## g) Recently issued standards, applicable or to be applied in future periods

### Standards to be adopted in future periods

#### g.1) CMN Resolution No. 4,966, of November 25, 2021.

The Resolution provides for the accounting concepts and criteria applicable to financial instruments, as well as for the designation and recognition of protection relationships (hedge accounting) by financial institutions and other institutions authorized to operate by Bacen, seeking to reduce the asymmetries of the accounting standards provided for in Cosif in relation to international standards.

#### (i) Classification and measurement of financial assets and liabilities

CMN Resolution No. 4,966/2021 addresses a new classification and measurement for financial assets based on the contractual characteristics of the asset's cash flows, in addition to the business model by which the assets are managed by the entity. The standard establishes three measurement categories for financial assets:

**Amortized cost:** When the contractual cash flows have a “principal and interest payment only” characteristic and Management manages the asset in a business model whose objective is to obtain only the contractual cash flows.

**Fair value in profit or loss:** When the contractual cash flows do not have a “principal and interest payment only” characteristic or when Management manages the asset in a business model whose objective is its sale.

**Fair value in other comprehensive income:** When the contractual cash flows have a “principal and interest payment only” characteristic and Management manages the asset in a business model whose objective is both to obtain the contractual cash flows and to sell them.

#### Pre-transition

The Bank analyzed the various types of financial products (basically loans) included in the portfolio offered to its customers (individuals and legal entities) to identify the contractual characteristics of the cash flows, in addition to Management's objective (business model) regarding these products. Management intends to maintain these assets to receive their contractual cash flows, i.e., they will continue to be measured at amortized cost. The other financial assets acquired by the Bank have various purposes, depending on the needs of the banking activity. These products include interbank liquidity investments, investments in investment funds, investments in securities and securities, investments in foreign currency, investments in repurchase agreements, among others. These products were analyzed, both in relation to the contractual characteristics of the cash flows and Management's objective regarding these assets. The new classifications and measurements will be made in accordance with these analyses.



Based on its preliminary assessment, the Bank does not expect the new requirements to have a significant impact on the measurement of its financial assets. The categories that are measured at amortized cost in accordance with the previous standards (interbank investments, securities held to maturity, credit portfolio and other financial assets) will substantially continue to be measured in this way. The same applies to the categories that are measured at fair value in profit or loss (securities for trading and derivatives) and at fair value in other comprehensive income (securities available for sale).

The Bank will classify, as of January 1, 2025, certain securities currently classified as “available-for-sale securities” in the “amortized cost” category, accounting for them as securities with credit granting characteristics, in accordance with item XXVI of art. 2 of CMN Resolution No. 4,966/2021. This new classification will result in a 0.06% increase in equity, considering the reversal of mark-to-market adjustments (R\$114,182 thousand, net of tax effects).

### **(ii) Expected losses associated with credit risk**

Another change concerns the calculation of expected losses associated with the credit risk of financial instruments. According to the new requirements, losses must be determined based on internal models, including prospective factors that consider the current and future economic situation. The Bank will use the full methodology, with risk parameters, to calculate the provision for expected losses associated with credit risk for most of its financial instruments.

The Bank will also observe the provision levels established by BCB Resolution No. 352/2023 for losses incurred associated with credit risk for defaulted financial assets (assets overdue for more than 90 days), without prejudice to the constitution of a provision in amounts sufficient to cover the total expected loss in the realization of these assets. The provision levels for these transactions will correspond to the amount resulting from the application of the percentages defined in BCB Resolution No. 352/2023, taking into account the delay periods and portfolios defined by this Resolution, on the gross book value of the asset.

#### Pre-transition

The methodology for calculating expected losses associated with credit risk at Banco do Brasil will include the assessment of financial instruments in three stages:

Stage 1 – Normal operations – Assets classified in this stage are considered to be normal operations, with a delay of less than or equal to 30 days, and that have not incurred a significant increase in credit risk since contracting. In this case, the expected loss is calculated considering the probability of default for the next 12 months.

Stage 2 – Transactions with significant increase in credit risk (ASR) – Assets classified in this stage have shown a significant increase in credit risk in relation to that determined in the original allocation in the first stage, that is, they are more than 30 days late in the payment of principal or charges. Assets that are no longer characterized as assets with credit recovery problems are also allocated to this stage. In addition, for the retail segment, in the event of a restructuring of the counterparty's obligation marked as a problematic asset (classified as stage 3), considering the nature and purpose of the financial instrument, it was decided to characterize the other financial assets of the same counterparty and belonging to the same group of products of the transaction as ASR (contagion effect) and, consequently, classify them in stage 2. In this case, the expected loss is calculated considering the probability of default until the end of the asset's life (Lifetime view).

Stage 3 – Problematic assets – Assets classified in this stage are financial instruments with recovery problems, either in quantitative non-compliance (assessed based on the number of days overdue – 90 days) or qualitative non-compliance, characterized by indications that the client will not fully honor the credit operation, without having to resort to guarantees or collateral. Restructured operations are also included. In this case, the expected loss is calculated considering that the instrument is characterized as an asset with credit recovery problems.

The classification stage of the assets will be reviewed periodically, considering the Bank's risk sensing processes, in order to capture possible changes in the client's financial capacity, as well as prospective economic scenarios. Migrations of operations between stages may occur, when the analysis indicates an improvement or worsening of the credit risk of the operation.

According to the studies carried out, the impacts of the initial adoption of the standard, net of tax effects, showed a reduction of approximately 5.3% (R\$ 10,113,499 thousand) in consolidated net equity, mainly 4.6% (R\$ 8,832,022 thousand) due to the increase in the expected loss on the financial instruments consolidated in the Bank and 0.7% (R\$ 1,395,664 thousand) due to the adoption of the standard in subsidiaries, associates and joint ventures.

**(iii) Effective interest rate**

The Bank will adopt a different methodology for credit transactions and other transactions with credit granting characteristics classified as amortized cost, applying it prospectively from 01/01/2025. Thus, transaction costs and amounts received will be incorporated into financial instruments only from that date.

It will not adopt materiality concepts in this regard, thus, all revenues and costs linked to financial assets, regardless of the amounts, will be considered at the effective interest rate.

**(iv) Cessation of interest recognition (Stop accrual)**

CMN Resolution No. 2,682/1999, in effect until December 31, 2024, prohibited the recognition, in the income statement for the period, of revenues and charges of any nature related to credit operations that were 60 days or more late in the payment of an installment of principal or charges. CMN Resolution No. 4,966/2021 prohibits the recognition, in the income statement for the period, of revenues of any nature not yet received related to financial assets with credit recovery problems, that is, when they are more than 90 days late in the payment of principal or charges, or indicate that the respective obligation will not be fully honored under the agreed conditions, without the need to resort to guarantees or collateral.

**(v) Deferred tax assets and liabilities**

The expectation of realization of deferred tax assets (Note 22.f) was supported by a technical study prepared on 12/31/2024, which considered in its projections the new criteria for deductibility of losses incurred provided for in Law No. 14,467/2022. In this study, the transition rule described in article 6 of the aforementioned Law was considered for credits in default on 12/31/2024, whose losses have not been deducted until that date and which have not been recovered, which may only be deducted in determining the real profit and the CSLL base, at a rate of 1/84 (one eighty-fourth), for each month of the assessment period, starting in January 2026.

This Resolution comes into effect on 01/01/2025, except for articles 24, 76 and 77, which came into effect on 01/01/2022. No significant financial impacts are expected regarding the implementation of this concept.

**g.2) CMN Resolution No. 4,975, of December 16, 2021.**

The standard establishes the accounting criteria applicable to leasing transactions carried out by financial institutions and other institutions authorized to operate by Bacen as lessors and lessees, and these institutions must comply with the Technical Pronouncement of the Accounting Pronouncements Committee - CPC 06 (R2) - Leases, in the recognition, measurement, presentation and disclosure of leasing transactions, in accordance with specific regulations.

CPC 06 (R2) abandons the classification of leases as operational and financial for lessees, and now has a single accounting model, which consists of recognizing assets and liabilities arising from leasing transactions. The standard does not require a lessee to recognize assets and liabilities from low-value and short-term leases.

For lessors, there will be a change in the accounting for financial leasing transactions, but without changing the presentation method, since these transactions are already presented at the present value of the total amounts receivable provided for in the contract, including the provision for expected losses associated with credit risk, in compliance with BCB Resolution No. 2/2020.

**Pre-transition**

The new requirements of CMN Resolution No. 4,975/2021 aim to provide users of accounting information with more transparent data, as lessees must recognize all assets and liabilities arising from leasing transactions in their balance sheets (allowed for small-value leases and short-term leases), thus eliminating off-balance sheet financing.

The Bank has operating lease agreements that essentially refer to rental contracts for properties used in its administrative and banking operations. Contracts to be signed or renewed from January 1, 2025 will be recognized prospectively in accordance with the new regulations, as permitted by Article 2, § 5, of the aforementioned resolution, and will not have a material impact on the Bank's assets.

This Resolution comes into effect on January 1, 2025.





### 3 – Description of significant accounting policies

The accounting practices adopted by Banco do Brasil are applied consistently in all periods presented in these financial statements and applied to all the entities of the Group Banco do Brasil.

#### a) Statement of income

In accrual basis accounting, revenues and expenses are reported in the closing process of the period in which they are incurred, regardless of receipt or payment. The operations with floating rates are adjusted pro rata die, based on the variation of the indexes agreed, and operations with fixed rates are recorded at future redemption value, adjusted for the unearned income or prepaid expenses for future periods. The operations indexed to foreign currencies are converted at the reporting date using current rates.

#### b) Present value measurement

Financial assets and liabilities are presented at present value due to the application of the accrual basis in the recognition of their interest income and expenses.

Non-contractual liabilities are primarily represented by provisions for lawsuit and legal obligations, for which the disbursement date is uncertain and is not under the Bank's control. They are measured at present value because they are initially recognized at estimated disbursement value on the valuation date and are updated monthly.

#### c) Cash and cash equivalents

They comprise cash and cash equivalents and short-term investments readily convertible into cash, with a maximum maturity of three months from the date of acquisition, to be used in short-term commitments, and subject to an insignificant risk of change in value. The balances of cash and cash equivalents in local currency, foreign currency, investments in repurchase agreements – bank position, investments in interbank deposits and investments in foreign currencies were considered.

#### d) Interbank investments

Interbank investments are recorded at their investment or acquisition amount, plus income accrued up to the balance sheet date and adjustments for allowance for losses.

#### e) Securities

Securities are recorded at the actually paid amount and are classified according to the intention of the Bank's Management into three different categories, according to Bacen Circular 3,068/2001:

Trading Securities: these are securities purchased to be actively and frequently traded. They are adjusted monthly to fair value. The increases and decreases in value are recorded in income and expense accounts for the period;

Securities available for sale: these are securities that may be traded at any time but are not acquired to be actively and frequently traded. They are adjusted monthly to market value and their increases and decreases in value are recorded, net of tax effects, in Accumulated other comprehensive income in Shareholders' equity; and

Securities held to maturity: these are securities that the Bank owns and has the financial capacity and intent to hold to maturity. These securities are not adjusted to market value. The Bank's financial capacity to hold to maturity is supported by a cash flow projection that does not consider the possibility of sale of these securities.

The fair value methodology used for securities was established following consistent, verifiable criteria, which consider the average price of trading on the day of calculation or, if not available, the indicative price reported by Anbima (Brazilian Financial and Capital Markets Association), or relationship between the unit price and the latest business value in the last 30 day, or the net expected realizable value obtained through pricing models, using credit risk curves, expected credit losses, future values of interest rates, foreign exchange rates, price and currency indices, and similar financial instruments.

Earnings from bonds and securities are appropriated to income for the period, observing the accrual basis of accounting until the date of maturity or final sale.

Impairment of securities classified as available for sale and held to maturity, if considered not to be temporary, are recorded directly in expense for the period and a new cost basis for the asset is determined.

Upon sale, the difference between the sale amount and the cost of purchase plus accrued income is considered as a result of the transaction and is recorded on the date of the transaction as a gain or loss on securities.



#### **f) Derivative financial instruments**

Derivative financial instruments are adjusted to market value at each monthly trial balance and balance sheet date. Increases or decreases in value are recorded in the appropriate income or expense accounts.

The fair value methodology used for derivative financial instruments was established following consistent and verifiable criteria, which consider the closing price, or adjustment, when applicable, on the day of calculation or, if not available, pricing models that estimate the expected net realizable value, or the price of a similar financial instrument, considering at least, the payment or maturity date, the currency or index, and the credit risk associated with the counterparty.

Derivative financial instruments used to offset, in whole or in part, the risks arising from exposure to variations in the fair value or asset cash flow or financial liabilities, commitment or future transaction, are considered hedge instruments and are classified according to their nature:

Market risk hedge: increases or decreases in value of the financial instruments, as well as of the hedged item, are recorded in income/expense accounts for the period;

Cash flow hedge: the effective portion of the increases or decreases in value of the derivative financial instruments classified in this category are recorded, net of tax effects, in Accumulated other comprehensive income in Shareholders' equity. The effective amount is that in which the variation of the hedged item, directly related to the corresponding risk, is offset by the variation in the financial instrument used for the hedge, considering the accumulated effect of the transaction. Other variations in these instruments are recorded directly in the statement of income for the period; and

Hedge of net investment abroad: the financial instruments classified in this category are intended to offset the risks arising from exposure to foreign exchange variation of investments abroad whose functional currency is different from the national currency and must be recorded in accordance with the accounting procedures defined for the hedge of cash flow.

#### **g) Loan portfolio for loan losses associated with credit risk**

The loan portfolio consists of loan operations, leases, advances on foreign exchange contracts and other receivables with loan characteristics which are classified according to Management's judgment with respect to the level of risk, taking into consideration market conditions, past experience and specific risks in relation to the transaction, to borrowers and guarantors, observing the parameters established by CMN Resolution 2,682/1999, which requires periodic analyses of the portfolio and its classification into nine levels, ranging from AA (minimum risk) to H (maximum risk), as well as the classification of transactions more than 15 days overdue as non-performing. For atypical transactions with a term of more than 36 months, there is a double counting on the days-past-due intervals defined for the nine levels of risk, as permitted by CMN Resolution 2,682/1999.

Income from loans overdue for more than 60 days, regardless of their risk level, will only be recognized as income when effectively received.

The operations classified as level H risk are written off against the existing allowance after six months of classification in this level of risk, and they are delayed more than 180 days.

Renegotiated transactions are maintained, at a minimum, at the same level at which they were rated on the date of renegotiation. The renegotiations of loans already written off against the allowance are rated as H level and any gains from renegotiation are recognized as income when effectively received. Reclassification to a lower risk category is allowed when there is significant amortization of the transaction or when new material facts justify a change in risk level, according to CMN Resolution 2,682/1999.

Allowance for loan losses, considered sufficient by management, satisfies the minimum requirement established by the aforementioned CMN Resolution 2,682/1999.

Financial leasing operations are presented at the present value of the total amounts receivable provided in the contract, including the provision for losses associated with credit risk.



## h) Taxes

Taxes are calculated based on the rates shown in the table below:

Taxes	Rate
Income tax (15.00% + additional 10.00%)	25.00%
Social Contribution on Net Income - CSLL <sup>(1)</sup>	20.00%
Social Integration Program/Public servant fund program(PIS/Pasep) <sup>(2)</sup>	0.65%
Contribution to Social Security Financing – (Cofins) <sup>(2)</sup>	4.00%
Tax on services of any kind – (ISSQN)	Up to 5.00%

1 – Rate applied to banks, whereas, for other financial companies and non-financial companies in the areas of insurance, pension and capitalization sectors, the rate is 15%. For others non-financial companies, the CSLL rate is 9%.

2 – For non-financial firms that have opted for the non-cumulative regime of calculation, the PIS/PASEP rate is 1.65% and the Cofins rate is 7.6%.

Deferred tax assets (tax credits) and deferred tax liabilities are recognized by applying the current tax rates on their respective bases. For the constitution, maintenance and write-off of the deferred tax assets, the criteria established by CMN Resolution No. 4,842/2020 are observed, supported by a study of realization capacity.

## i) Investments, property, plant and equipment and intangible assets

**Investments:** investments in subsidiaries, associates and joint ventures in which the Bank has significant influence or an ownership interest of 20% or more of the voting shares, and in other companies which are part of a group or are under common control are accounted for by the equity method based on the Shareholders' equity of the subsidiaries, associates and joint ventures.

The cash flows related to dividends and interest on equity received are presented separately in the statement of cash flows, being consistently classified, from period to period, as arising from investment activities.

In the consolidated financial statements, the subsidiaries are fully consolidated, and the associates and joint ventures are accounted under the equity method.

**Property and equipment:** property and equipment are stated at acquisition cost less the impairment losses and depreciation, calculated using the straight-line method by the useful life of the asset. Depreciation of property and equipment in use is recorded in the Other administrative expenses account.

**Intangible:** intangible assets consist of rights over intangible assets used in the running of the Bank, including acquired goodwill.

An asset meets the criteria for identification as an intangible asset, when it is separable, i.e, it can be separated from the entity and sold, transferred or licensed, rented or exchanged, individually or jointly with a contract, related assets or liabilities, regardless of the intention for use by the entity; or results from contractual rights or other legal rights, regardless of whether these rights are transferable or separable from the entity or other rights and obligations.

Goodwill based on expected future profitability is amortized against the income for the period, in accordance with the annual income projections contained in the economic-financial studies that supported the purchase price of the businesses and are annually to the impairment test of the recoverable value of assets.

The other intangible assets with finite useful lives comprise: disbursements for the acquisition of rights to provide banking services (rights to managing payrolls), amortized over the terms of contracts; software, amortized on a straight-line basis by the useful life from the date it is available for use. Intangible assets are adjusted by allowance for impairment losses, if applicable. The amortization of intangible assets is recorded in the Other administrative expenses account.



## **j) Impairment of non-financial assets**

Non-financial assets are reviewed to see if there is any indication that they may have depreciated, whenever events or changes in circumstances indicate that the carrying amount may not be recoverable.

If there is any indication of devaluation, the Bank estimates the asset's recoverable value, which is the higher of its fair value, less costs to sell it, and its value in use.

If the recoverable amount of the asset is less than its carrying amount, the asset's carrying amount is reduced to its recoverable amount through a provision for impairment, which is recognized in the Income statement.

Methodologies in assessing the recoverable amount of the main non-financial assets:

### Property and equipment in use

Land and buildings – To determine the recoverable amounts of land and buildings, data from market indices, statistical tests based on data from sales of owned properties and technical evaluations are used in accordance with the rules of the Brazilian Association of Technical Standards – ABNT.

Data processing equipment – when available, the Bank uses market values to determine the recoverable amount of relevant data processing equipment, considering market rates for similar goods, substitutes or the same type of goods, based on internal or external sources. If Banco do Brasil cannot obtain reliable data to estimate the market price, the Bank assesses whether the expected benefits from the use of these assets still justify its best recovery value, qualifying the information that justifies this analysis.

Other items of property and equipment – these items are individually insignificant or fully depreciated. Although subject to evaluation of impairment indicators, the Bank does not determine their recoverable amount on an individual basis due to cost benefit considerations. However, the Bank controls these assets through a systematized register and conducts an annual inventory counts and writes off assets that are lost or showing signs of deterioration.

### Intangible

Rights due to the acquisition of payrolls – the recoverability of acquired payroll contracts is determined based on the contribution margin of the client relationships generated under each contract. The objective is to determine if the projections that justified the initial acquisition correspond to actual performance. An impairment loss is recognized on underperforming contracts.

Software – the Bank continuously invests in the modernization and adequacy of its internally developed software to accompany new technologies and meet the demands of the business. Since there is no similar software in the market, and because of the significant cost associated with developing models to calculate value in use, the Bank evaluates the ongoing utility of its software to test for impairment, that consists of evaluating its usefulness for the company so that, whenever a software goes out of use, its value is written off in accounting.

The losses recorded in the Statement of Income to adjust the recoverable value of these assets, if any, are stated in the respective notes.

### Investments and goodwill on the acquisition of investments

The methodology for determining the recoverable amount of investments and goodwill based on expected future profitability consists of measuring the expected result of the investment through discounted cash flow. To measure this result, the assumptions adopted are based on i) projections of the companies' operations, results and investment plans; ii) macroeconomic scenarios developed by the Bank; and iii) internal methodology for calculating the cost of capital based on the Capital Asset Pricing Model – CAPM.



### **k) Employee benefits**

Employee benefits related to short-term benefits for current employees are recognized on the accrual basis as the services are provided. Post-employment benefits, comprising supplementary retirement benefits and medical assistance for which the Bank is responsible, are assessed in accordance with criteria established by CPC 33 (R1) – Employee benefits, approved by CVM Resolution 110/2022 and by the CMN Resolution 4,877/2020. The evaluations are carried out at least every six months or less when applicable.

In defined-contribution plans, the actuarial risk and the investment risk are borne by the plan participants. Accordingly, cost accounting is based on each period's contribution amount representing the Bank's obligation. Consequently, no actuarial calculation is required when measuring the obligation or expense, and there are neither actuarial gains nor losses.

In defined benefit plans, the actuarial risk and the investment risk value of plan assets fall substantially on the sponsoring entity. Accordingly, cost accounting requires the measurement of plan obligations and expenses, with a possibility of actuarial gains and losses, leading to the register of a liability when the amount of the actuarial obligation exceeds the value of plan assets, or an asset when the amount of assets exceeds the value of plan obligations. In the latter instance, the asset should be recorded only when there is evidence that it can effectively reduce the contributions from the sponsor or will be refundable in the future.

The Bank recognizes the components of defined benefit cost in the period in which the actuarial valuation was performed, in accordance with criteria established by CPC 33 (R1), as follows:

- the current service cost and the net interest on the net defined benefit liability (asset) are recognized in profit or loss; and
- the remeasurements of the net defined benefit liability (asset) resulting from changes in actuarial assumptions are recognized in Accumulated other comprehensive income in Shareholders' equity, net of tax effects. And, according to the normative provision, these effects recognized directly in equity should not be reclassified to the result in subsequent periods.

Contributions to be paid by the Bank to medical assistance plans in some cases will continue after the employee's retirement. Therefore, the Bank's obligations are evaluated by the present actuarial value of the contributions to be paid over the expected period in which the plan participants and beneficiaries will be covered by the plan. Such obligations are evaluated and recognized under the same criteria used for defined benefit plans.

### **l) Deposits and Securities sold under repurchase agreements**

Deposits and Securities sold under repurchase agreements are recorded at the amount of the liabilities and include, when applicable, related charges up to the balance sheet date, on a daily pro rata die basis.

### **m) Provisions, contingent assets and liabilities**

The Bank recognizes a provision when:

- the Bank has a present obligation (legal or constructive) as a result of a past event;
- it is probable that an outflow of economic benefits will be required to settle the obligation; and
- the amount of the obligation can be reasonably estimated.

The Bank recognizes provisions based on its best estimate of the probable losses.

The Bank continually monitors lawsuits in progress to evaluate, among other factors:

- the nature and complexity;
- the progress of the proceedings;
- the opinion of the Bank's lawyers; and
- the Bank's experience with similar proceedings.

In determining whether a loss is probable, the Bank considers:

- the likelihood of loss resulting from claims that occurred prior to or on the reporting date that were identified after that date but prior to issuance of the financial statements; and



- the need to disclose claims or events occurring after the reporting date but prior to the issuance of the financial statements.

Contingent assets are not recognized in the financial statements. However, when there is evidence assuring their realization, usually represented by the final judgment of the lawsuit and by the confirmation of the capacity for its recovery by receipt or offsetting by another receivable, they are recognized as assets.

#### **n) Debt instrument issue expense**

Expenses related to transactions involving the issue of debt instruments are capitalized and presented as a reduction of the corresponding liability. The expenses are recognized in the income statement over the term of the transaction.

#### **o) Assets held for sale**

##### Investments held for sale

They refer to investments in associates, subsidiaries and joint ventures that the Bank expects to realize through their sale, are available for immediate sale and their disposal is highly probable. From the moment the Bank decides to sell them, these assets are measured at the lower of:

- (i) the net book value, less provisions for impairment losses; and
- (ii) fair value, measured in accordance with specific regulations, net of selling expenses.

Any difference between the net book value of the asset and the fair value less costs to sell is recognized in profit or loss for the period.

##### Non-financial assets held for sale

These not covered by the concept of financial assets, according to specific regulations, and refer mainly to properties not in use received in the settlement of credit operations that are difficult or doubtful to resolve.

They are initially recognized in the appropriate account grouping item of current or noncurrent assets realizable in the long term, according to the expected sale term, on the date of their receipt by the Bank, being valued at the lowest value between:

- (i) the gross book value of the respective credit operation that is difficult or doubtful to resolve; and
- (ii) the fair value of the asset, assessed in accordance with specific regulations, net of selling expenses.

Any difference between the book value of the respective difficult or doubtful financial instrument, net of provisions, and the fair value is recognized in the income statement for the period.

#### **p) Other assets and liabilities**

Other assets are stated at their realizable amounts, including, when applicable, related income and monetary and exchange variations on a pro rata die basis, and allowance for losses, when deemed appropriate. Other liabilities are stated at their known and measurable amounts, plus, when applicable, related charges and monetary and exchange variations on a pro rata die basis.

#### **q) Earnings per share**

Two different methods are used to calculate earnings per share:

- basic earnings per share: calculated by dividing net income attributable to the Bank's shareholders by the weighted average number of common shares outstanding during each of the periods presented; and
- diluted earnings per share: calculated by dividing net income attributed to the Bank's shareholders by the weighted average of outstanding common shares, adjusted to reflect the effect of all dilutable common shares.

**r) Conversion of operations in foreign currency**

**Functional and presentation currency** – These individual and consolidated financial statements are presented in Brazilian Reais, which is the Bank's functional and presentation currency. The functional currency is the currency of the main economic environment in which an entity operates. For all of the Group entities, the functional currency is the Real (except for BB Americas and Banco Patagonia).

The financial statements of branches and subsidiaries abroad follow the accounting criteria in force in Brazil and are converted into the Real currency, preliminarily under the equity method, as provided for in CMN Resolution 4,817/2020.

The investees abroad whose Real is the functional currency have their financial statements translated based on the daily balances of each accounting sub-heading, considering the daily variation of the exchange rate, and their effects are recognized in contra-entry to the investee's income.

For investees abroad whose functional currency is other than the Brazilian Real, assets and liabilities are translated at the exchange rate on the respective balance sheet date and income and expenses are translated at the average exchange rate for the period, and their effects are recognized in Other Comprehensive Income, in the investor's Shareholders' Equity.

**s) Non-recurring results**

As defined by BCB Resolution 2/2020, non-recurring results are those that are not related or are only incidentally related to the institution's typical activities and are not expected to occur frequently in future years. The information on the recurring and non-recurring results is included in Note 31.



## 4 – Significant Judgments and accounting estimates

The preparation of financial statements requires the application of certain relevant assumptions and judgments that involve a high degree of uncertainty and that may have a material impact on these statements. Accordingly, it requires Management to make judgments and use estimates that affect the recognized amounts of assets, liabilities, income and expenses. These adopted estimates and assumptions are reviewed on an ongoing basis, with the revisions recognized in the period in which the estimate is reassessed, with prospective effects. It should be noted that actual results may differ from these estimates.

There are certain alternatives to accounting treatments. The Bank's results may differ if alternative accounting principles had been used. Management believes its choice of accounting principles to be appropriate and that the individual and consolidated financial statements present fairly, in all material respects, the consolidated financial position and results of the Bank's operations.

Significant classes of assets and liabilities subject to estimates and the use of assumptions cover items for which fair value valuation is required. The following components of the consolidated financial statements require the highest degree of judgment and use of estimates:

### a) Fair value of financial instruments

When it is impossible to determine the fair value of financial assets and liabilities based on price derivatives from an active market, they are measured using valuation techniques based on mathematical models. The inputs to these models come from observable market data, whenever available. If there is not enough information to apply the aforementioned criteria, other technical and judgmental parameters are adopted, duly approved by the Organization's Risk Governance.

The methodologies used to assess the fair value of certain financial instruments are shown in Note 30.a.

### b) Allowance for losses associated with credit risk of the loan portfolio

The loan portfolio is classified according to Management's judgment on the risk level. Economic situation, past experience and specific risks in relation to the operation, to debtors and guarantors, are taken into account, observing the parameters established by CMN Resolution 2,682/1999, which requires periodic portfolio analysis and its classification into nine risk levels (rating), AA (minimum risk) and H (maximum risk), as well as the classification of operations overdue for more than 15 days as non-performing. For non-performing loan with a maturity of more than 36 months, double counting over the delay intervals defined for the nine risk levels is carried out, as provided by CMN Resolution 2,682/1999.

Allowance for losses is constituted or reversed according to the risk levels established by CMN Resolution 2,682/1999, considering the risk levels attributed to the operations.

The allowance is considered sufficient by Management and meets the minimum requirement established by CMN Resolution 2,682/1999.





### **c) Permanent loss of securities**

Securities are subject to periodic evaluation by the Permanent Loss Assessment Forum, which is responsible for identifying problematic assets, pursuant to CMN Resolution 4,557/2017, proposing the marking of new problematic assets, assessing the need of an asset to be subject to impairment test and the impact of any loss within the scope of the Conglomerate.

A problematic asset is characterized when there is a pending settlement for more than ninety days or there are indications that the asset will not be realized without the need to resort to guarantees and collateral. Indications that the asset will not be realized are: when the Bank considers that the debtor no longer has the financial capacity to honor its obligation, if the Bank recognizes a significant deterioration in the credit quality of the debtor, if the operation is subject to renegotiation that implies a concession of advantages to the debtor as a result of the deterioration of its creditworthiness or of its mitigators (debt restructuring), if the Bank asks for bankruptcy or other similar attitude towards the debtor, or if the debtor requests any type of judicial measure that limits, delay or prevent the fulfillment of its obligations under the agreed conditions.

The problematic assets can be reverted to the condition of normal course assets as long as there is evidence that the debtor has resumed its ability to honor its obligations under the agreed conditions. It is analyzed whether the debtor is not responsible for any pending arrears for more than ninety days, whether the asset no longer meets the criteria of problematic assets, whether continuous and effective payments have occurred in a period of not less than 3 months and whether the debtor's financial situation has improved to such an extent that the realization of the asset is probable.

### **d) Impairment of non-financial assets**

At each reporting date, based on internal and external sources of information, the Bank determines if there are any indicators that a non-financial asset may be impaired. If an indicator does exist, the Bank calculates the asset's recoverable amount, which is the highest of: (i) its fair value less costs to sell it; and (ii) its value in use.

Regardless any indicator of impairment, the Bank tests the recoverable value of intangible assets not yet available for use and of goodwill in the acquisition of investments, at least annually, always at the same period.

If the asset's recoverable amount is less than its carrying amount, the carrying amount is reduced to its recoverable amount by recording an impairment loss.

Determining the recoverable amount of non-financial assets requires Management to exercise judgment and make assumptions. These estimates are based on market prices, present value calculations, other pricing techniques, or a combination of these methods.

### **e) Income taxes**

Income and gains generated by the Bank are subject to income taxes in the jurisdictions in which the Bank operates. The determination of income taxes requires interpretation and the use of estimates. In the ordinary course of business, the final amount of income tax payable is uncertain for many different types of transactions and calculations. In these cases, the use of different interpretations and estimates may have resulted in different tax amounts being recorded.

Brazilian tax authorities can review the calculations made by the Bank and its subsidiaries for up to five years subsequent to the date on which a tax becomes due. During this process, the tax authorities may question the procedures adopted by the Bank, mainly with respect to the interpretation of tax legislation. However, Management believe that will not be required any significant adjustments to the income tax recorded in these financial statements.



## f) Recognition and assessment of deferred taxes

Deferred tax assets are calculated on temporary differences and tax loss carryforwards. They are only recognized when the Bank expects to generate sufficient taxable income in the future to offset the amounts. The expected realization of the Bank's deferred tax assets is based on projections of future income and technical analyses in line with current tax legislation

The Bank reviews the estimates involved in the recognition and valuation of deferred tax assets based on current expectations and projections about future events and trends. The most important assumptions affecting these estimates relate to:

- (i) changes in the amounts deposited, delinquencies and customer base;
- (ii) changes in tax law;
- (iii) changes in interest rates;
- (iv) changes in inflation rates;
- (v) legal claims with an adverse impact on the Bank;
- (vi) credit, market and other risks associated with lending and investing activities;
- (vii) changes in the fair value of Brazilian securities, especially Brazilian government securities; and
- (viii) changes in domestic and global economic conditions.

## g) Pensions and other employee benefits

The Bank sponsors defined contribution and defined benefit pension plans, accounted for in accordance with CPC 33 (R1). Actuarial valuations for defined benefit plans are based on a series of assumptions, including:

- (i) interest rates;
- (ii) mortality tables;
- (iii) annual rate applied to the revision of retirement benefits;
- (iv) inflation index;
- (v) annual salary adjustment; and
- (vi) the method used to calculate vested benefit obligations for active employees.

Changes in these assumptions can have significant impact on the amounts determined.

## h) Provisions, contingent assets and liabilities

The recognition, measurement and disclosure of provisions, contingent assets and liabilities and legal obligations are carried out in accordance with the criteria defined by CPC 25.

Contingent assets are not recognized in the financial statements, however, they are recognized as assets when there is evidence assuring their realization, usually represented by the final judgment of the lawsuit and by the confirmation of the capacity for its recovery by receipt or offsetting by another receivable.

Contingent liabilities are recognized in the financial statements when, based on the opinion of legal advisor and Management, the risk of loss of legal or administrative proceedings is considered probable, with a probable outflow of financial resource for the settlement of the obligation and when the amounts involved are measurable with sufficient assurance, being quantified when judicial noticed and revised monthly as follows:

**Aggregated Method:** cases that are similar and recurring in nature and whose values are not considered individually significant. Provisions are based on statistical data. It covers civil or labor judicial proceedings (except labor claims filed by trade unions and all proceedings classified as strategic) with probable value of award, estimated by legal advisors, up to R\$ 1 million. The aggregated method covers all processes, regardless of the assessment carried out by the legal advisors.

**Individual Method:** cases considered unusual or whose value is considered relevant by our legal advisor. Provisions are based on the amount claimed; probability of an unfavorable decision; evidence presented; evaluation of legal precedents; other facts raised during the process; judicial decisions made during the course of the case; and the classification and the risk of loss of legal actions.

Contingent liabilities subject to individual method considered as possible losses are not recognized in the financial statements, they are disclosed in notes, while those classified as remote do not require any provision or disclosure.



## 5 – Acquisitions, disposals and corporate restructuring

### a) Incorporation of Broto

On January 04, 2023, according to the General Shareholders' Meeting, held on the same date by the Bank and the Brasilseg Companhia de Seguros S.A. (Brasilseg), indirect associated company through BB Seguridade Participações S.A., the incorporation of Broto S.A. was approved, after obtaining regulatory authorizations from Bacen, Sest and Cade. Broto began to conduct the business of the Broto Digital Platform (Broto Platform), which operates as a marketplace focused on the agribusiness production chain, previously managed by Brasilseg.

the Bank holds 100% of the preferred shares without voting rights, which are equivalent to 50% of Broto's total capital, and Brasilseg, 100% of the common shares, completing 100% of the capital of that share. Due to the 50% interest in the total capital of the new company, Brasilseg contributed with of a portion in cash and another part through the transfer of assets and rights which were associated to Broto Plataform, previously held by the Insurer, totaling an investment of R\$ 31.2 million. This same amount was paid by the Bank to subscribe the shares corresponding to the other 50% of the total capital of the new company.

The corporate documents provide for the granting, by Brasilseg, of a call option to BB on the totality of the shares held by it in Broto, exercisable upon payment of the entire amount contributed by the Insurer to Broto, adjusted by the CDI accumulated in the period, within a period of up to 12 months from the date of signature of the shareholders' agreement, renewable for an equal period.

From its incorporation, the investment was initially recognized at cost and subsequently measured using the equity method.



## 6 – Information by segment

The segment information was prepared based on internal reports used by the Executive Board of Directors to assess performance and make decision about the allocation of fund for investment and other purposes. The framework also takes into account the regulatory environment and the similarities between goods and services. The information was prepared based on internal management reports (Management Information), reviewed regularly by Management.

The Bank's operations were mainly in Brazil, divided into five segments: banking, investments, fund management, insurance (insurance, pension and capitalization) and payment methods. The Bank also engages in other activities, including consortium business and other services aggregated in "Other Segments".

The measurement of managerial income and of managerial assets and liabilities by segment takes into account all income and expenses as well as all assets and liabilities recorded by the controlled companies (Note 2). There were no common income or expenses nor common assets or liabilities allocated between the segments, for any distribution criteria.

Transactions between segments were eliminated in the column "Intersegment transactions". They were conducted at the same terms and conditions as those practiced with unrelated parties for similar transactions. These transactions do not involve any unusual payment risks.

None of the Bank's customers individually account for more than 10% of the Bank's income.

### a) Banking segment

The result was mainly from operations in Brazil with a wide array of products and services, including deposits, loans and services provided to customers through different distribution channels, located in the country and abroad.

The banking segment includes business with the retail, wholesale and public sector, which were carried out by the Bank's network and customer service teams. It also engages in business with micro-entrepreneurs and low-income population, undertaken through banking correspondents.

### b) Investments segment

This segment was responsible for operations in the domestic capital markets, acting in intermediation and distribution of debts in the primary and secondary markets, as well as being responsible for equity investments and the rendering of some financial services.

The income from financial intermediation of this segment were the accrued interest on securities investments net of interest expenses from third party funding costs. The principal equity investments were those in the associates, subsidiary companies and joint ventures. Financial service fee income were from economic/financial advisory services and the underwriting of fixed and variable income.

### c) Fund management segment

This segment comprises purchase, sale and custody of securities, portfolio management, and management of investment funds and clubs. Income consists mainly of commissions and management fees for services charged to investors.

### d) Insurance, pension and capitalization segment

In this segment, products and services offered were related to life, property and automobile insurance, private pension and capitalization plans.

The income were mainly from revenues from insurance premiums issued, contributions to private pension plans, capitalization bonds and investments in securities. The amounts offset by selling cost, technical insurance provision and expenses related to benefits and redemptions.

### e) Payment method segment

This segment comprises funding, transmission, processing and settlement of operations via electronic means.

Revenues were mainly from commissions and management fees charged to businesses and financial institutions for the services rendered, as well as income from rent, installation and maintenance of electronic terminals.



In thousands of Reais, unless otherwise stated

## f) Other segments

Other segments comprise the consortium management and other services segments, which have been aggregated as they were not individually significant.

Their revenues were originated mainly from rendering services not covered in previous segments, such as: credit recovery; consortium management; development, manufacturing, sale, lease and integration of digital electronic systems and equipment, peripherals, programs, inputs and computing supplies.

## g) Information of external customers by geographic region

	2024		2023	
	Brazil	Abroad	Brazil	Abroad
<b>Income from external customers</b>	<b>323,834,379</b>	<b>23,149,237</b>	<b>297,844,247</b>	<b>24,595,735</b>
<b>Income from financial intermediation</b>	<b>270,094,724</b>	<b>21,264,452</b>	<b>246,585,172</b>	<b>22,640,167</b>
Loan portfolio	153,087,801	7,885,564	134,945,914	3,121,693
Interbank investments	46,279,894	4,578,963	56,389,468	5,744,804
Securities	61,609,137	7,887,899	47,865,437	11,662,254
Derivative financial instruments	3,588,520	865,762	(709,585)	(409,839)
Reserve requirement	7,023,946	--	7,393,870	--
Other financial assets	(1,494,574)	46,264	700,068	2,521,255
<b>Other income</b>	<b>53,739,655</b>	<b>1,884,785</b>	<b>51,259,075</b>	<b>1,955,568</b>
Service fee income	34,123,720	1,353,472	32,289,516	1,541,682
Share of earnings (losses) of associates and joint ventures	7,788,697	--	7,324,885	--
Other	11,827,238	531,313	11,644,674	413,886
<b>Non current assets<sup>1</sup></b>	<b>43,647,235</b>	<b>149,384</b>	<b>41,863,845</b>	<b>91,023</b>

1 - Except for financial instruments, deferred tax assets and post-employment benefit assets.

Revenues from abroad were mainly obtained by operations held by the branches in South America.



In thousands of Reals, unless otherwise stated

**h) Breakdown of managerial income by segment and reconciliation with accounting income**

	2024							
	Managerial Information by Segment							
	Banking	Investments	Fund Management	Insurance, pension and capitalization	Payment methods	Other segments	Intersegment transactions	BB Consolidated
<b>Income from financial intermediation</b>	<b>290,570,438</b>	<b>973,898</b>	<b>306,076</b>	<b>175,948</b>	<b>(5)</b>	<b>683,168</b>	<b>(1,350,347)</b>	<b>291,359,176</b>
Loan portfolio	160,988,864	--	--	--	--	--	(15,499)	160,973,365
Interbank investments	51,249,440	962	265,375	--	--	677,928	(1,334,848)	50,858,857
Securities	68,543,222	732,458	40,192	175,948	(5)	5,221	--	69,497,036
Derivative financial instruments	4,213,785	240,478	--	--	--	19	--	4,454,282
Reserve requirement	--	7,023,946	--	--	--	--	--	7,023,946
Other financial assets	(1,448,819)	--	509	--	--	--	--	(1,448,310)
<b>Expenses from financial intermediation</b>	<b>(183,825,210)</b>	<b>(390,621)</b>	<b>--</b>	<b>--</b>	<b>--</b>	<b>(795,399)</b>	<b>2,300,707</b>	<b>(182,710,523)</b>
Financial institutions resources	(98,539,257)	(390,621)	--	--	--	--	2,300,707	(96,629,171)
Customers resources	(57,112,338)	--	--	--	--	--	--	(57,112,338)
Resources from issuance of debt securities	(24,777,861)	--	--	--	--	(795,399)	--	(25,573,260)
Other funding expenses	--	(3,395,754)	--	--	--	--	--	(3,395,754)
<b>Allowance for losses associated with credit risk</b>	<b>(41,888,847)</b>	<b>(21,735)</b>	<b>164</b>	<b>--</b>	<b>--</b>	<b>58,661</b>	<b>--</b>	<b>(41,851,757)</b>
Loan portfolio	(41,422,087)	--	--	--	--	--	--	(41,422,087)
Other financial assets	(466,760)	(21,735)	164	--	--	58,661	--	(429,670)
<b>Other income</b>	<b>34,877,119</b>	<b>768,088</b>	<b>3,697,616</b>	<b>11,336,889</b>	<b>2,219,524</b>	<b>6,617,106</b>	<b>(3,891,902)</b>	<b>55,624,440</b>
Service fee income	22,483,481	522,439	3,687,329	5,531,463	44,892	4,990,888	(1,783,300)	35,477,192
Share of earnings (losses) of associates and joint ventures	952,847	51,299	--	5,282,941	1,501,610	--	--	7,788,697
Other	11,440,791	194,350	10,287	522,485	673,022	1,626,218	(2,108,602)	12,358,551
<b>Other expenses</b>	<b>(60,882,079)</b>	<b>(208,930)</b>	<b>(643,203)</b>	<b>(1,110,489)</b>	<b>(115,828)</b>	<b>(3,643,695)</b>	<b>2,941,542</b>	<b>(63,662,682)</b>
Personnel expenses	(23,520,940)	(38,140)	(154,385)	(89,095)	(4,503)	(520,121)	6,230	(24,320,954)
Other administrative expenses	(11,540,248)	(47,083)	(103,340)	(180,108)	(1,122)	(535,513)	1,775,182	(10,632,232)
Amortization	(2,464,495)	--	--	(904)	--	(3,866)	--	(2,469,265)
Depreciation	(1,414,555)	--	--	(12)	--	(40,342)	--	(1,454,909)
Tax expenses	(6,633,770)	(82,726)	(259,731)	(671,982)	(53,205)	(761,387)	--	(8,462,801)
Other	(15,308,071)	(40,981)	(125,747)	(168,388)	(56,998)	(1,782,466)	1,160,130	(16,322,521)
<b>Provisions</b>	<b>(11,604,329)</b>	<b>(116,068)</b>	<b>15,979</b>	<b>(21,629)</b>	<b>(56)</b>	<b>(27,419)</b>	<b>--</b>	<b>(11,753,522)</b>
Provisions for civil, tax and labor claims	(11,551,873)	(116,068)	15,979	(21,629)	(56)	(27,419)	--	(11,701,066)
Other	(52,456)	--	--	--	--	--	--	(52,456)
<b>Profit before taxation and profit sharing</b>	<b>27,247,092</b>	<b>1,004,632</b>	<b>3,376,632</b>	<b>10,380,719</b>	<b>2,103,635</b>	<b>2,892,422</b>	<b>--</b>	<b>47,005,132</b>
Income tax and social contribution	1,269,780	(425,964)	(1,336,594)	(1,707,636)	(236,099)	(935,105)	--	(3,371,618)
Employee and directors profit sharing	(4,520,488)	(949)	(3,386)	(570)	--	(11,947)	--	(4,537,340)
Non-controlling interest	(858,116)	--	--	(2,767,821)	--	(30,347)	--	(3,656,284)
<b>Net income</b>	<b>23,138,268</b>	<b>577,719</b>	<b>2,036,652</b>	<b>5,904,692</b>	<b>1,867,536</b>	<b>1,915,023</b>	<b>--</b>	<b>35,439,890</b>
<b>Balance sheet</b>								
Interbank investments	401,348,819	97,121	3,452,632	7,784,573	4,516,251	8,997,682	(26,399,845)	399,797,233
Securities and derivative financial instruments	590,151,296	1,387,267	106,612	1,787,794	510	990,343	(920,632)	593,503,190
Loan portfolio net of provisions	1,038,149,653	--	--	--	--	--	(196,966)	1,037,952,687
Investments	27,469,620	1,092,466	--	7,978,239	5,335,994	--	(20,916,041)	20,960,278
Other assets	379,174,073	1,340,202	518,555	3,301,492	1,969,283	9,718,771	(14,367,433)	381,654,943
<b>Total assets</b>	<b>2,436,293,461</b>	<b>3,917,056</b>	<b>4,077,799</b>	<b>20,852,098</b>	<b>11,822,038</b>	<b>19,706,796</b>	<b>(62,800,917)</b>	<b>2,433,868,331</b>
<b>Liabilities</b>	<b>2,248,580,735</b>	<b>3,101,786</b>	<b>2,648,004</b>	<b>11,739,205</b>	<b>2,024,764</b>	<b>15,883,211</b>	<b>(40,182,122)</b>	<b>2,243,795,583</b>
Customers resources	873,801,862	--	--	--	--	--	(91,171)	873,710,691
Financial institutions resources	748,457,111	1,966,887	--	--	--	196,966	(26,596,637)	724,024,327
Resources from issuance of debt securities	314,501,879	--	--	--	--	11,063,365	--	325,565,244
Provisions	31,289,788	118,253	29,688	53,920	335	413,142	(15,649)	31,889,477
Other liabilities	280,530,095	1,016,646	2,618,316	11,685,285	2,024,429	4,209,738	(13,478,665)	288,605,844
<b>Shareholders' equity</b>	<b>187,712,726</b>	<b>815,270</b>	<b>1,429,795</b>	<b>9,112,893</b>	<b>9,797,274</b>	<b>3,823,585</b>	<b>(22,618,795)</b>	<b>190,072,748</b>
<b>Total liabilities and equity</b>	<b>2,436,293,461</b>	<b>3,917,056</b>	<b>4,077,799</b>	<b>20,852,098</b>	<b>11,822,038</b>	<b>19,706,796</b>	<b>(62,800,917)</b>	<b>2,433,868,331</b>



In thousands of Reals, unless otherwise stated

	2023							
	Managerial Information by Segment							
	Banking	Investments	Fund Management	Insurance, pension and capitalization	Payment methods	Other segments	Intersegment transactions	BB Consolidated
<b>Income from financial intermediation</b>	<b>267,934,307</b>	<b>1,191,365</b>	<b>342,765</b>	<b>152,767</b>	<b>461,342</b>	<b>597,948</b>	<b>(1,455,155)</b>	<b>269,225,339</b>
Loan portfolio	138,085,605	--	--	--	--	--	(17,998)	138,067,607
Interbank investments	62,756,536	410	214,386	--	--	600,097	(1,437,157)	62,134,272
Securities	57,393,140	1,394,236	128,375	152,767	461,342	(2,169)	--	59,527,691
Derivative financial instruments	(916,327)	(203,281)	--	--	--	184	--	(1,119,424)
Reserve requirement	7,393,870	--	--	--	--	--	--	7,393,870
Other financial assets	3,221,483	--	4	--	--	(164)	--	3,221,323
<b>Expenses from financial intermediation</b>	<b>(171,753,936)</b>	<b>(637,306)</b>	<b>--</b>	<b>--</b>	<b>--</b>	<b>(693,260)</b>	<b>2,216,859</b>	<b>(170,867,643)</b>
Financial institutions resources	(79,903,058)	(637,306)	--	--	--	--	2,216,859	(78,323,505)
Customers resources	(66,276,448)	--	--	--	--	--	--	(66,276,448)
Resources from issuance of debt securities	(24,331,976)	--	--	--	--	(693,260)	--	(25,025,236)
Other funding expenses	(1,242,454)	--	--	--	--	--	--	(1,242,454)
<b>Allowance for losses associated with credit risk</b>	<b>(32,584,112)</b>	<b>(19,199)</b>	<b>--</b>	<b>--</b>	<b>(644)</b>	<b>(46,917)</b>	<b>--</b>	<b>(32,650,872)</b>
Loan portfolio	(32,220,511)	--	--	--	--	--	--	(32,220,511)
Other financial assets	(363,601)	(19,199)	--	--	(644)	(46,917)	--	(430,361)
<b>Other income</b>	<b>34,221,817</b>	<b>590,642</b>	<b>3,330,385</b>	<b>10,454,744</b>	<b>2,323,871</b>	<b>5,741,103</b>	<b>(3,447,919)</b>	<b>53,214,643</b>
Service fee income	22,470,816	412,093	3,319,690	5,013,826	46,054	4,118,016	(1,549,297)	33,831,198
Share of earnings (losses) of associates and joint ventures	598,704	35,705	--	4,895,045	1,795,431	--	--	7,324,885
Other	11,152,297	142,844	10,695	545,873	482,386	1,623,087	(1,898,622)	12,058,560
<b>Other expenses</b>	<b>(58,223,676)</b>	<b>(194,537)</b>	<b>(575,346)</b>	<b>(1,071,157)</b>	<b>(166,901)</b>	<b>(3,039,962)</b>	<b>2,686,215</b>	<b>(60,585,364)</b>
Personnel expenses	(22,415,305)	(30,400)	(147,898)	(83,518)	(6,288)	(460,677)	6,203	(23,137,883)
Other administrative expenses	(11,049,903)	(40,059)	(91,134)	(163,141)	(1,175)	(420,227)	1,574,315	(10,191,324)
Amortization	(2,359,248)	--	--	(850)	--	(4,107)	--	(2,364,205)
Depreciation	(1,588,026)	--	--	(20)	--	(43,908)	--	(1,631,954)
Tax expenses	(7,011,779)	(70,531)	(242,027)	(612,911)	(75,071)	(592,257)	--	(8,604,576)
Other	(13,799,415)	(53,547)	(94,287)	(210,717)	(84,367)	(1,518,786)	1,105,697	(14,655,422)
<b>Provisions</b>	<b>(9,381,205)</b>	<b>(28)</b>	<b>(1,307)</b>	<b>(16,212)</b>	<b>(191)</b>	<b>(46,566)</b>	<b>--</b>	<b>(9,445,509)</b>
Provisions for civil, tax and labor claims	(8,313,045)	(28)	(1,307)	(16,212)	(191)	(45,958)	--	(8,376,741)
Other	(1,068,160)	--	--	--	--	(608)	--	(1,068,768)
<b>Profit before taxation and profit sharing</b>	<b>30,213,195</b>	<b>930,937</b>	<b>3,096,497</b>	<b>9,520,142</b>	<b>2,617,477</b>	<b>2,512,346</b>	<b>--</b>	<b>48,890,594</b>
Income tax and social contribution	(2,653,804)	(394,479)	(1,213,779)	(1,546,111)	(345,846)	(801,738)	--	(6,955,757)
Employee and directors profit sharing	(4,313,776)	--	(2,672)	(2,605)	--	(8,974)	--	(4,328,027)
Non-controlling interest	(1,103,427)	--	--	(2,665,585)	--	(18,847)	--	(3,787,859)
<b>Net income</b>	<b>22,142,188</b>	<b>536,458</b>	<b>1,880,046</b>	<b>5,305,841</b>	<b>2,271,631</b>	<b>1,682,787</b>	<b>--</b>	<b>33,818,951</b>
<b>Balance sheet</b>								
Interbank investments	435,971,878	3,067	2,345,119	4,747,084	5,997,921	6,978,204	(23,882,283)	432,160,990
Securities and derivative financial instruments	462,768,793	3,947,437	1,038,545	1,607,391	514	631,604	(1,026,325)	468,967,959
Loan portfolio net of provisions	919,533,653	--	--	--	--	--	(111,914)	919,421,739
Investments	26,790,053	1,019,312	--	8,467,509	5,223,258	18	(20,418,354)	21,081,796
Other assets	329,644,413	1,132,735	332,604	2,711,271	842,130	8,375,101	(12,190,755)	330,847,499
<b>Total assets</b>	<b>2,174,708,790</b>	<b>6,102,551</b>	<b>3,716,268</b>	<b>17,533,255</b>	<b>12,063,823</b>	<b>15,984,927</b>	<b>(57,629,631)</b>	<b>2,172,479,983</b>
<b>Liabilities</b>	<b>2,004,064,825</b>	<b>5,228,560</b>	<b>2,285,764</b>	<b>8,315,482</b>	<b>2,452,790</b>	<b>12,522,787</b>	<b>(35,466,311)</b>	<b>1,999,403,897</b>
Customers resources	812,054,638	--	--	--	--	--	(110,835)	811,943,803
Financial institutions resources	671,032,981	4,037,345	--	--	--	111,914	(23,991,516)	651,190,724
Resources from issuance of debt securities	275,147,259	--	--	--	--	9,009,048	--	284,156,307
Provisions	26,288,513	821	46,010	34,484	244	383,906	(5,499)	26,748,479
Other liabilities	219,541,434	1,190,394	2,239,754	8,280,998	2,452,546	3,017,919	(11,358,461)	225,364,584
<b>Shareholders' equity</b>	<b>170,643,965</b>	<b>873,991</b>	<b>1,430,504</b>	<b>9,217,773</b>	<b>9,611,033</b>	<b>3,462,140</b>	<b>(22,163,320)</b>	<b>173,076,086</b>
<b>Total liabilities and equity</b>	<b>2,174,708,790</b>	<b>6,102,551</b>	<b>3,716,268</b>	<b>17,533,255</b>	<b>12,063,823</b>	<b>15,984,927</b>	<b>(57,629,631)</b>	<b>2,172,479,983</b>



In thousands of Reais, unless otherwise stated

## 7 – Cash and due from banks

	Banco do Brasil		Consolidated	
	Dec 31, 2024	Dec 31, 2023	Dec 31, 2024	Dec 31, 2023
<b>Cash and due from banks</b>	<b>17,188,125</b>	<b>14,022,703</b>	<b>20,079,736</b>	<b>17,327,745</b>
Local currency	10,471,982	9,834,960	10,475,377	9,894,579
Foreign currency	6,716,143	4,187,743	9,604,359	7,433,166
<b>Deposits with Brazilian Central Bank</b>	<b>--</b>	<b>1,999,999</b>	<b>--</b>	<b>1,999,999</b>
Discretionary deposits at the Central Bank	--	1,999,999	--	1,999,999
<b>Interbank investments <sup>1</sup></b>	<b>63,962,204</b>	<b>44,154,995</b>	<b>63,087,507</b>	<b>37,672,070</b>
Securities purchased under resale agreements – guaranteed by securities not repledged/re-sold	--	--	14,609	6,457,559
Interbank deposits	63,962,204	42,398,623	63,072,898	29,458,139
Foreign currency	--	1,756,372	--	1,756,372
<b>Total</b>	<b>81,150,329</b>	<b>60,177,697</b>	<b>83,167,243</b>	<b>56,999,814</b>

1 - Investments whose original maturity is less than or equal to 90 days and with insignificant risk of change in fair value.





In thousands of Reais, unless otherwise stated

## 8 – Deposits with Central Bank of Brasil

### a) Breakdown

	Banco do Brasil		Consolidated	
	Dec 31, 2024	Dec 31, 2023	Dec 31, 2024	Dec 31, 2023
Savings deposits	43,201,622	40,905,905	43,201,622	40,905,905
Demand deposits	21,795,371	6,999,866	21,795,371	6,999,866
Time deposits	44,691,381	35,616,486	44,691,381	35,616,486
Instant payment account	5,791,626	15,946,221	5,791,626	15,946,221
Electronic currency deposits	214,923	260,638	214,923	260,638
Resources for microfinance	2,666	76,785	2,666	76,785
Discretionary deposits at the Central Bank	--	1,999,999	--	1,999,999
Current assets	115,697,589	101,805,900	115,697,589	101,805,900
Non-current assets	--	--	--	--
<b>Total</b>	<b>115,697,589</b>	<b>101,805,900</b>	<b>115,697,589</b>	<b>101,805,900</b>

### b) Reserve requirement

	Banco do Brasil			Consolidated		
	2nd half/2024	2024	2023	2nd half/2024	2024	2023
Savings deposits	1,500,617	2,904,157	3,137,989	1,500,617	2,904,157	3,137,989
Time deposit requirements	2,228,423	4,119,789	4,255,881	2,228,423	4,119,789	4,255,881
<b>Total</b>	<b>3,729,040</b>	<b>7,023,946</b>	<b>7,393,870</b>	<b>3,729,040</b>	<b>7,023,946</b>	<b>7,393,870</b>



In thousands of Reais, unless otherwise stated

## 9 – Interbank investments

### a) Breakdown

	Banco do Brasil		Consolidated	
	Dec 31, 2024	Dec 31, 2023	Dec 31, 2024	Dec 31, 2023
<b>Securities purchased under resale agreement</b>	<b>321,972,040</b>	<b>387,601,515</b>	<b>322,190,775</b>	<b>393,782,839</b>
<b>Reverse repos - own resources</b>	<b>--</b>	<b>88,408,902</b>	<b>218,735</b>	<b>95,066,521</b>
Treasury financial bills	--	--	--	3,099
National Treasury bills	--	45,124,763	--	45,467,277
National Treasury notes	--	43,284,139	--	43,417,921
Other securities	--	--	218,735	6,178,224
<b>Reverse repos - financed position</b>	<b>321,972,040</b>	<b>299,192,613</b>	<b>321,972,040</b>	<b>298,716,318</b>
National Treasury notes	198,315,177	273,346,620	198,315,177	273,212,838
Treasury financial bills	60,203,375	--	60,203,375	--
National Treasury bills	62,007,710	25,128,176	62,007,710	24,785,663
Other securities	1,445,778	717,817	1,445,778	717,817
<b>Interbank deposits <sup>1</sup></b>	<b>75,526,509</b>	<b>96,931,088</b>	<b>77,606,458</b>	<b>38,378,151</b>
<b>Total</b>	<b>397,498,549</b>	<b>484,532,603</b>	<b>399,797,233</b>	<b>432,160,990</b>
Current assets	394,227,791	447,791,719	396,697,932	428,963,795
Non-current assets	3,270,758	36,740,884	3,099,301	3,197,195

1 - It includes, in the Consolidated, the amount of R\$ 5,412,289 thousand (R\$ 2.632.274 thousand on Dec 31, 2023) related to investments abroad determined by the local monetary authorities.

### b) Income from short-term interbank investments

	Banco do Brasil			Consolidated		
	2nd half/2024	2024	2023	2nd half/2024	2024	2023
<b>Income from securities purchased under resale agreement</b>	<b>22,897,096</b>	<b>44,896,739</b>	<b>55,373,952</b>	<b>22,974,470</b>	<b>46,573,973</b>	<b>59,021,982</b>
Funded position	22,861,856	44,841,057	55,281,685	22,861,856	44,841,057	55,281,685
Own portfolio position	35,240	55,682	92,267	112,614	1,732,916	3,740,297
<b>Income from investments in interbank deposits</b>	<b>2,360,585</b>	<b>6,327,419</b>	<b>8,185,967</b>	<b>2,262,576</b>	<b>4,284,884</b>	<b>3,112,290</b>
<b>Total</b>	<b>25,257,681</b>	<b>51,224,158</b>	<b>63,559,919</b>	<b>25,237,046</b>	<b>50,858,857</b>	<b>62,134,272</b>



In thousands of Reals, unless otherwise stated

## 10 – Securities

### a) Portfolio of securities by classification category, quantity, type of paper and maturity ranges:

#### a.1) Summary by category and completion period

Classification Category	Banco do Brasil							
	Dec 31, 2024				Dec 31, 2023			
	Current	Non-current	Total	Portifolio Participation	Current	Non-current	Total	Portifolio Participation
1 - Trading securities <sup>1</sup>	3,067,591	--	<b>3,067,591</b>	1%	5,727,346	--	<b>5,727,346</b>	1%
2 - Available for sale securities	20,212,421	452,228,549	<b>472,440,970</b>	85%	19,470,751	374,396,508	<b>393,867,259</b>	87%
3 - Held to maturity securities	24,090,731	55,230,051	<b>79,320,782</b>	14%	24,443,503	26,737,293	<b>51,180,796</b>	12%
<b>Portfolio book value</b>	<b>47,370,743</b>	<b>507,458,600</b>	<b>554,829,343</b>	<b>100%</b>	<b>49,641,600</b>	<b>401,133,801</b>	<b>450,775,401</b>	<b>100%</b>
Mark to market - held to maturity	(57,632)	(1,240,411)	<b>(1,298,043)</b>		116,888	(283,114)	<b>(166,226)</b>	
<b>Portfolio fair value</b>	<b>47,313,111</b>	<b>506,218,189</b>	<b>553,531,300</b>		<b>49,758,488</b>	<b>400,850,687</b>	<b>450,609,175</b>	

1 - Trading securities are presented in current assets, regardless of maturity, in accordance with Bacen Circular 3,068/2001.



In thousands of Reals, unless otherwise stated

**a.2) Breakdown of the portfolio by category, type of bonds and maturity**

Maturity in days	Banco do Brasil									
	Dec 31, 2024							Dec 31, 2023		
	Fair value				Total			Total		
	0 to 30	31 to 180	181 to 360	More than 360	Cost value	Fair value	Mark to market	Cost value	Fair value	Mark to market
<b>1 - Trading securities</b>	<b>19,654</b>	<b>181,175</b>	<b>107,774</b>	<b>2,758,988</b>	<b>3,118,599</b>	<b>3,067,591</b>	<b>(51,008)</b>	<b>5,699,346</b>	<b>5,727,346</b>	<b>28,000</b>
<b>Federal government bonds</b>	<b>19,520</b>	<b>181,103</b>	<b>107,761</b>	<b>2,319,395</b>	<b>2,661,793</b>	<b>2,627,779</b>	<b>(34,014)</b>	<b>4,867,521</b>	<b>4,895,318</b>	<b>27,797</b>
Treasury financial bills	--	5,426	13,366	871,187	889,879	889,979	100	1,869,562	1,870,135	573
National Treasury bills	15,018	69,911	94,395	315,994	504,282	495,318	(8,964)	934,699	940,490	5,791
National Treasury notes	4,502	105,766	--	1,132,214	1,267,632	1,242,482	(25,150)	2,063,260	2,084,693	21,433
<b>Private securities</b>	<b>134</b>	<b>72</b>	<b>13</b>	<b>439,593</b>	<b>456,806</b>	<b>439,812</b>	<b>(16,994)</b>	<b>831,825</b>	<b>832,028</b>	<b>203</b>
Debentures	--	--	12	322,787	328,708	322,799	(5,909)	459,642	459,084	(558)
Shares in investment funds	134	--	--	--	1	134	133	1	85	84
Real estate receivables certificates	--	--	--	38,104	42,132	38,104	(4,028)	105,542	106,602	1,060
Agrobusiness receivable certificates	--	72	1	78,702	85,965	78,775	(7,190)	266,640	266,257	(383)
<b>2 - Available for sale securities</b>	<b>1,662,538</b>	<b>6,737,297</b>	<b>11,812,586</b>	<b>452,228,549</b>	<b>481,128,850</b>	<b>472,440,970</b>	<b>(8,687,880)</b>	<b>396,284,088</b>	<b>393,867,259</b>	<b>(2,416,829)</b>
<b>Federal government bonds</b>	<b>160,631</b>	<b>1,282,835</b>	<b>11,244,166</b>	<b>390,781,316</b>	<b>411,683,711</b>	<b>403,468,948</b>	<b>(8,214,763)</b>	<b>342,369,095</b>	<b>341,590,798</b>	<b>(778,297)</b>
Treasury financial bills	--	300,242	7,672,069	326,451,657	334,074,835	334,423,968	349,133	293,578,439	293,743,349	164,910
National Treasury bills	--	--	3,469,678	22,180,620	27,574,206	25,650,298	(1,923,908)	11,616,904	11,670,952	54,048
National Treasury notes	--	--	--	26,330,013	31,036,516	26,330,013	(4,706,503)	23,411,943	23,328,403	(83,540)
Agricultural debt securities	--	--	--	--	--	--	--	36	15	(21)
Brazilian foreign debt securities	25,264	695,696	--	11,832,435	14,344,635	12,553,395	(1,791,240)	10,155,195	9,343,182	(812,013)
Foreign Government bonds	135,367	286,890	102,419	3,936,288	4,599,884	4,460,964	(138,920)	3,564,294	3,463,744	(100,550)
Other	--	7	--	50,303	53,635	50,310	(3,325)	42,284	41,153	(1,131)
<b>Private securities</b>	<b>1,501,907</b>	<b>5,454,462</b>	<b>568,420</b>	<b>61,447,233</b>	<b>69,445,139</b>	<b>68,972,022</b>	<b>(473,117)</b>	<b>53,914,993</b>	<b>52,276,461</b>	<b>(1,638,532)</b>
Debentures	--	554,903	412,006	51,395,171	52,556,514	52,362,080	(194,434)	41,826,417	40,545,181	(1,281,236)
Promissory notes	--	163,816	--	5,308,419	5,483,898	5,472,235	(11,663)	4,927,521	4,799,441	(128,080)
Shares in investment funds	203,828	823,980	--	649,740	1,782,432	1,677,548	(104,884)	1,937,774	1,855,043	(82,731)
Shares	231,531	--	--	--	117,388	231,531	114,143	92,591	130,247	37,656
Certificate of Deposit	731,469	3,911,763	--	--	4,596,899	4,643,232	46,333	1,212,249	1,235,548	23,299
Eurobonds	335,079	--	156,414	3,544,747	4,347,415	4,036,240	(311,175)	3,752,074	3,541,851	(210,223)
Real estate receivables certificates	--	--	--	47,325	44,610	47,325	2,715	65,193	66,174	981
Agrobusiness receivable certificates	--	--	--	501,831	515,983	501,831	(14,152)	101,174	102,976	1,802



In thousands of Reais, unless otherwise stated

Maturity in days	Banco do Brasil									
	Dec 31, 2024							Dec 31, 2023		
	Fair value				Total			Total		
	0 to 30	31 to 180	181 to 360	More than 360	Cost value	Fair value	Mark to market	Cost value	Fair value	Mark to market
<b>3 - Held to maturity securities</b>	<b>1,718,235</b>	<b>11,328,904</b>	<b>10,985,960</b>	<b>53,989,640</b>	<b>79,320,782</b>	<b>78,022,739</b>	<b>(1,298,043)</b>	<b>51,180,796</b>	<b>51,014,570</b>	<b>(166,226)</b>
<b>Federal government bonds</b>	--	--	--	<b>2,824,779</b>	<b>2,951,973</b>	<b>2,824,779</b>	<b>(127,194)</b>	<b>9,485,201</b>	<b>9,524,001</b>	<b>38,800</b>
National Treasury bills	--	--	--	1,184,781	1,301,765	1,184,781	(116,984)	7,058,959	7,054,682	(4,277)
Brazilian foreign debt securities	--	--	--	1,639,998	1,650,208	1,639,998	(10,210)	2,426,242	2,469,319	43,077
<b>Private securities</b>	<b>1,718,235</b>	<b>11,328,904</b>	<b>10,985,960</b>	<b>51,164,861</b>	<b>76,368,809</b>	<b>75,197,960</b>	<b>(1,170,849)</b>	<b>41,695,595</b>	<b>41,490,569</b>	<b>(205,026)</b>
Debentures	--	58,722	196,255	8,720,598	10,984,365	8,975,575	(2,008,790)	6,456,096	5,962,616	(493,480)
Rural product bills - commodities	1,718,235	10,919,640	10,391,933	9,833,894	32,593,979	32,863,702	269,723	23,894,770	24,328,987	434,217
Certificate of Deposit	--	--	--	--	--	--	--	196,609	199,647	3,038
Eurobonds and similar	--	--	--	22,785,953	22,182,113	22,785,953	603,840	--	--	--
Certificates of agribusiness credit rights	--	22,983	71,380	7,465,573	7,602,197	7,559,936	(42,261)	11,148,117	10,999,317	(148,800)
Real estate receivables certificates	--	--	--	3	3	3	--	3	2	(1)
Other	--	327,559	326,392	2,358,840	3,006,152	3,012,791	6,639	--	--	--
<b>Total</b>	<b>3,400,427</b>	<b>18,247,376</b>	<b>22,906,320</b>	<b>508,977,177</b>	<b>563,568,231</b>	<b>553,531,300</b>	<b>(10,036,931)</b>	<b>453,164,230</b>	<b>450,609,175</b>	<b>(2,555,055)</b>

**a.3) Breakdown of the portfolio by financial statement classification and maturity date**

Maturity in days	Banco do Brasil									
	Dec 31, 2024							Dec 31, 2023		
	Fair value				Total			Total		
	0 to 30	31 to 180	181 to 360	More than 360	Cost value	Fair value	Mark to market	Cost value	Fair value	Mark to market
<b>Total by portfolio</b>	<b>3,400,427</b>	<b>18,247,376</b>	<b>22,906,320</b>	<b>508,977,177</b>	<b>563,568,231</b>	<b>553,531,300</b>	<b>(10,036,931)</b>	<b>453,164,230</b>	<b>450,609,175</b>	<b>(2,555,055)</b>
Own portfolio	3,068,483	17,246,104	15,909,242	173,272,687	218,546,070	209,496,516	(9,049,554)	153,056,997	151,253,058	(1,803,939)
Subject to repurchase agreements	331,944	701,030	4,938,265	318,869,517	325,854,802	324,840,756	(1,014,046)	294,383,427	293,629,634	(753,793)
Pledged in guarantee	--	300,242	2,058,813	16,834,973	19,167,359	19,194,028	26,669	5,723,806	5,726,483	2,677



In thousands of Reais, unless otherwise stated

**a.4) Summary of the consolidated by category and completion period**

Classification Category	Consolidated							
	Dec 31, 2024				Dec 31, 2023			
	Current	Non-current	Total	Portfolio Participation	Current	Non-current	Total	Portfolio Participation
1 - Trading securities <sup>1</sup>	6,161,376	--	<b>6,161,376</b>	1%	12,045,093	--	<b>12,045,093</b>	2%
2 - Available for sale securities	25,557,023	458,741,072	<b>484,298,095</b>	83%	22,912,893	378,683,966	<b>401,596,859</b>	86%
3 - Held to maturity securities	27,376,994	62,999,010	<b>90,376,004</b>	16%	25,982,096	27,370,225	<b>53,352,321</b>	12%
<b>Portfolio book value</b>	<b>59,095,393</b>	<b>521,740,082</b>	<b>580,835,475</b>	<b>100%</b>	<b>60,940,082</b>	<b>406,054,191</b>	<b>466,994,273</b>	<b>100%</b>
Mark to market - held to maturity	(120,966)	(1,882,050)	<b>(2,003,016)</b>		116,889	(283,114)	<b>(166,225)</b>	
<b>Portfolio fair value</b>	<b>58,974,427</b>	<b>519,858,032</b>	<b>578,832,459</b>		<b>61,056,971</b>	<b>405,771,077</b>	<b>466,828,048</b>	

1 - Trading securities are presented in current assets, regardless of maturity, in accordance with Bacen Circular 3,068/2001.



In thousands of Reals, unless otherwise stated

**a.5) Breakdown of the consolidated portfolio by category, type of bonds and maturity**

Maturity in days	Consolidated									
	Dec 31, 2024							Dec 31, 2023		
	Fair value				Total			Total		
	0 to 30	31 to 180	181 to 360	More than 360	Cost value	Fair value	Mark to market	Cost value	Fair value	Mark to market
<b>1 - Trading securities</b>	<b>886,485</b>	<b>561,844</b>	<b>158,478</b>	<b>4,554,569</b>	<b>5,960,197</b>	<b>6,161,376</b>	<b>201,179</b>	<b>11,600,391</b>	<b>12,045,093</b>	<b>444,702</b>
<b>Federal government bonds</b>	<b>93,742</b>	<b>561,060</b>	<b>158,465</b>	<b>2,864,980</b>	<b>3,498,191</b>	<b>3,678,247</b>	<b>180,056</b>	<b>7,063,774</b>	<b>7,399,824</b>	<b>336,050</b>
Treasury financial bills	--	6,575	13,366	1,170,843	1,189,913	1,190,784	871	3,671,131	3,825,564	154,433
National Treasury bills	15,023	69,910	94,396	315,995	504,282	495,324	(8,958)	934,699	940,490	5,791
National Treasury notes	4,502	105,766	--	1,132,214	1,267,632	1,242,482	(25,150)	2,063,260	2,084,693	21,433
Brazilian foreign debt securities	--	45,312	--	161,716	213,895	207,028	(6,867)	163,239	162,113	(1,126)
Foreign Government bonds	74,217	333,497	50,703	84,212	322,469	542,629	220,160	231,445	386,964	155,519
<b>Private securities</b>	<b>792,743</b>	<b>784</b>	<b>13</b>	<b>1,689,589</b>	<b>2,462,006</b>	<b>2,483,129</b>	<b>21,123</b>	<b>4,536,617</b>	<b>4,645,269</b>	<b>108,652</b>
Debentures	--	--	12	880,629	912,542	880,641	(31,901)	2,216,939	2,233,415	16,476
Shares in investment funds	614,687	--	--	--	521,280	614,687	93,407	343,397	423,553	80,156
Shares	87,995	--	--	--	87,885	87,995	110	62,318	62,351	33
Certificate of Deposit	2,757	--	--	--	2,757	2,757	--	--	--	--
Eurobonds	54,395	712	--	350,871	416,044	405,978	(10,066)	174,557	178,228	3,671
Real estate receivables certificates	--	--	--	309,440	328,630	309,440	(19,190)	705,105	687,834	(17,271)
Agrobusiness receivable certificates	--	72	1	148,649	159,959	148,722	(11,237)	1,034,301	1,059,888	25,587
Other	32,909	--	--	--	32,909	32,909	--	--	--	--
<b>2 - Available for sale securities</b>	<b>3,290,443</b>	<b>7,688,763</b>	<b>14,577,817</b>	<b>458,741,072</b>	<b>492,946,296</b>	<b>484,298,095</b>	<b>(8,648,201)</b>	<b>403,866,978</b>	<b>401,596,859</b>	<b>(2,270,119)</b>
<b>Federal government bonds</b>	<b>1,424,194</b>	<b>2,838,575</b>	<b>13,647,198</b>	<b>391,017,965</b>	<b>416,983,286</b>	<b>408,927,932</b>	<b>(8,055,354)</b>	<b>345,198,120</b>	<b>344,530,659</b>	<b>(667,461)</b>
Treasury financial bills	--	378,554	7,672,069	326,451,657	334,153,146	334,502,280	349,134	294,576,316	294,741,498	165,182
National Treasury bills	--	--	3,469,678	22,180,620	27,574,206	25,650,298	(1,923,908)	11,616,904	11,670,952	54,048
National Treasury notes	--	--	--	26,330,013	31,036,516	26,330,013	(4,706,503)	23,411,943	23,328,403	(83,540)
Agricultural debt securities	--	--	--	--	--	--	--	36	15	(21)
Brazilian foreign debt securities	376,252	740,754	--	12,024,631	14,983,443	13,141,637	(1,841,806)	10,682,435	9,825,821	(856,614)
Foreign Government bonds	1,047,942	1,719,267	2,505,451	3,980,712	9,182,318	9,253,372	71,054	4,868,184	4,922,799	54,615
Other	--	--	--	50,332	53,657	50,332	(3,325)	42,302	41,171	(1,131)
<b>Private securities</b>	<b>1,866,249</b>	<b>4,850,188</b>	<b>930,619</b>	<b>67,723,107</b>	<b>75,963,010</b>	<b>75,370,163</b>	<b>(592,847)</b>	<b>58,668,858</b>	<b>57,066,200</b>	<b>(1,602,658)</b>
Debentures	5,326	652,070	500,223	51,885,143	53,243,436	53,042,762	(200,674)	41,992,859	40,711,705	(1,281,154)
Promissory notes	--	163,816	--	5,309,657	5,485,137	5,473,473	(11,664)	4,928,489	4,800,409	(128,080)
Shares in investment funds	541,424	19,935	115,801	696,614	1,399,814	1,373,774	(26,040)	1,431,118	1,512,147	81,029
Shares	249,482	--	--	--	153,055	249,482	96,427	131,933	155,011	23,078
Certificate of Deposit	731,470	3,965,344	--	--	4,650,480	4,696,814	46,334	1,246,552	1,269,851	23,299
Eurobonds	335,079	--	156,415	3,740,341	4,567,250	4,231,835	(335,415)	3,921,157	3,690,738	(230,419)
Real estate receivables certificates	--	--	--	47,325	44,610	47,325	2,715	65,193	66,174	981
Agrobusiness receivable certificates	--	--	--	501,831	515,983	501,831	(14,152)	101,174	102,976	1,802
Other	3,468	49,023	158,180	5,542,196	5,903,245	5,752,867	(150,378)	4,850,383	4,757,189	(93,194)



In thousands of Reals, unless otherwise stated

Maturity in days	Consolidated									
	Dec 31, 2024							Dec 31, 2023		
	Fair value				Total			Total		
	0 to 30	31 to 180	181 to 360	More than 360	Cost value	Fair value	Mark to market	Cost value	Fair value	Mark to market
<b>3 - Held to maturity securities</b>	<b>1,718,231</b>	<b>12,747,867</b>	<b>12,789,930</b>	<b>61,116,960</b>	<b>90,376,004</b>	<b>88,372,988</b>	<b>(2,003,016)</b>	<b>53,352,321</b>	<b>53,186,096</b>	<b>(166,225)</b>
<b>Federal government bonds</b>	--	<b>1,418,974</b>	<b>1,803,974</b>	<b>9,952,103</b>	<b>14,007,207</b>	<b>13,175,051</b>	<b>(832,156)</b>	<b>11,656,725</b>	<b>11,695,526</b>	<b>38,801</b>
Treasury financial bills	--	--	719,225	1,040,511	1,759,010	1,759,736	726	--	--	--
National Treasury bills	--	--	--	1,184,781	1,301,765	1,184,781	(116,984)	7,058,959	7,054,682	(4,277)
Brazilian foreign debt securities	--	--	--	1,639,999	1,650,208	1,639,999	(10,209)	2,426,242	2,469,320	43,078
Foreign Government bonds	--	1,418,974	1,084,749	6,086,812	9,296,224	8,590,535	(705,689)	2,171,524	2,171,524	--
<b>Private securities</b>	<b>1,718,231</b>	<b>11,328,893</b>	<b>10,985,956</b>	<b>51,164,857</b>	<b>76,368,797</b>	<b>75,197,937</b>	<b>(1,170,860)</b>	<b>41,695,596</b>	<b>41,490,570</b>	<b>(205,026)</b>
Debentures	--	58,722	196,255	8,720,598	10,984,365	8,975,575	(2,008,790)	6,456,096	5,962,616	(493,480)
Rural product bills - commodities	1,718,231	10,919,629	10,391,929	9,833,890	32,593,967	32,863,679	269,712	23,894,770	24,328,987	434,217
Certificate of Deposit	--	--	--	--	--	--	--	196,610	199,648	3,038
Eurobonds and similar	--	--	--	22,785,953	22,182,113	22,785,953	603,840	--	--	--
Certificates of agribusiness credit rights	--	22,983	71,380	7,465,573	7,602,197	7,559,936	(42,261)	11,148,117	10,999,317	(148,800)
Real estate receivables certificates	--	--	--	3	3	3	--	3	2	(1)
Other	--	327,559	326,392	2,358,840	3,006,152	3,012,791	6,639	--	--	--
<b>Total</b>	<b>5,895,159</b>	<b>20,998,474</b>	<b>27,526,225</b>	<b>524,412,601</b>	<b>589,282,497</b>	<b>578,832,459</b>	<b>(10,450,038)</b>	<b>468,819,690</b>	<b>466,828,048</b>	<b>(1,991,642)</b>

**a.6) Breakdown of the consolidated portfolio by financial statement classification and maturity date**

Maturity in days	Consolidated									
	Dec 31, 2024							Dec 31, 2023		
	Fair value				Total			Total		
	0 to 30	31 to 180	181 to 360	More than 360	Cost value	Fair value	Mark to market	Cost value	Fair value	Mark to market
<b>Total by portfolio</b>	<b>5,895,159</b>	<b>20,998,474</b>	<b>27,526,225</b>	<b>524,412,601</b>	<b>589,282,497</b>	<b>578,832,459</b>	<b>(10,450,038)</b>	<b>468,819,690</b>	<b>466,828,048</b>	<b>(1,991,642)</b>
Own portfolio	5,563,190	19,916,780	20,223,253	213,097,861	268,299,291	258,801,084	(9,498,207)	192,143,196	190,901,573	(1,241,623)
Subject to repurchase agreements	331,944	701,030	5,244,159	294,164,771	301,455,951	300,441,904	(1,014,047)	270,336,676	269,582,883	(753,793)
Pledged in guarantee	25	380,664	2,058,813	17,149,969	19,527,255	19,589,471	62,216	6,339,818	6,343,592	3,774





In thousands of Reais, unless otherwise stated

### b) Income from operations with securities

	Banco do Brasil			Consolidated		
	2nd half/2024	2024	2023	2nd half/2024	2024	2023
Fixed-income securities	27,850,018	51,681,270	46,291,211	30,989,660	59,057,644	59,353,575
Variable-income securities	5,083,666	10,600,073	399,380	4,971,007	10,439,392	174,116
<b>Total</b>	<b>32,933,684</b>	<b>62,281,343</b>	<b>46,690,591</b>	<b>35,960,667</b>	<b>69,497,036</b>	<b>59,527,691</b>

### c) Reclassification of securities

In 2024, the BB Corretora Securities (Treasury Financial Letters - LFT) were reclassified from the category "Trading Securities" to the category "Held to maturity securities", in the amount of R\$ 1,668,707 thousand.

There was no reclassification of securities in 2023.



## 11 – Derivative financial instruments

The Bank uses derivative financial instruments to manage, at the consolidated level, credit risk and to meet clients' needs, classifying its own positions as hedge (market risk and investment abroad) and trading, both within limits approved by committees of the Bank. The hedge strategy of the equity positions is in line with macroeconomic analyses, and it is approved by the Executive Board of Directors.

The derivative financial instruments used by the Bank are compatible with the defined objectives, observing the best risk and return ratio and considering the economic scenario. The risk categories of the derivative financial instruments are considered in the management of these instruments and the consolidated view of different risk factors are adopted.

The Bank assesses the liquidity of derivative financial instruments and identifies, in advance, means of reversing positions. Systems and processes that allow the recording, monitoring and controlling of operations with derivative financial instruments are used. In the options market, long positions have the Bank as holder, while short positions have the Bank as writer.

The main risks inherent to derivative financial instruments resulting from the business of the Bank and its subsidiaries are credit, market, liquidity and operational, which has its management process presented in note 30. The hedge accounting strategies are intended to mitigate market risks, such as changes in interest rates and changes in exchange rates.

The models used to manage derivatives' risks are reviewed periodically and the decisions made follow the best risk/return relationship, estimating possible losses based on the analysis of macroeconomic scenarios. The Bank uses appropriate tools and systems to manage the derivatives. New derivatives trades standardized or not, are subjected to a prior risk analysis.

Positioning strategies comply with established limits and risk exposure. Positions are reassessed daily and at the beginning of each day an evaluation of strategies and performances is conducted. Strategies are developed based on:

- analysis of economic scenarios;
- technical analysis (graphical) and fundamental analysis;
- simulation of expected results;
- Value-at-risk simulation (VaR, EVE, Stress).

The Bank carries out transactions with derivative financial instruments to hedge its own positions to meet the needs of our clients and to take intentional positions, according to limits, accountability and previously established procedures.

The objectives to be achieved with hedge operations are defined on a consolidated basis, ensuring the effectiveness of each operation and observing the regulations of each jurisdiction. Mechanisms for evaluating and monitoring the effectiveness of hedge operations are used in order to offset the effects of changes in market value, cash flow or exchange rate changes of the hedged item.

The risk assessment of the subsidiaries is undertaken on an individual basis and its management is done on a consolidated basis. The Bank uses statistical methods and simulations to measure the risks of its positions, including derivatives, using values at risk, sensibility and stress analysis models.

The VaR is used to estimate the potential loss, under usual market conditions, daily measured in monetary values, considering a confidence interval of 99.21%, a 10-day time horizon and a historical series of 252 business days.

In order to calculate the VaR, the Bank uses the Historical Simulation methodology, which assumes that the retrospective behavior of observed (historical) returns of risk factors constitutes relevant information to the measurement of market risks.

Accordingly, the calculated VaR for the Bank derivatives portfolio was R\$ 592,458 thousand (R\$ 379,218 thousand on December 31, 2023). Total credit exposure from swap is R\$ 2,690,297 thousand (R\$ 941,228 thousand on December 31, 2023).



In thousands of Reals, unless otherwise stated

**a) Compositions**

**a.1) Breakdown of the portfolio of derivatives for trading by index**

By Index	Banco do Brasil						BB Consolidated					
	September 30, 2024			December 31, 2023			September 30, 2024			December 31, 2023		
	Notional value	Cost value	Fair value	Notional value	Cost value	Fair value	Notional value	Cost value	Fair value	Notional value	Cost value	Fair value
<b>Futures</b>												
<b>Purchase commitments</b>	<b>60,071,224</b>	--	--	<b>28,516,653</b>	--	--	<b>60,071,224</b>	--	--	<b>28,550,980</b>	--	--
Interbank deposits	43,025,122	--	--	8,512,528	--	--	43,025,122	--	--	8,512,528	--	--
Currencies	12,711,774	--	--	19,388,018	--	--	12,711,774	--	--	19,422,345	--	--
Commodities	92,537	--	--	427,329	--	--	92,537	--	--	427,329	--	--
On-shore USD rates	4,241,791	--	--	188,778	--	--	4,241,791	--	--	188,778	--	--
<b>Sales commitments</b>	<b>25,204,056</b>	--	--	<b>19,843,267</b>	--	--	<b>25,204,056</b>	--	--	<b>19,872,132</b>	--	--
Interbank deposits	940,469	--	--	10,305,191	--	--	940,469	--	--	10,305,191	--	--
Currencies	2,605,605	--	--	5,493,673	--	--	2,605,605	--	--	5,522,538	--	--
Commodities	5,506,368	--	--	1,201,924	--	--	5,506,368	--	--	1,201,924	--	--
On-shore USD rates	16,151,614	--	--	2,358,349	--	--	16,151,614	--	--	2,358,349	--	--
T-Note	--	--	--	484,130	--	--	--	--	--	484,130	--	--
<b>Forwards</b>												
<b>Asset position</b>	<b>46,833,236</b>	<b>5,244,954</b>	<b>6,533,869</b>	<b>13,981,469</b>	<b>876,906</b>	<b>613,971</b>	<b>46,912,098</b>	<b>5,256,203</b>	<b>6,545,118</b>	<b>14,030,620</b>	<b>881,898</b>	<b>618,963</b>
Term currencies	41,404,029	3,706,714	5,078,152	11,593,074	647,237	431,376	41,482,891	3,717,963	5,089,401	11,642,225	652,229	436,368
Term commodities	5,429,207	1,538,240	1,455,717	2,388,395	229,669	182,595	5,429,207	1,538,240	1,455,717	2,388,395	229,669	182,595
<b>Liability position</b>	<b>23,508,457</b>	<b>(1,360,118)</b>	<b>(1,147,675)</b>	<b>17,028,088</b>	<b>(1,165,354)</b>	<b>(819,353)</b>	<b>23,531,196</b>	<b>(1,362,847)</b>	<b>(1,150,404)</b>	<b>17,063,538</b>	<b>(1,167,816)</b>	<b>(821,815)</b>
Term currencies	22,568,377	(1,285,155)	(1,078,454)	16,264,127	(1,143,475)	(795,113)	22,591,116	(1,287,884)	(1,081,183)	16,299,577	(1,145,937)	(797,575)
Term commodities	940,080	(74,963)	(69,221)	763,961	(21,879)	(24,240)	940,080	(74,963)	(69,221)	763,961	(21,879)	(24,240)
<b>Options</b>												
<b>Purchase commitments - long position</b>	<b>21,435,081</b>	<b>706,462</b>	<b>2,815,985</b>	<b>4,361,521</b>	<b>219,907</b>	<b>85,460</b>	<b>21,435,081</b>	<b>706,462</b>	<b>2,815,985</b>	<b>4,361,521</b>	<b>219,907</b>	<b>85,460</b>
Foreign currency	21,435,081	706,462	2,815,985	4,361,521	219,907	85,460	21,435,081	706,462	2,815,985	4,361,521	219,907	85,460
<b>Sale commitments - long position</b>	<b>9,940,954</b>	<b>211,137</b>	<b>32,780</b>	<b>699,339</b>	<b>20,927</b>	<b>24,694</b>	<b>9,940,954</b>	<b>211,137</b>	<b>32,780</b>	<b>699,339</b>	<b>20,927</b>	<b>24,694</b>
Foreign currency	9,940,954	211,137	32,780	699,339	20,927	24,694	9,940,954	211,137	32,780	699,339	20,927	24,694
<b>Purchase commitments - short position</b>	<b>9,731,777</b>	<b>(439,362)</b>	<b>(1,183,814)</b>	<b>1,055,165</b>	<b>(33,374)</b>	<b>(37,706)</b>	<b>9,731,777</b>	<b>(439,362)</b>	<b>(1,183,814)</b>	<b>1,055,165</b>	<b>(33,374)</b>	<b>(37,706)</b>
Foreign currency	9,600,717	(434,763)	(1,181,012)	820,500	(26,268)	(28,989)	9,600,717	(434,763)	(1,181,012)	820,500	(26,268)	(28,989)
Bovespa index	47,404	(2,185)	(596)	36,115	(1,770)	(2,808)	47,404	(2,185)	(596)	36,115	(1,770)	(2,808)
DI index	2,996	(25)	(24)	59,708	(247)	(2,657)	2,996	(25)	(24)	59,708	(247)	(2,657)
Commodities	80,660	(2,389)	(2,182)	138,842	(5,089)	(3,252)	80,660	(2,389)	(2,182)	138,842	(5,089)	(3,252)



In thousands of Reals, unless otherwise stated

By Index	Banco do Brasil						Consolidated					
	September 30, 2024			December 31, 2023			September 30, 2024			December 31, 2023		
	Notional value	Cost value	Fair value	Notional value	Cost value	Fair value	Notional value	Cost value	Fair value	Notional value	Cost value	Fair value
<b>Sale commitments - short position</b>	<b>20,510,740</b>	<b>(697,588)</b>	<b>(68,895)</b>	<b>4,705,134</b>	<b>(268,706)</b>	<b>(433,224)</b>	<b>20,510,740</b>	<b>(697,588)</b>	<b>(68,895)</b>	<b>4,705,134</b>	<b>(268,706)</b>	<b>(433,224)</b>
Foreign currency	20,049,477	(679,475)	(53,989)	4,258,845	(243,849)	(420,314)	20,049,477	(679,475)	(53,989)	4,258,845	(243,849)	(420,314)
Bovespa index	19,829	(427)	(585)	13,001	(283)	(118)	19,829	(427)	(585)	13,001	(283)	(118)
Interbank deposit	18,995	(10)	(103)	1,584	(10)	(14)	18,995	(10)	(103)	1,584	(10)	(14)
Commodities	422,439	(17,676)	(14,218)	431,704	(24,564)	(12,778)	422,439	(17,676)	(14,218)	431,704	(24,564)	(12,778)
<b>Swap</b>												
<b>Asset position</b>	<b>26,545,155</b>	<b>2,642,806</b>	<b>2,919,274</b>	<b>16,537,484</b>	<b>1,110,225</b>	<b>1,218,228</b>	<b>26,545,155</b>	<b>2,642,806</b>	<b>2,919,274</b>	<b>16,537,484</b>	<b>1,110,225</b>	<b>1,218,228</b>
Interbank deposits	1,855,058	23,927	190,160	11,585,186	932,068	920,736	1,855,058	23,927	190,160	11,585,186	932,068	920,736
Foreign currency	24,238,708	2,611,207	2,690,575	3,702,171	145,283	254,586	24,238,708	2,611,207	2,690,575	3,702,171	145,283	254,586
Pre-fixed	368,889	2,321	38,226	1,250,127	32,874	42,906	368,889	2,321	38,226	1,250,127	32,874	42,906
IPCA	82,500	5,351	313	--	--	--	82,500	5,351	313	--	--	--
<b>Liability position</b>	<b>52,129,086</b>	<b>(6,172,015)</b>	<b>(5,855,859)</b>	<b>13,434,545</b>	<b>(942,735)</b>	<b>(1,098,468)</b>	<b>52,129,086</b>	<b>(6,172,015)</b>	<b>(5,855,858)</b>	<b>13,434,545</b>	<b>(942,735)</b>	<b>(1,098,468)</b>
Interbank deposits	244,471	(23,842)	(48,568)	5,557,544	(332,663)	(302,978)	244,471	(23,842)	(48,568)	5,557,544	(332,663)	(302,978)
Foreign currency	50,491,731	(6,050,734)	(5,718,544)	5,577,463	(431,698)	(562,461)	50,491,731	(6,050,734)	(5,718,543)	5,577,463	(431,698)	(562,461)
Pre-fixed	589,124	(1,219)	(10,138)	1,362,503	(38,811)	(59,341)	589,124	(1,219)	(10,138)	1,362,503	(38,811)	(59,341)
IPCA	803,760	(96,220)	(78,609)	937,035	(139,563)	(173,688)	803,760	(96,220)	(78,609)	937,035	(139,563)	(173,688)
<b>Other derivatives <sup>1</sup></b>												
<b>Asset position</b>												
Foreign currency	10,476,252	372,201	354,558	2,053,845	33,238	32,227	10,476,252	372,200	354,558	1,796,868	33,238	26,341
<b>Liability position</b>												
Foreign currency	1,626,351	(69,369)	(10,525)	5,726,707	(100,347)	(118,507)	1,063,036	(67,040)	(7,710)	5,442,909	(100,369)	(118,529)

1 - Related to transactions carried out in the Forex market abroad, recorded as Non Deliverable Forwards (NDF) which object is an exchange rate of a specific currency and is traded in the over-the-counter (OTC) market.

## a.2) Breakdown of the derivatives portfolio by maturity (notional value)

Maturity in days	Banco do Brasil						Consolidated					
	0 to 30	31 to 180	181 to 360	More than 360	September 30, 2024	December 31, 2023	0 to 30	31 to 180	181 to 360	More than 360	September 30, 2024	December 31, 2023
Futures	9,655,241	34,405,497	15,703,371	25,511,171	85,275,280	48,359,920	9,655,241	34,405,497	15,703,371	25,511,171	85,275,280	48,423,112
Forwards	5,500,778	35,742,948	15,574,808	13,523,159	70,341,693	31,009,557	5,602,379	35,742,948	15,574,808	13,523,159	70,443,294	31,094,158
Options	2,181,006	10,990,875	16,734,202	31,712,469	61,618,552	10,821,159	2,181,006	10,990,875	16,734,202	31,712,469	61,618,552	10,821,159
Swap	16,850,268	20,360,145	7,294,287	34,169,541	78,674,241	29,972,029	16,850,268	20,360,145	7,294,287	34,169,541	78,674,241	29,972,029
Other	3,265,540	5,910,377	2,926,686	--	12,102,603	7,780,552	2,993,586	5,619,016	2,926,686	--	11,539,288	7,239,777



In thousands of Reais, unless otherwise stated

**a.3) Breakdown of the derivative portfolio by trading market and counterparty (notional value)**

	Banco do Brasil					Consolidated				
	Futures	Forwards	Options	Swaps	Other	Futures	Forwards	Options	Swaps	Other
<b>Stock exchange</b>										
B3	82,669,675	--	15,102,750	--	--	82,669,675	--	15,102,750	--	--
Abroad	2,605,605	--	--	--	--	2,605,605	--	--	--	--
<b>Over-the-counter</b>										
Financial institutions	--	--	--	60,499,191	12,102,603	--	101,601	--	60,499,191	11,539,288
Clients	--	70,341,693	46,515,802	18,175,050	--	--	70,341,693	46,515,802	18,175,050	--

**a.4) Breakdown of margin given as guarantee for transactions with derivative financial instruments**

	Banco Múltiplo		Consolidated	
	September 30, 2024	December 31, 2023	September 30, 2024	December 31, 2023
Treasury financial bills		17,414,145	3,167,240	
			17,414,145	3,167,240

**a.5) Derivative financial instruments segregated by current and non-current**

	Banco Múltiplo				Consolidated			
	September 30, 2024		December 31, 2023		September 30, 2024		December 31, 2023	
	Current	Non-current	Current	Non-current	Current	Non-current	Current	Non-current
<b>Assets</b>								
Forwards	5,479,029	1,054,840	443,057	170,914	5,490,278	1,054,840	448,049	170,914
Options	1,075,583	1,773,182	116,611	(6,457)	1,075,583	1,773,182	116,611	(6,457)
Swap	1,170,288	1,748,986	723,244	494,984	1,170,288	1,748,986	723,244	494,984
Other derivatives	354,558	--	32,227	--	354,558	--	26,341	--
<b>Total</b>	<b>8,079,458</b>	<b>4,577,008</b>	<b>1,315,139</b>	<b>659,441</b>	<b>8,090,707</b>	<b>4,577,008</b>	<b>1,314,245</b>	<b>659,441</b>
<b>Liabilities</b>								
Forwards	(922,133)	(225,542)	(498,328)	(321,025)	(924,862)	(225,542)	(500,790)	(321,025)
Options	(564,028)	(688,681)	(128,877)	(342,053)	(564,028)	(688,681)	(128,877)	(342,053)
Swap	(3,421,805)	(2,434,054)	(226,005)	(872,463)	(3,421,805)	(2,434,053)	(226,005)	(872,463)
Other derivatives	(10,525)	--	(117,866)	(641)	(7,710)	--	(117,888)	(641)
<b>Total</b>	<b>(4,918,491)</b>	<b>(3,348,277)</b>	<b>(971,076)</b>	<b>(1,536,182)</b>	<b>(4,918,405)</b>	<b>(3,348,276)</b>	<b>(973,560)</b>	<b>(1,536,182)</b>

**b) Income from derivative financial instruments**

	Banco Múltiplo			Consolidated		
	2nd half/2024	2024	2023	2nd half/2024	2024	2023
Futures	(2,026,344)	(3,316,830)	759,885	(2,023,775)	(3,076,383)	570,797
Forwards	4,078,675	6,453,802	(964,935)	4,145,989	6,507,839	(933,473)
Options	1,397,061	2,079,146	(528,294)	1,397,060	2,079,146	(511,320)
Swaps	(1,733,781)	(1,908,481)	293,079	(1,733,754)	(1,908,455)	293,082
Credit derivatives	--	--	11	--	--	11
Other derivatives	236,455	805,927	(509,045)	253,514	852,135	(538,521)
<b>Total</b>	<b>1,952,066</b>	<b>4,113,564</b>	<b>(949,299)</b>	<b>2,039,034</b>	<b>4,454,282</b>	<b>(1,119,424)</b>



### c) Hedge accounting

The Bank carries out fair value hedge and a net investment hedge in order to manage interest rate risk and exchange rate risk presented by own operations. The Bank documents the identification of the hedged item, the hedging instrument and the methodology to be used to assess its effectiveness from the conception of the accounting hedge structure.

The structure of risk limits extends to risk factor level, with specific limits aimed at improving the monitoring and understanding process, as well as avoiding the concentration of these risks.

The structures designated for the interest rate risk and exchange rate risk categories are carried out considering the risks in their entirety when there are compatible hedging instruments. By Management decision, in some cases, the risks are hedged by the term and risk factor limit of the hedging instrument.

In order to protect the fair value and exchange rate risk of instruments designated as the hedge item, the Bank uses derivative financial instruments (Futures and Swap).

At the beginning of the hedging relationship and continuously, the Bank evaluates and monitors their strategies to ensure that they are highly effective, i.e, the hedging instruments offset the changes in fair value attributed to the respective hedged items during the period established for the hedging relationship.

The evaluation of the effectiveness of hedge structures is carried out prospectively and retrospectively (in the course of operations). For this, some methodologies are used, such as:

- Dollar Offset Method (or Ratio Analysis), based on comparing the variation in the fair value of the hedging instrument with the variation in the fair value of the hedge item;
- Correlation coefficient between the variation in the present value of the hedging instrument and the variations in the present value of the hedge item;
- Beta coefficient of the regression between the regressor (represented by the change in the present value of the hedging instrument) and the regression (represented by the change in the present value of the hedge item).

In risk management, hedging instruments and hedge items are expected to move in opposite directions and in the same proportions, with the objective of neutralizing risk factors. Currently, the designated coverage ratio is 100% of the risk factor that is eligible for coverage. The sources of ineffectiveness, in general, are related to counterparty credit risk, the risk of early settlement of the hedge item and possible term mismatches between the hedging instrument and the hedge item.

#### c.1) Fair value hedge

The Bank's fair value hedging strategy consists of protecting exposure to changes in the fair value of interest payments and receipts relating to recognized assets and liabilities.

The fair value management methodology adopted by the Bank segregates transactions by risk factor (e.g. exchange rate risk, risk interest, inflation risk, etc.). Transactions generate exposures that are consolidated by risk factor and compared to pre-established internal limits.

The Bank uses interest rate swap contracts related to fixed assets and liabilities to protect the fair value variation in the receipt and payment of interest.

The Bank applies the fair value hedge as follows:

- The Bank has Fixed Consumer Direct Credit (CDC) loans on its portfolio. To manage this risk, interest rate futures (DI) operations are contracted and designated as fair value hedge of the corresponding loans, changing the exposure from fixed to post-fixed interest rates.
- The Bank has interest rate risk and foreign currency exposure generated by liabilities from issuance of securities and loans to financial institutions carried out abroad. The Bank designates swap operations (cross currency interest rate swap) as a hedging instrument in accounting hedge structure, changing exposure between foreign currencies and interest rates to manage this risk.
- The Bank has a fixed interest rate risk generated from issuance operations. To manage this risk the Bank contracts interest rate swaps and designates them as a hedging instrument in accounting hedge structure, changing the exposure from fixed to post-fixed interest rates.



In thousands of Reais, unless otherwise stated

### Portfolio of derivatives designated as fair value hedge

	Banco Múltiplo		Consolidated	
	December 31, 2024	December 31, 2023	December 31, 2024	December 31, 2023
<b>Hedge instruments <sup>1</sup></b>				
<b>Assets</b>	<b>2,463,809</b>	<b>--</b>	<b>2,463,809</b>	<b>--</b>
Swaps	2,463,809	--	2,463,809	--
<b>Liabilities</b>	<b>(959,009)</b>	<b>(6,185,280)</b>	<b>(959,009)</b>	<b>(6,185,280)</b>
Swaps	(912,761)	(287,888)	(912,761)	(287,888)
Futures	(46,248)	(5,897,392)	(46,248)	(5,897,392)
<b>Hedged items</b>				
<b>Assets</b>	<b>3,115,326</b>	<b>8,298,827</b>	<b>3,115,326</b>	<b>8,298,827</b>
Securities	--	5,852,224	--	5,852,224
Interbank deposits	3,069,133	2,396,937	3,069,133	2,396,937
Loans	46,193	49,666	46,193	49,666
<b>Liabilities</b>	<b>(4,599,883)</b>	<b>(2,090,360)</b>	<b>(4,599,883)</b>	<b>(2,090,360)</b>
Foreign securities	(4,599,883)	(2,090,360)	(4,599,883)	(2,090,360)

1 – It refers to the notional amount of derivative financial instruments.

In fair value protection structures, gains or losses, both on hedging instruments and on hedge items (attributable to the type of risk being protected) are recognized directly in profit or loss.

### Income gains and losses with hedging instruments and hedged items

	Banco Múltiplo			Consolidated		
	2nd half/2024	2024	2023	2nd half/2024	2024	2023
Hedge items (losses)/gains	222,381	670,714	499,217	222,381	670,714	499,217
Hedging instruments gains/(losses)	(229,600)	(682,283)	(465,312)	(229,600)	(682,283)	(465,312)
<b>Net effect</b>	<b>(7,219)</b>	<b>(11,569)</b>	<b>33,905</b>	<b>(7,219)</b>	<b>(11,569)</b>	<b>33,905</b>

### c.2) Hedge of net investment in a foreign operation

The hedging strategy for net investment in a foreign operation consists of protecting exposure to the exchange variation of the US dollar against the real due to the Bank's investment in BB Americas, whose functional currency is different from the real. The hedging instrument used is US dollar futures contracts. These operations are renewed monthly and the designated amount is updated every six months in view of changes in the investment amount considered in the hedge structure.

### Portfolio of derivatives designated as hedge of net investment in a foreign operation

	Banco Múltiplo		Consolidated	
	December 31, 2024	December 31, 2023	December 31, 2024	December 31, 2023
<b>Hedge instruments</b>				
<b>Liabilities</b>	<b>(1,760,174)</b>	<b>(1,233,083)</b>	<b>(1,760,174)</b>	<b>(1,233,083)</b>
Futures	(1,760,174)	(1,233,083)	(1,760,174)	(1,233,083)
<b>Hedged items</b>				
<b>Assets</b>	<b>1,752,023</b>	<b>1,225,924</b>	<b>1,752,023</b>	<b>1,225,924</b>
Investment abroad	1,752,023	1,225,924	1,752,023	1,225,924

In structures for hedge of net investment in a foreign operation, the effective portion of the variation in the value of the hedging instrument is recognized in a separate account in shareholders' equity – "Other Comprehensive Income – Hedge of net investment in a foreign operation" (note 23.h). The ineffective portion is recognized directly in profit or loss.



In thousands of Reais, unless otherwise stated

### Income gains and losses with hedging instruments and hedged items

	Banco Múltiplo			Consolidated		
	2nd half/2024	2024	2023	2nd half/2024	2024	2023
Hedge items (losses)/gains	180,072	363,896	(66,916)	180,072	363,896	(66,916)
Hedging instruments gains/(losses)	(174,981)	(358,805)	66,916	(174,981)	(358,805)	66,916
<b>Net effect <sup>1</sup></b>	<b>5,091</b>	<b>5,091</b>	<b>--</b>	<b>5,091</b>	<b>5,091</b>	<b>--</b>

1 – In the 2024, there was a lost of R\$ 4,804 thousand (gain of R\$ 7,912 thousand in the 2023) in the result of derivative financial instruments due to the non-effective portion of the accounting hedge structure.





In thousands of Reais, unless otherwise stated

## 12 – Loan portfolio

### a) Loan portfolio by modality

	Banco do Brasil		Consolidated	
	Dec 31, 2024	Dec 31, 2023	Dec 31, 2024	Dec 31, 2023
<b>Loans</b>	<b>967,178,786</b>	<b>865,652,310</b>	<b>986,876,907</b>	<b>874,683,503</b>
Loans and discounted credit rights	369,327,289	351,450,680	378,160,597	354,455,324
Rural financing	356,615,406	317,277,404	356,615,406	317,277,404
Financing	189,518,555	147,427,572	190,445,858	147,778,172
Real estate financing	51,609,935	49,364,542	61,547,445	55,040,491
Loan operations linked to assignment <sup>1</sup>	107,601	132,112	107,601	132,112
<b>Other receivables with loan characteristics</b>	<b>110,586,867</b>	<b>99,272,747</b>	<b>112,928,532</b>	<b>100,171,008</b>
Credit card operations	55,409,359	51,285,816	57,751,024	52,184,077
Advances on exchange contracts (Nota 13.d)	29,510,029	24,924,882	29,510,029	24,924,882
Receivables acquisition	13,057,887	9,165,690	13,057,887	9,165,690
Other receivables purchase under assignment <sup>2</sup>	9,455,006	10,539,278	9,455,006	10,539,278
Guarantees honored	176,594	93,927	176,594	93,927
Sundry	2,977,992	3,263,154	2,977,992	3,263,154
<b>Leasing</b>	<b>--</b>	<b>--</b>	<b>665,842</b>	<b>494,847</b>
<b>Total loan portfolio</b>	<b>1,077,765,653</b>	<b>964,925,057</b>	<b>1,100,471,281</b>	<b>975,349,358</b>
Current assets	440,395,287	407,564,569	451,243,838	411,308,919
Non-current assets	637,370,366	557,360,488	649,227,443	564,040,439
<b>Allowance for losses associated with credit risk</b>	<b>(62,257,520)</b>	<b>(55,806,103)</b>	<b>(62,518,594)</b>	<b>(55,927,619)</b>
Loan operations	(59,977,254)	(53,443,096)	(60,200,870)	(53,551,011)
Allowance for other losses - other receivables with loan characteristics	(2,280,266)	(2,363,007)	(2,305,304)	(2,372,767)
Allowance for lease losses	--	--	(12,420)	(3,841)
<b>Total loan portfolio net of provisions</b>	<b>1,015,508,133</b>	<b>909,118,954</b>	<b>1,037,952,687</b>	<b>919,421,739</b>

1 - Loan operations assigned with retention of the risks and benefits of the financial assets involved in the transaction.

2 - Loans acquired with retention of the risks and benefits by the assignor of the financial assets.



In thousands of Reais, unless otherwise stated

## b) Loan portfolio

	Banco do Brasil			Consolidated		
	2nd half/2024	2024	2023	2nd half/2024	2024	2023
<b>Loans income</b>	<b>79,140,450</b>	<b>154,911,257</b>	<b>134,258,076</b>	<b>81,225,372</b>	<b>160,351,689</b>	<b>137,217,201</b>
Loans and discounted credit rights	40,098,848	78,781,020	75,727,622	41,445,100	82,834,632	77,367,816
Rural financing	16,279,442	31,619,084	27,338,883	16,279,442	31,619,084	27,338,883
Financing	10,400,793	20,534,219	8,562,494	10,429,174	20,590,637	8,626,308
Recovery of loans previously written-off as loss <sup>1</sup>	4,524,080	9,172,645	7,489,837	4,924,151	9,898,604	8,275,387
Real estate financing	2,010,784	3,875,117	4,088,647	2,317,347	4,473,424	4,511,672
Export financing	2,149,660	4,119,155	3,696,011	2,149,660	4,119,155	3,696,011
Equalization of rates - agricultural crop-Law 8,427/1992	2,231,522	4,028,783	4,960,567	2,231,522	4,028,783	4,960,567
Income from foreign currency financing	652,160	1,136,751	219,706	651,822	1,133,331	218,578
Receivables acquisition	503,649	1,013,102	1,572,737	503,649	1,013,103	1,572,737
Advances to depositors	187,847	397,403	380,844	191,840	406,958	428,514
Guarantees honored	21,674	30,127	14,343	21,674	30,127	14,343
Other	79,991	203,851	206,385	79,991	203,851	206,385
<b>Leasing transactions income/(expenses)</b>	<b>--</b>	<b>--</b>	<b>--</b>	<b>54,992</b>	<b>100,924</b>	<b>108,336</b>
<b>Transfer of financial assets income/(expenses) <sup>2</sup></b>	<b>440,224</b>	<b>503,937</b>	<b>828,503</b>	<b>441,657</b>	<b>520,752</b>	<b>742,070</b>
<b>Total</b>	<b>79,580,674</b>	<b>155,415,194</b>	<b>135,086,579</b>	<b>81,722,021</b>	<b>160,973,365</b>	<b>138,067,607</b>

1 - It was received from assignments without recourse of written off credits to entities outside the financial system the amount of R\$ 458,972 thousand in the 2nd half/2024 (with impact on the income of R\$ 252,434 thousand, net of taxes), R\$ 904,199 thousand in the period of 2024 (with impact on the income of R\$ 497,309 thousand, net of taxes) and R\$ 894,202 thousand in the period of 2023 (with impact on the income of R\$ 491,811 thousand, net of taxes), in accordance with CMN Resolution 2,836/2001. The book value of these transactions was R\$ 715,371 thousand, R\$ 1.328,523 and R\$ 1,555,695 thousand, respectively.

2 - In the 2nd half/2024 includes the amount of R\$ 118,425 thousand (R\$ 62,105 thousand, net of taxes), in the period of 2024 the amount of R\$ 596,343 thousand (R\$ 311,602 thousand, net of taxes) and in the period of 2023 the amount of R\$ 350,338 thousand (R\$ 185,216 thousand, net of taxes), the result of credit operations assignments without recourse to entities outside of the financial system, in accordance with CMN Resolution 2,836/2001. These assignments generated a positive impact on the result of R\$ 15,432 thousand in the 2nd half/2024, R\$ 210,861 thousand in the period of 2024 and R\$ 35,992 thousand in the period of 2023, net of allowance for loan losses. The book value of these transactions was R\$ 155,520 thousand, R\$ 1,385,761 thousand and R\$ 608,335 thousand, respectively.



In thousands of Reals, unless otherwise stated

**c) Breakdown of the loan portfolio by sector**

	Banco do Brasil				Consolidated			
	Dec 31, 2024	%	Dec 31, 2023	%	Dec 31, 2024	%	Dec 31, 2023	%
<b>Public sector</b>	<b>91,959,584</b>	<b>8.5</b>	<b>66,786,053</b>	<b>6.9</b>	<b>91,959,585</b>	<b>8.4</b>	<b>66,944,273</b>	<b>6.9</b>
Public administration	77,663,567	7.2	59,013,058	6.0	77,663,567	7.1	59,171,278	6.0
Oil sector	12,203,468	1.1	5,614,664	0.6	12,203,468	1.1	5,614,664	0.6
Services	806,716	0.1	538,178	0.1	806,716	0.1	538,178	0.1
Electric power	19,613	--	827,534	0.1	19,614	--	827,534	0.1
Other activities	1,266,220	0.1	792,619	0.1	1,266,220	0.1	792,619	0.1
<b>Private sector</b>	<b>985,806,069</b>	<b>91.5</b>	<b>898,139,004</b>	<b>93.1</b>	<b>1,008,511,696</b>	<b>91.6</b>	<b>908,405,085</b>	<b>93.1</b>
<b>Individuals</b>	<b>679,482,963</b>	<b>63.0</b>	<b>619,527,098</b>	<b>64.2</b>	<b>686,842,014</b>	<b>62.2</b>	<b>622,587,204</b>	<b>63.8</b>
<b>Companies</b>	<b>306,323,106</b>	<b>28.5</b>	<b>278,611,906</b>	<b>28.9</b>	<b>321,669,682</b>	<b>29.4</b>	<b>285,817,881</b>	<b>29.3</b>
Agribusiness of plant origin	43,824,300	4.1	39,475,706	4.1	44,506,502	4.0	39,821,090	4.1
Services	33,285,231	3.1	30,262,457	3.1	36,390,305	3.3	32,193,075	3.3
Mining and metallurgy	21,546,062	2.0	21,289,369	2.2	22,081,457	2.0	21,795,732	2.2
Transportation	20,241,486	1.9	15,836,723	1.6	20,639,468	1.9	15,972,120	1.6
Agribusiness of animal origin	19,292,331	1.8	15,011,605	1.6	19,749,633	1.8	15,279,754	1.6
Electric power	18,357,055	1.7	16,650,988	1.7	18,449,920	1.7	16,671,505	1.7
Retail commerce	16,625,178	1.5	16,902,526	1.8	17,161,242	1.6	17,124,898	1.8
Automotive sector	13,839,141	1.3	13,855,848	1.4	16,028,696	1.5	13,988,224	1.4
Financial services	12,517,402	1.2	11,129,254	1.2	14,005,813	1.3	11,573,988	1.2
Agricultural inputs	12,137,288	1.1	12,078,854	1.3	12,146,445	1.1	12,087,264	1.2
Real estate agents	10,153,132	0.9	8,631,524	0.9	12,126,736	1.1	9,673,061	1.0
Fuel	11,241,236	1.0	10,414,202	1.1	11,744,032	1.1	10,801,251	1.1
Chemical	11,146,787	1.0	9,467,478	1.0	11,582,071	1.1	9,678,146	1.0
Specific activities of construction	11,527,496	1.1	10,539,621	1.1	11,566,188	1.1	10,592,627	1.1
Electronics	10,900,169	1.0	10,917,901	1.1	11,060,287	1.0	10,932,898	1.1
Wholesale and various industries	9,377,800	0.9	9,082,677	0.9	10,722,227	1.0	9,767,942	1.0
Textile and clothing	9,186,904	0.9	7,865,809	0.8	9,256,097	0.8	7,908,143	0.8
Woodworking and furniture market	6,277,230	0.6	5,761,040	0.6	6,306,364	0.6	5,777,525	0.6
Pulp and paper	4,554,382	0.4	4,074,806	0.4	4,848,635	0.4	4,125,946	0.4
Heavy construction	3,844,766	0.4	3,330,853	0.3	4,451,411	0.4	3,820,603	0.4
Telecommunications	2,787,026	0.3	2,686,932	0.3	3,140,561	0.3	2,774,081	0.3
Other activities	3,660,704	0.3	3,345,733	0.4	3,705,592	0.3	3,458,008	0.4
<b>Total</b>	<b>1,077,765,653</b>	<b>100.0</b>	<b>964,925,057</b>	<b>100.0</b>	<b>1,100,471,281</b>	<b>100.0</b>	<b>975,349,358</b>	<b>100.0</b>



In thousands of Reais, unless otherwise stated

**d) Loan portfolio by risk level and maturity**

	Banco do Brasil										Dec 31, 2024	Dec 31, 2023
	AA	A	B	C	D	E	F	G	H			
<b>Loans not past due</b>												
<b>Installments falling due</b>												
01 to 30	35,345,318	13,532,293	11,740,756	10,384,344	429,712	565,651	106,615	58,778	510,862	72,674,329	64,122,119	
31 to 60	22,837,827	6,380,761	5,668,904	4,111,563	418,821	580,482	183,128	49,680	570,883	40,802,049	33,429,947	
61 to 90	16,318,623	5,127,511	4,610,162	2,855,455	326,073	459,909	56,876	56,661	519,465	30,330,735	28,557,814	
91 to 180	61,851,504	14,475,310	10,906,522	7,403,008	1,107,697	1,325,225	239,605	177,817	811,938	98,298,626	94,606,297	
181 to 360	115,721,448	20,015,865	16,843,304	11,087,982	1,907,473	1,587,938	327,811	212,793	2,249,094	169,953,708	164,608,318	
More than 360	376,223,246	92,728,305	58,494,460	46,976,326	11,994,974	6,684,095	2,888,185	2,172,018	14,149,034	612,310,643	538,688,770	
<b>Installments overdue</b>												
Up to 14 days	432,615	122,958	206,796	292,335	68,153	83,196	15,877	13,460	98,034	1,333,424	1,390,442	
<b>Subtotal</b>	<b>628,730,581</b>	<b>152,383,003</b>	<b>108,470,904</b>	<b>83,111,013</b>	<b>16,252,903</b>	<b>11,286,496</b>	<b>3,818,097</b>	<b>2,741,207</b>	<b>18,909,310</b>	<b>1,025,703,514</b>	<b>925,403,707</b>	
<b>Loans past due</b>												
<b>Installments falling due</b>												
01 to 30	--	--	87,393	409,079	155,773	164,822	140,176	97,113	479,055	1,533,411	1,447,477	
31 to 60	--	--	38,643	129,419	84,529	96,165	87,134	65,941	417,043	918,874	601,674	
61 to 90	--	--	26,361	99,220	64,682	76,642	73,295	42,640	212,787	595,627	558,984	
91 to 180	--	--	81,311	265,855	197,095	237,897	222,679	132,304	693,544	1,830,685	1,548,400	
181 to 360	--	--	230,677	595,888	469,552	451,199	391,918	289,771	1,264,596	3,693,601	2,842,382	
More than 360	--	--	1,484,335	3,455,686	2,942,164	3,556,414	2,664,855	2,211,264	8,745,005	25,059,723	18,671,718	
<b>Installments overdue</b>												
01 to 14	--	--	12,847	51,568	34,630	45,169	57,561	22,074	116,882	340,731	278,430	
15 to 30	--	--	405,769	367,544	111,341	95,459	56,371	37,868	300,569	1,374,921	914,372	
31 to 60	--	--	60,477	1,579,421	187,974	228,132	163,788	87,675	624,898	2,932,365	1,539,932	
61 to 90	--	--	398	67,875	729,561	217,498	190,653	97,092	481,859	1,784,936	1,381,786	
91 to 180	--	--	1,834	42,662	134,951	968,010	827,632	880,970	1,577,492	4,433,551	3,454,935	
181 to 360	--	--	1,920	611	1	178,570	256,495	198,257	5,951,163	6,587,017	5,561,353	
More than 360	--	--	--	543	225	75,985	33,836	9,276	856,832	976,697	719,907	
<b>Subtotal</b>	<b>--</b>	<b>--</b>	<b>2,431,965</b>	<b>7,065,371</b>	<b>5,112,478</b>	<b>6,391,962</b>	<b>5,166,393</b>	<b>4,172,245</b>	<b>21,721,725</b>	<b>52,062,139</b>	<b>39,521,350</b>	
<b>Total</b>	<b>628,730,581</b>	<b>152,383,003</b>	<b>110,902,869</b>	<b>90,176,384</b>	<b>21,365,381</b>	<b>17,678,458</b>	<b>8,984,490</b>	<b>6,913,452</b>	<b>40,631,035</b>	<b>1,077,765,653</b>	<b>964,925,057</b>	



In thousands of Reals, unless otherwise stated

	Consolidated										Dec 31, 2024	Dec 31, 2023
	AA	A	B	C	D	E	F	G	H			
<b>Loans not past due</b>												
<b>Installments falling due</b>												
01 to 30	35,371,617	18,874,128	14,220,322	10,386,162	430,970	565,734	106,724	58,905	512,122	80,526,684	66,147,635	
31 to 60	22,848,438	6,854,527	5,687,235	4,111,689	418,880	580,550	183,161	49,691	571,187	41,305,358	33,940,858	
61 to 90	16,328,397	5,285,239	4,632,025	2,855,607	326,168	459,944	56,895	56,690	519,675	30,520,640	28,804,709	
91 to 180	61,812,780	15,124,618	11,006,310	7,403,803	1,108,053	1,325,468	239,841	178,007	812,565	99,011,445	94,950,034	
181 to 360	115,576,710	20,749,854	17,178,440	11,089,949	1,908,664	1,588,773	328,183	212,992	2,250,529	170,884,094	165,034,186	
More than 360	376,413,468	94,440,901	68,368,527	47,012,053	12,000,719	6,708,059	2,890,203	2,173,469	14,155,741	624,163,140	545,367,661	
<b>Installments overdue</b>												
Up to 14 days	432,631	166,630	583,151	292,486	68,294	83,291	15,887	13,461	98,040	1,753,871	1,502,845	
<b>Subtotal</b>	<b>628,784,041</b>	<b>161,495,897</b>	<b>121,676,010</b>	<b>83,151,749</b>	<b>16,261,748</b>	<b>11,311,819</b>	<b>3,820,894</b>	<b>2,743,215</b>	<b>18,919,859</b>	<b>1,048,165,232</b>	<b>935,747,928</b>	
<b>Loans past due</b>												
<b>Installments falling due</b>												
01 to 30	--	--	87,393	409,095	155,816	164,822	140,176	97,113	479,376	1,533,791	1,447,564	
31 to 60	--	--	38,643	129,436	84,571	96,165	87,135	65,941	417,360	919,251	601,760	
61 to 90	--	--	26,361	99,236	64,724	76,642	73,295	42,640	213,099	595,997	559,069	
91 to 180	--	--	81,311	265,902	197,218	237,897	222,679	132,304	694,393	1,831,704	1,548,656	
181 to 360	--	--	230,677	595,975	469,784	451,199	391,918	289,771	1,266,139	3,695,463	2,842,885	
More than 360	--	--	1,484,335	3,455,828	2,942,738	3,556,414	2,664,855	2,211,264	8,748,869	25,064,303	18,672,778	
<b>Installments overdue</b>												
01 to 14	--	--	12,847	51,585	34,630	45,169	57,561	22,074	117,139	341,005	278,430	
15 to 30	--	--	500,933	369,130	112,259	95,863	56,428	37,920	300,809	1,473,342	940,429	
31 to 60	--	--	60,627	1,625,661	189,947	229,006	164,203	87,734	626,283	2,983,461	1,550,982	
61 to 90	--	--	398	67,875	741,354	218,413	191,108	97,316	482,376	1,798,840	1,397,037	
91 to 180	--	--	1,834	42,662	134,951	996,045	838,733	884,249	1,580,361	4,478,835	3,471,201	
181 to 360	--	--	1,921	611	1	178,570	256,495	198,257	5,973,477	6,609,332	5,568,265	
More than 360	--	--	--	543	225	75,986	33,836	9,276	860,859	980,725	722,374	
<b>Subtotal</b>	<b>--</b>	<b>--</b>	<b>2,527,280</b>	<b>7,113,539</b>	<b>5,128,218</b>	<b>6,422,191</b>	<b>5,178,422</b>	<b>4,175,859</b>	<b>21,760,540</b>	<b>52,306,049</b>	<b>39,601,430</b>	
<b>Total</b>	<b>628,784,041</b>	<b>161,495,897</b>	<b>124,203,290</b>	<b>90,265,288</b>	<b>21,389,966</b>	<b>17,734,010</b>	<b>8,999,316</b>	<b>6,919,074</b>	<b>40,680,399</b>	<b>1,100,471,281</b>	<b>975,349,358</b>	



In thousands of Reals, unless otherwise stated

**e) Allowance for loan losses by risk level**

Level of risk	% Minimum provision	Banco do Brasil							
		Dec 31, 2024				Dec 31, 2023			
		Value of loans	Minimum required allowance	Supplementary allowance <sup>1</sup>	Total	Value of loans	Minimum required allowance	Supplementary allowance <sup>1</sup>	Total
AA		628,730,581	--	--	--	578,325,293	--	--	--
A	0.5	152,383,003	(761,915)	(109)	(762,024)	105,755,477	(528,777)	(40,960)	(569,737)
B	1.0	110,902,869	(1,109,029)	(8,995)	(1,118,024)	108,037,031	(1,080,370)	(359,882)	(1,440,252)
C	3.0	90,176,384	(2,705,292)	(200,017)	(2,905,309)	93,600,022	(2,808,001)	(2,621,624)	(5,429,625)
D	10.0	21,365,381	(2,136,538)	(69,388)	(2,205,926)	18,235,283	(1,823,528)	(348,134)	(2,171,662)
E	30.0	17,678,458	(5,303,537)	(1)	(5,303,538)	14,267,052	(4,280,116)	--	(4,280,116)
F	50.0	8,984,490	(4,492,245)	(2)	(4,492,247)	6,244,317	(3,122,159)	(2)	(3,122,161)
G	70.0	6,913,452	(4,839,417)	--	(4,839,417)	6,005,148	(4,203,604)	(133,512)	(4,337,116)
H	100.0	40,631,035	(40,631,035)	--	(40,631,035)	34,455,434	(34,455,434)	--	(34,455,434)
<b>Total</b>		<b>1,077,765,653</b>	<b>(61,979,008)</b>	<b>(278,512)</b>	<b>(62,257,520)</b>	<b>964,925,057</b>	<b>(52,301,989)</b>	<b>(3,504,114)</b>	<b>(55,806,103)</b>

1 - Formulated in accordance with our internal risk classification models, corresponding to a provision scale of 30 intermediate risk levels compared to the minimum 9 levels (AA-H) required by CMN Resolution No. 2,682/1999. This calculation is based on factors related to the transaction, client profile, and available collateral, ensuring appropriate provisions for potential future losses.

Level of risk	% Minimum provision	Consolidated							
		Dec 31, 2024				Dec 31, 2023			
		Value of loans	Minimum required allowance	Supplementary allowance <sup>1</sup>	Total	Value of loans	Minimum required allowance	Supplementary allowance <sup>1</sup>	Total
AA		628,784,041	--	--	--	578,933,384	--	--	--
A	0.5	161,495,897	(807,479)	(109)	(807,588)	108,379,162	(541,896)	(41,154)	(583,050)
B	1.0	124,203,290	(1,242,033)	(8,997)	(1,251,030)	115,110,597	(1,151,106)	(360,157)	(1,511,263)
C	3.0	90,265,288	(2,707,959)	(200,017)	(2,907,976)	93,630,961	(2,808,929)	(2,621,979)	(5,430,908)
D	10.0	21,389,966	(2,138,997)	(69,388)	(2,208,385)	18,269,813	(1,826,981)	(348,134)	(2,175,115)
E	30.0	17,734,010	(5,320,203)	(1)	(5,320,204)	14,280,860	(4,284,258)	--	(4,284,258)
F	50.0	8,999,316	(4,499,658)	(2)	(4,499,660)	6,266,037	(3,133,019)	(2)	(3,133,021)
G	70.0	6,919,074	(4,843,352)	--	(4,843,352)	6,006,840	(4,204,788)	(133,512)	(4,338,300)
H	100.0	40,680,399	(40,680,399)	--	(40,680,399)	34,471,704	(34,471,704)	--	(34,471,704)
<b>Total</b>		<b>1,100,471,281</b>	<b>(62,240,080)</b>	<b>(278,514)</b>	<b>(62,518,594)</b>	<b>975,349,358</b>	<b>(52,422,681)</b>	<b>(3,504,938)</b>	<b>(55,927,619)</b>

1 - Formulated in accordance with our internal risk classification models, corresponding to a provision scale of 30 intermediate risk levels compared to the minimum 9 levels (AA-H) required by CMN Resolution No. 2,682/1999. This calculation is based on factors related to the transaction, client profile, and available collateral, ensuring appropriate provisions for potential future losses.



In thousands of Reais, unless otherwise stated

### f) Changes in allowance for losses associated with credit risk

Includes loans, leases and other receivables with characteristics of credit.

	Banco do Brasil			Consolidated		
	2nd half/2024	2024	2023	2nd half/2024	2024	2023
<b>Opening balance</b>	<b>(58,635,285)</b>	<b>(55,806,103)</b>	<b>(50,513,636)</b>	<b>(58,786,404)</b>	<b>(55,927,619)</b>	<b>(50,697,155)</b>
(Addition)/reversal	(21,699,432)	(41,262,290)	(32,077,616)	(21,812,113)	(41,422,087)	(32,220,511)
Minimum required allowance	(24,265,873)	(44,487,893)	(32,315,867)	(24,378,990)	(44,648,510)	(32,458,608)
Supplementary allowance <sup>1</sup>	2,566,441	3,225,603	238,251	2,566,877	3,226,423	238,097
Exchange fluctuation - foreign allowances	(118,310)	(225,663)	28,125	(126,288)	(223,263)	207,464
Write off	18,195,507	35,036,536	26,757,024	18,206,211	35,054,375	26,782,583
<b>Closing balance</b>	<b>(62,257,520)</b>	<b>(62,257,520)</b>	<b>(55,806,103)</b>	<b>(62,518,594)</b>	<b>(62,518,594)</b>	<b>(55,927,619)</b>

<sup>1</sup> - Formulated in accordance with our internal risk classification models, corresponding to a provision scale of 30 intermediate risk levels compared to the minimum 9 levels (AA-H) required by CMN Resolution No. 2,682/1999. This calculation is based on factors related to the transaction, client profile, and available collateral, ensuring appropriate provisions for potential future losses.

### g) Leasing portfolio by maturity

	Banco do Brasil		Consolidated	
	Dec 31, 2024	Dec 31, 2023	Dec 31, 2024	Dec 31, 2023
Up to 1 year <sup>1</sup>	--	--	219,262	184,780
More than 1 year and up to 5 years	--	--	446,290	306,515
over 5 years	--	--	290	3,552
<b>Total present value</b>	<b>--</b>	<b>--</b>	<b>665,842</b>	<b>494,847</b>

<sup>1</sup> - Includes amounts related to overdue installments.

### h) Concentration of loans

	Dec 31, 2024	% of credit portfolio	Dec 31, 2023	% of credit portfolio
Largest debtor	12,198,538	1.1	8,548,212	0.9
10 largest debtors	65,987,067	6.0	50,993,522	5.2
20 largest debtors	91,038,524	8.3	73,938,496	7.6
50 largest debtors	128,782,700	11.7	108,233,474	11.1
100 largest debtors	154,072,631	14.0	131,541,573	13.5



In thousands of Reais, unless otherwise stated

## i) Renegotiated credits

	Banco do Brasil			Consolidated		
	2nd half/2024	2024	2023	2nd half/2024	2024	2023
<b>Credits renegotiated during the period</b>	<b>63,975,300</b>	<b>130,646,143</b>	<b>106,309,436</b>	<b>63,975,300</b>	<b>130,646,143</b>	<b>106,309,436</b>
Renegotiated when past due <sup>1</sup>	14,713,173	28,476,820	23,189,395	14,713,173	28,476,820	23,189,395
Renovated <sup>2</sup>	49,262,127	102,169,323	83,120,041	49,262,127	102,169,323	83,120,041
<b>Changes on credits renegotiated when past due</b>						
<b>Opening balance</b>	<b>42,745,914</b>	<b>38,325,348</b>	<b>32,689,826</b>	<b>42,745,914</b>	<b>38,325,348</b>	<b>32,689,826</b>
Renegotiation default <sup>1</sup>	14,713,173	28,476,820	23,189,395	14,713,173	28,476,820	23,189,395
Interest (received) and appropriated <sup>3</sup>	(6,170,288)	(12,132,078)	(12,737,477)	(6,170,288)	(12,132,078)	(12,737,477)
Write off	(4,549,177)	(7,930,468)	(4,816,396)	(4,549,177)	(7,930,468)	(4,816,396)
<b>Closing balance <sup>4</sup></b>	<b>46,739,622</b>	<b>46,739,622</b>	<b>38,325,348</b>	<b>46,739,622</b>	<b>46,739,622</b>	<b>38,325,348</b>
Allowance for loan losses of the portfolio renegotiated when past due		21,179,696	19,435,826		21,179,696	19,435,826
(%) Allowance for loan losses on the portfolio		45.3%	50.7%		45.3%	50.7%
90 days default of the portfolio renegotiated when past due		8,077,600	5,649,902		8,077,600	5,649,902
(%) Portfolio default		17.3%	14.7%		17.3%	14.7%

1 - Renegotiated credit under debt composition as a result of payment delay by the clients.

2 - Renegotiated current credits (i.e. not past due) in the form of the extension or renewal of the credit or the granting of new loans for partial or full settlement of previous contracts or any other type of agreement that changes the maturity or the payment terms, originally agreed.

3 - In the 1st half/2023 and 2023 it includes renegotiated credits swapped for securities, within the scope of judicial recovery.

4 - Includes the amount of R\$ 194 thousand (R\$ 393 thousand as of December 31, 2023) related to renegotiated rural credits. The amount of R\$ 45,351,893 thousand (R\$ 21,211,031 thousand as of December 31, 2023), related to deferred credits from rural portfolio governed by specific legislation, is not included.

## j) Supplementary information

	Banco do Brasil		Consolidated	
	Dec 31, 2024	Dec 31, 2023	Dec 31, 2024	Dec 31, 2023
Undrawn credit lines	201,998,350	196,287,118	201,998,850	196,313,674
Guarantees provided <sup>1</sup>	12,236,617	11,707,326	12,138,964	11,462,562
Contracted credit opened for import	1,297,560	989,402	1,411,702	1,013,011
Confirmed export credit	750,091	675,243	836,484	675,243
Linked resources	4,179,447	3,183,293	4,179,448	3,183,293

1 - For these operations, the Bank maintains an allowance recorded in Provisions (Note 21.c).

## k) Loans by line of credit from Fund for Workers' Assistance (Fundo de Amparo ao Trabalhador - FAT)

	TADE <sup>1</sup>	Dec 31, 2024	Dec 31, 2023
<b>Loans and discounted credit rights</b>		<b>46</b>	<b>207</b>
Proger Urbano Capital de Giro	01/2016 e 01/2020	46	207
<b>Financing</b>		<b>236,519</b>	<b>254,083</b>
Proger Urbano Investimento	18/2005	225,118	240,308
FAT Taxista	02/2009	11,401	13,775
<b>Rural financing</b>		<b>221</b>	<b>192</b>
Pronaf Investimento	05/2005	73	41
Pronaf Custeio	04/2005	148	151
<b>Total</b>		<b>236,786</b>	<b>254,482</b>

1 - TADE - Allocation Term of Special Deposits.





In thousands of Reais, unless otherwise stated

### l) Programs established to deal with the effects of COVID-19

The CMN Resolution 4,846/2020 allows financial institutions to participate in the government emergency employment support program (Programa Emergencial de Suporte a Empregos – Pese), under Law 14,043/2020.

According to this Program, financial institutions can provide funding to payroll of entrepreneurs, business companies and cooperative companies, except credit companies. Every financing operation have 85% of resources coming from the national Treasury Secretariat (STN) and the remaining 15% from the Financial Institution counterparty. The same percentage will be applied to the risk of default on credit operations and to possible financial losses.

Law 14,042/2020 established the Emergency Program for Credit Access in the form of receivables guarantee (Peac–Maquininhas). The program is intended to grant loans guaranteed by fiduciary assignment of receivables. In this modality, operations will be carried out entirely with resources from the Federal Government.

In accordance with CMN Resolution 4,855/2020, the Bank presents the balances of credit operations contracted within the scope of programs established to deal with the effects of COVID-19, whose credit risk is partially or fully assumed by the Federal Government, as well as the classification by risk level and the amount of allowance constituted for each level.

Level of risk	% Minimum provision	Dec 31, 2024				12/31/2023			
		Value of loans	Minimum required allowance	Supplementary allowance <sup>1</sup>	Total	Value of loans	Minimum required allowance	Supplementary allowance <sup>1</sup>	Total
AA <sup>2</sup>		136,119	--	--	--	141,422	--	--	--
A	0.5	--	--	--	--	--	--	--	--
B	1.0	--	--	--	--	--	--	--	--
C	3.0	--	--	--	--	1	--	--	--
D	10.0	--	--	--	--	3	--	--	--
E	30.0	--	--	--	--	5	(2)	--	(2)
F	50.0	--	--	--	--	20	(10)	--	(10)
G	70.0	--	--	--	--	19	(13)	--	(13)
H	100.0	19	(19)	--	(19)	374	(374)	--	(374)
<b>Total</b>		<b>136,138</b>	<b>(19)</b>	<b>--</b>	<b>(19)</b>	<b>141,844</b>	<b>(399)</b>	<b>--</b>	<b>(399)</b>

1 - Refers to the supplementary allowance over and above the minimum required by CMN Resolution 2,682/1999. This provision is established based on the internal scale of risk level.

2 - Basically, refers to operations whose credit risk is assumed by the Federal Government.



In thousands of Reais, unless otherwise stated

## 13 – Other assets

### a) Breakdown

	Banco do Brasil		Consolidated	
	Dec 31, 2024	Dec 31, 2023	Dec 31, 2024	Dec 31, 2023
<b>Financials</b>	<b>108,660,076</b>	<b>94,649,918</b>	<b>109,237,452</b>	<b>94,577,173</b>
Sundry debtors from escrow deposits	37,584,537	36,153,206	38,559,827	37,024,098
Foreign exchange portfolio (Note 13.d)	38,529,927	28,254,834	38,586,040	28,254,834
Fund of allocation of surplus – Previ (Note 29.f)	12,026,025	11,608,853	12,026,025	11,608,853
Accrued income	10,935,289	10,021,656	8,493,751	6,728,644
Notes and credits receivable <sup>1</sup>	3,494,448	2,713,910	4,735,739	4,360,473
Fundo de Compensação de Variações Salariais	2,947,503	3,381,724	2,947,503	3,381,724
Other	3,142,347	2,515,735	3,888,567	3,218,547
Current assets	75,650,621	63,491,482	73,574,782	61,020,202
Non-current assets	33,009,455	31,158,436	35,662,670	33,556,971
<b>Non-financial</b>	<b>33,573,691</b>	<b>29,000,463</b>	<b>35,668,058</b>	<b>29,683,893</b>
Actuarial assets (Note 29.e)	27,338,861	23,851,683	27,338,861	23,851,683
Sundry debtors	3,438,813	3,545,981	3,878,325	3,893,504
Held for sale – Received	363,429	389,285	363,975	390,260
Prepaid expenses	1,412,563	571,866	1,526,276	611,913
Held for sale – Own	26,805	27,845	51,916	28,417
Assets not for own use and materials in stock	3,891	3,587	44,185	39,371
Other	989,329	610,216	2,464,520	868,745
Current assets	6,157,373	5,068,126	8,054,990	5,619,911
Non-current assets	27,416,318	23,932,337	27,613,068	24,063,982

1 - It includes sundry receivables from the Brazilian National Treasury, in the amount of R\$ 357,798 thousand (R\$ 485,225 thousand on December 31, 2023). Mainly refers to amounts of subsidies in operations with funds MCR 6-2, MCR 6-4 (Rural Credit Manual) and are supported by specific legislation, such as CMN resolutions, the Bahia Cocoa Agriculture Recovery Program (CMN Resolution 2,960/2002) and regional funds (FDNE and FDCO). It also includes receivables from the National Treasury from interest rate equalization of agricultural crops Law 8,427/1992, of R\$ 1,786,875 thousand (R\$ 934,100 thousand on December 31, 2023).

### b) Allowance for losses associated with credit risk

	Banco do Brasil		Consolidated	
	Dec 31, 2024	Dec 31, 2023	Dec 31, 2024	Dec 31, 2023
Notes and credits receivable	(1,188,934)	(1,567,375)	(1,232,276)	(1,890,732)
Sundry debtors	(801,290)	(710,539)	(806,499)	(710,744)
Accrued income	(1,567,335)	(1,102,050)	(1,567,335)	(1,102,050)
Other	(28,358)	(41,823)	(28,357)	(41,824)
<b>Total</b>	<b>(3,585,917)</b>	<b>(3,421,787)</b>	<b>(3,634,467)</b>	<b>(3,745,350)</b>



In thousands of Reais, unless otherwise stated

## c) Changes in allowance for losses associated with credit risk

	Banco do Brasil			Consolidated		
	2nd half/2024	2024	2023	2nd half/2024	2024	2023
<b>Opening balance</b>	<b>(3,738,555)</b>	<b>(3,421,787)</b>	<b>(3,088,514)</b>	<b>(4,094,035)</b>	<b>(3,745,350)</b>	<b>(3,351,308)</b>
(Addition)/reversal	(152,849)	(469,124)	(361,249)	(81,813)	(429,670)	(430,361)
Exchange fluctuation - foreign allowances	--	--	--	(74)	(326)	4,121
Write-off/other adjustments	305,487	304,994	27,976	541,455	540,879	32,198
<b>Closing balance</b>	<b>(3,585,917)</b>	<b>(3,585,917)</b>	<b>(3,421,787)</b>	<b>(3,634,467)</b>	<b>(3,634,467)</b>	<b>(3,745,350)</b>

## d) Foreign exchange portfolio

	Banco do Brasil		Consolidated	
	Dec 31, 2024	Dec 31, 2023	Dec 31, 2024	Dec 31, 2023
<b>Asset position</b>				
Exchange purchases pending settlement	36,760,034	26,238,256	36,760,048	26,238,256
Receivables from sales of foreign exchange	52,540,743	32,727,251	52,596,842	32,727,251
Foreign currency receivables	2,251	1,117	2,251	1,117
(Advances received in national/foreign currency)	(50,773,101)	(30,711,790)	(50,773,101)	(30,711,790)
<b>Total</b>	<b>38,529,927</b>	<b>28,254,834</b>	<b>38,586,040</b>	<b>28,254,834</b>
Current assets	37,124,894	27,039,931	37,181,007	27,039,931
Non-current assets	1,405,033	1,214,903	1,405,033	1,214,903
<b>Liability position</b>				
Exchange purchase liabilities	32,636,672	26,923,381	32,636,682	26,923,381
Exchange sales pending settlement	63,646,797	32,272,564	63,702,856	32,272,564
Foreign currency payables	1,676	1,481	69,206	56,131
<b>Subtotal (Note 20.a)</b>	<b>96,285,145</b>	<b>59,197,426</b>	<b>96,408,744</b>	<b>59,252,076</b>
(Advances on exchange contracts) (Note 12.a)	(29,510,029)	(24,924,882)	(29,510,029)	(24,924,882)
<b>Total</b>	<b>66,775,116</b>	<b>34,272,544</b>	<b>66,898,715</b>	<b>34,327,194</b>
Current liabilities	56,736,246	19,626,071	56,859,845	19,680,721
Non-current liabilities	10,038,870	14,646,473	10,038,870	14,646,473
<b>Net foreign exchange portfolio</b>	<b>(28,245,189)</b>	<b>(6,017,710)</b>	<b>(28,312,675)</b>	<b>(6,072,360)</b>
<b>Off balance accounts</b>				
Credit opened for imports	1,744,908	1,344,852	1,859,050	1,368,461
Confirmed export credit	750,091	675,243	836,484	675,243

## e) Other financial assets

	Banco do Brasil			Consolidado	Consolidado	
	2nd half/2024	2024	2023	2nd half/2024	2024	2023
Foreign exchange results	613,961	(1,936,621)	1,192,227	718,180	(1,689,371)	2,963,676
Other	103,919	241,060	257,649	103,917	241,061	257,647
<b>Total</b>	<b>717,880</b>	<b>(1,695,561)</b>	<b>1,449,876</b>	<b>822,097</b>	<b>(1,448,310)</b>	<b>3,221,323</b>



In thousands of Reals, unless otherwise stated

## 14 – Investments

### a) Changes in subsidiaries, associates and joint ventures

Banco do Brasil	Share capital	Adjusted shareholders' equity <sup>1</sup>	Net income/(loss) <sup>1</sup>	Number of shares (in thousands)		Ownership interest in share capital %	Book value	Changes – 2024			Book value	Equity income
			2024	Common	Preferred		Dec 31, 2023	Dividends	Other events <sup>2</sup>	Equity income	Dec 31, 2024	2023
<b>Domestic</b>							<b>31,369,972</b>	<b>(11,497,284)</b>	<b>(1,169,685)</b>	<b>13,324,130</b>	<b>32,027,133</b>	<b>12,456,677</b>
BB Elo Cartões Participações S.A.	7,734,513	9,772,940	1,832,519	17,703	--	100,00%	9,586,699	(1,695,437)	52,258	1,829,420	9,772,940	2,238,020
BB Seguridade Participações S.A. <sup>3 4</sup>	6,269,692	9,112,637	8,650,646	1,325,000	--	68,26%	6,178,236	(4,853,966)	(1,008,928)	5,904,692	6,220,034	5,305,841
BB Leasing S.A. – Arrendamento Mercantil	3,261,860	4,829,825	275,453	3,000	--	100,00%	4,816,052	(261,680)	--	275,453	4,829,825	341,081
Banco Votorantim S.A.	8,480,372	13,852,864	1,709,272	1,096,653	600,952	50,00%	6,712,366	(475,000)	(165,570)	854,636	6,926,432	556,516
BB Banco de Investimento S.A.	417,788	815,270	772,525	3,790	--	100,00%	873,991	(772,525)	(58,721)	772,525	815,270	715,357
BB Tecnologia e Serviços <sup>4</sup>	300,040	501,704	141,905	248,458	248,586	99,99%	414,958	(55,208)	--	141,886	501,636	93,366
BB Administradora de Consórcios S.A.	727,543	1,129,791	1,423,549	14	--	100,00%	927,110	(1,220,866)	(2)	1,423,549	1,129,791	1,233,501
BB Gestão de Recursos – Distribuidora de Títulos e Valores Mobiliários S.A.	1,191,207	1,429,795	2,035,814	100,000	--	100,00%	1,430,505	(2,035,814)	(710)	2,035,814	1,429,795	1,880,782
BB Administradora de Cartões de Crédito S.A.	9,300	24,333	35,018	398,158	--	100,00%	24,333	(35,018)	--	35,018	24,333	33,611
Other investments							405,722	(91,770)	11,988	51,137	377,077	58,602
<b>Overseas <sup>5</sup></b>							<b>5,707,593</b>	<b>(332,861)</b>	<b>405,462</b>	<b>4,440,346</b>	<b>10,220,540</b>	<b>4,429,521</b>
Banco Patagonia S.A.	4,042	6,944,973	4,375,781	578,117	--	80,39%	2,309,800	(332,861)	88,420	3,517,664	5,583,023	4,523,257
BB Cayman Islands Holding	1,187,451	1,473,017	95,349	211,023	--	100,00%	1,063,308	--	314,360	95,349	1,473,017	70,635
Banco do Brasil AG	403,143	892,660	(8,562)	638	--	100,00%	746,147	--	155,075	(8,562)	892,660	(250,927)
BB Securities LLC	27,903	467,512	12,585	5,000	--	100,00%	368,020	--	86,907	12,585	467,512	11,273
Banco do Brasil Americas	1,043,311	1,752,760	246,908	36,250	--	100,00%	1,166,698	--	339,154	246,908	1,752,760	227,751
BB USA Holding Company	--	860	(60)	--	--	100,00%	720	--	200	(60)	860	(77)
Goodwill on acquisition of investments abroad							52,900	--	(2,192)	--	50,708	--
Profit/(loss) with foreign exchange in the affiliates and associates <sup>5</sup>							--	--	(576,462)	576,462	--	(152,391)
<b>Total investments in subsidiaries, associates and joint ventures</b>							<b>37,077,565</b>	<b>(11,830,145)</b>	<b>(764,223)</b>	<b>17,764,476</b>	<b>42,247,673</b>	<b>16,886,198</b>
(Allowance for losses)							(34,743)	--	--	--	(34,743)	

1 - It includes harmonization adjustments in accounting and considers the unrealized profits on transactions with the Banco do Brasil.

2 - Refers basically to foreign exchange on investments abroad and adjustments to the equity valuation of available-for-sale securities as well as those arising from the share buyback program of BB Seguridade.

3 - The investment value considering the quoted market price is R\$ 47,938,500 thousand (R\$ 44,586,250 thousand on December/2023).

4 - Refers to the percentage of the equity interest, considering the acquisition of shares by the invested entity held in treasury.

5 - The net income and equity income of subsidiaries abroad are stated without the effects of foreign exchange variation. These investments are subject to structural hedge and their foreign exchange impacts are reclassified to expenses with funds from financial institutions (Note 18.d.) in the consolidation process.



In thousands of Reals, unless otherwise stated

BB Consolidated	Share capital	Adjusted shareholders' equity <sup>1</sup>	Net income/(loss) <sup>1</sup>		Number of shares (in thousands)		Ownership interest in share capital %	Book value Dec 31, 2023	Changes - 2024			Book value Dec 31, 2024	Equity income 2023
			2024	2023	Common	Preferred			Dividends	Other events <sup>2</sup>	Equity income		
<b>Associates <sup>3</sup> and joint ventures <sup>4</sup></b>													
Banco Votorantim S.A. <sup>4</sup>	8,480,372	13,852,864	1,709,272	1,096,653	600,952	50,00%	6,712,366	(475,000)	(165,570)	854,636	6,926,432	556,516	
Cateno Gestão de Contas de Pagamento S.A. <sup>5</sup>	414,000	9,064,396	1,102,416	88,000	2,613,402	30,00%	2,711,004	(321,999)	(411)	330,725	2,719,319	381,330	
Cielo S.A. <sup>6</sup>	5,700,000	9,226,873	1,443,896	778,320	--	29,17%	3,536,849	(1,232,422)	(34,086)	421,193	2,691,534	601,858	
Brasilprev Seguros e Previdência S.A. <sup>4 7</sup>	3,529,257	6,939,148	2,403,023	879	1,759	74,99%	5,695,325	(1,792,333)	(501,578)	1,801,907	5,203,321	1,789,793	
BB Mapfre Participações S.A. <sup>7</sup>	1,469,848	2,953,648	4,416,836	944,858	1,889,339	74,98%	2,244,984	(3,284,562)	(57,521)	3,311,744	2,214,645	2,904,586	
Brasilcap Capitalização S.A. <sup>7</sup>	354,398	803,744	280,771	107,989	159,308	66,77%	511,587	(174,761)	12,351	187,464	536,641	179,162	
Elo Participações Ltda. <sup>8</sup>	347,309	4,522,040	1,499,682	173,620	--	49,99%	1,426,638	(462)	84,700	749,691	2,260,567	812,242	
UBS BB Serviços de Assessoria Financeira e Participações S.A.	1,425,605	1,537,537	101,540	1,954,245	--	49,99%	750,265	(19,288)	(13,122)	50,760	768,615	33,822	
Other investments <sup>9</sup>							492,279	(110,864)	10,971	80,577	472,963	65,576	
Unrealized gains <sup>1</sup>							(2,987,602)	--	161,455	--	(2,826,147)	--	
<b>Total</b>							<b>21,093,695</b>	<b>(7,411,691)</b>	<b>(502,811)</b>	<b>7,788,697</b>	<b>20,967,890</b>	<b>7,324,885</b>	
(Allowance for losses)							(14,539)	--	4,070	--	(10,469)	--	

1 - It includes harmonization adjustments in accounting and considers the unrealized profits on transactions with the Banco do Brasil.

2 - These basically refer to the corporate restructuring, harmonization adjustments in accounting practices and equity valuation adjustments of available-for-sale securities.

3 - The Bank has significant influence over the investee through board seats or other measures.

4 - The Bank has joint control over the investees' relevant activities through contractual arrangements.

5 - Indirect interest of the Bank in Cateno, through its subsidiary BB Elo Cartões Participações S.A. The total share of the Bank is 64.49 % (50.20% on December, 2023). Cielo S.A. holds 70.00 % of direct interest in Cateno. On August 14, 2024, a tender offer was held to acquire shares of the Cielo that were traded on the market (Note 32.h).

6 - Indirect interest of the Bank in Cielo, through its subsidiary BB Elo Cartões Participações S.A., considering the acquisition of shares by the invested entity held in treasury. On August 14, 2024, a tender offer was held to acquire shares of the company that were traded on the market (Note 32.h), that way, the Bank's total stake in Cielo became 49.28%, having in view of the shares held by Liveloo and Elo Participações Ltda.

7 - Equity interest held by BB Seguros Participações S.A. It includes harmonization adjustments in accounting practices.

8 - The equity of Elo Participações Ltda. is calculated in proportion to the monthly contribution of BB Elo Cartões in the business of the company, according to agreement of November 01, 2017, between BB Elo Cartões and Bradescard.

9 - Unrealized profit arising from a new strategic partnership between BB Elo Cartões Participações S.A. and Cielo S.A., forming Cateno Gestão de Contas de Pagamento S.A. and unrealized profit arising from strategic partnership between BB-BI and UBS A.G.



In thousands of Reais, unless otherwise stated

## b) Qualitative information of associates and joint ventures

Company	Place of incorporation		Description	Segment	Strategic participation <sup>1</sup>
	Country	Headquarter location			
Banco Votorantim S.A.	Brasil	São Paulo (SP)	Performs various types of bank activities, such as consumer lending, leasing and investment fund management.	Banking	Yes
Brasilprev Seguros e Previdência S.A.	Brasil	São Paulo (SP)	Commercializes life insurance with survivor coverage and with private retirement and benefit plans.	Insurance	Yes
Cielo S.A.	Brasil	Barueri (SP)	Provides services related to credit and debit cards and payments services.	Electronic payments	Yes
Cateno Gestão de Contas de Pagamentos S.A.	Brasil	Barueri (SP)	Provides services related to the management of transactions arisen from credit and debit card operations.	Electronic payments	Yes
BB Mapfre Participações S.A.	Brasil	São Paulo (SP)	Acts as a holding company for other companies which deal with life, real estate, and agricultural insurance.	Insurance	Yes
Elo Participações Ltda.	Brasil	Barueri (SP)	Acts as a holding company which consolidates the joint business related to electronic payment services.	Electronic payments	Yes
UBS BB Serviços de Assessoria Financeira e Participações S.A.	Brasil	São Paulo (SP)	Operates in investment banking and securities brokerage activities in the institutional segment in Brazil and in certain South American countries.	Investments	Yes
Brasilcap Capitalização S.A.	Brasil	Rio de Janeiro (RJ)	Commercializes capitalization plans and other products and services that capitalization companies are allowed to provide.	Insurance	Yes

1 - Strategic investments are made in companies with activities that complement or support those of the Bank and its subsidiaries.



In thousands of Reals, unless otherwise stated

**c) Summarized financial information of associates and joint ventures, not adjusted for the equity interest percentage held by the Bank**

Dec 31, 2024	Banco Votorantim S.A.	Brasilprev Seguros e Previdência S.A.	Cielo S.A.	Cateno Gestão de Contas de Pagamento S.A.	BB Mapfre Participações S.A.	Elo Participações Ltda.	UBS BB S.A.	Brasilcap S.A.
Current assets	75,881,333	416,074,864	110,812,426	2,352,195	277,504	963,331	451,511	6,085,371
Non-current assets	63,261,168	18,209,160	9,398,949	7,942,503	3,041,870	4,746,611	1,324,642	7,445,779
Current liabilities	85,567,233	53,790,732	106,185,762	1,225,850	1,046	965,266	200,030	11,418,698
Non-current liabilities	39,717,442	373,538,897	4,798,740	4,452	--	91,253	--	1,308,708
Contingent Liabilities	326,478	16,464	285,931	4,452	--	44,925	--	1,298,362
<b>Net income - 2024</b>	<b>1,707,566</b>	<b>2,400,723</b>	<b>1,438,838</b>	<b>1,102,416</b>	<b>4,416,247</b>	<b>1,501,770</b>	<b>101,540</b>	<b>280,771</b>
Harmonization adjustments in accounting and unrealized profit	1,706	2,300	5,058	--	589	(2,088)	--	--
<b>Adjusted net income - 2024</b>	<b>1,709,272</b>	<b>2,403,023</b>	<b>1,443,896</b>	<b>1,102,416</b>	<b>4,416,836</b>	<b>1,499,682</b>	<b>101,540</b>	<b>280,771</b>
Ownership percentage	50,00%	74,99%	29,17%	30,00%	74,98%	49,99%	49,99%	66,77%
<b>Equity income</b>	<b>854,636</b>	<b>1,801,907</b>	<b>421,193</b>	<b>330,725</b>	<b>3,311,744</b>	<b>749,691</b>	<b>50,760</b>	<b>187,464</b>
Other comprehensive income	(331,142)	(338,513)	2,327	--	72,110	--	(26,248)	20,633
Total comprehensive income	1,378,130	2,064,510	1,446,223	1,102,416	4,488,946	1,499,682	75,292	301,404
<b>Shareholders' equity</b>	<b>13,857,826</b>	<b>6,954,395</b>	<b>9,226,873</b>	<b>9,064,396</b>	<b>3,318,328</b>	<b>4,653,423</b>	<b>1,576,123</b>	<b>803,744</b>
Harmonization adjustments in accounting	(4,962)	(15,247)	--	--	(364,680)	(131,383)	(38,586)	--
<b>Adjusted shareholders' equity</b>	<b>13,852,864</b>	<b>6,939,148</b>	<b>9,226,873</b>	<b>9,064,396</b>	<b>2,953,648</b>	<b>4,522,040</b>	<b>1,537,537</b>	<b>803,744</b>
Ownership percentage	50,00%	74,99%	29,17%	30,00%	74,98%	49,99%	49,99%	66,77%
<b>Carrying amount of the investment</b>	<b>6,926,432</b>	<b>5,203,321</b>	<b>2,691,534</b>	<b>2,719,319</b>	<b>2,214,645</b>	<b>2,260,567</b>	<b>768,615</b>	<b>536,641</b>
Unrealized profit	--	--	--	(2,335,427)	--	--	(490,720)	--



In thousands of Reals, unless otherwise stated

Dec 31, 2023	Banco Votorantim S.A.	Brasileprev Seguros e Previdência S.A.	Cielo S.A.	Cateno Gestão de Contas de Pagamento S.A.	BB Mapfre Participações S.A.	Elo Participações Ltda.	UBS BB S.A.	Brasilcap S.A.
Current assets	58,613,530	378,684,860	106,002,209	1,909,830	11,864	1,023,780	333,733	9,387,969
Non-current assets	82,242,849	20,251,955	9,096,226	8,317,054	3,347,091	2,627,543	1,371,220	4,108,791
Current liabilities	94,068,118	55,376,466	99,481,192	1,187,231	170	563,008	204,122	11,484,438
Non-current liabilities	33,356,859	335,947,924	3,358,439	2,973	--	103,085	--	1,246,101
Contingent Liabilities	605,072	23,427	303,436	2,973	--	68,021	366	1,235,341
<b>Net income - 2023</b>	<b>1,150,561</b>	<b>2,374,258</b>	<b>2,086,838</b>	<b>1,271,100</b>	<b>3,887,688</b>	<b>1,757,753</b>	<b>67,658</b>	<b>268,33</b>
Harmonization adjustments in accounting and unrealized profit	(37,528)	12,291	(783)	--	(14,390)	(132,943)	--	--
<b>Adjusted net income - 2023</b>	<b>1,113,033</b>	<b>2,386,549</b>	<b>2,086,055</b>	<b>1,271,100</b>	<b>3,873,298</b>	<b>1,624,810</b>	<b>67,658</b>	<b>268,337</b>
Ownership percentage	50,00%	74,99%	28,86%	30,00%	74,99%	49,99%	49,99%	66,77%
<b>Equity income</b>	<b>556,516</b>	<b>1,789,793</b>	<b>601,858</b>	<b>381,330</b>	<b>2,904,586</b>	<b>812,242</b>	<b>33,822</b>	<b>179,162</b>
Other comprehensive income	143,070	852	1,374	--	106,757	--	(9,972)	58,000
Total comprehensive income	1,256,103	2,387,401	2,087,429	1,271,100	3,980,055	1,624,810	57,686	326,337
<b>Shareholders' equity</b>	<b>13,431,402</b>	<b>7,612,425</b>	<b>12,258,804</b>	<b>9,036,680</b>	<b>3,358,785</b>	<b>2,985,230</b>	<b>1,500,831</b>	<b>766,221</b>
Harmonization adjustments in accounting	--	(18,151)	--	--	(365,074)	(131,383)	--	--
<b>Adjusted shareholders' equity</b>	<b>13,431,402</b>	<b>7,594,274</b>	<b>12,258,804</b>	<b>9,036,680</b>	<b>2,993,711</b>	<b>2,853,847</b>	<b>1,500,831</b>	<b>766,221</b>
Ownership percentage	50,00%	74,99%	28,85%	30,00%	74,99%	49,99%	49,99%	66,77%
<b>Carrying amount of the investment</b>	<b>6,715,701</b>	<b>5,695,325</b>	<b>3,536,849</b>	<b>2,711,004</b>	<b>2,244,984</b>	<b>1,426,638</b>	<b>750,265</b>	<b>511,587</b>
Unrealized profit	(3,335)	--	--	(2,451,233)	--	--	(536,369)	--





In thousands of Reais, unless otherwise stated

## 15 - Property for use

	Banco do Brasil								
	Annual depreciation rate	Dec 31, 2023	2024			Dec 31, 2024			
		Book value	Changes	Depreciation	Incurring losses	Cost value	Accumulated depreciation	Impairment losses	Book value
Buildings	4 to 10%	3,479,056	851,782	(400,627)	(1,456)	10,087,568	(6,149,327)	(9,486)	3,928,755
Furniture and equipment	10 to 20%	2,285,768	319,919	(355,465)	(94)	4,679,671	(2,429,412)	(131)	2,250,128
Data processing systems	10 to 20%	2,302,020	1,274,863	(578,897)	--	7,047,255	(4,049,269)	--	2,997,986
Constructions in progress	--	1,115,425	227,761	--	--	1,343,186	--	--	1,343,186
Land	--	313,183	(3,210)	--	--	309,973	--	--	309,973
Communication and security equipment	10%	273,747	64,970	(50,823)	--	800,982	(508,033)	(5,055)	287,894
Facilities	10%	99,374	23,678	(20,012)	--	1,052,985	(949,945)	--	103,040
Vehicles	10%	1,084	5,719	(659)	--	14,106	(7,962)	--	6,144
Furniture and equipment in stock	--	805	(13)	--	--	792	--	--	792
<b>Total</b>		<b>9,870,462</b>	<b>2,765,469</b>	<b>(1,406,483)</b>	<b>(1,550)</b>	<b>25,336,518</b>	<b>(14,093,948)</b>	<b>(14,672)</b>	<b>11,227,898</b>

	Consolidated								
	Annual depreciation rate	Dec 31, 2023	2024			Dec 31, 2024			
		Book value	Changes	Depreciation	Incurring losses	Cost value	Accumulated depreciation	Impairment losses	Book value
Buildings	4 to 10%	3,489,871	858,579	(403,601)	(1,456)	10,131,231	(6,176,036)	(11,802)	3,943,393
Furniture and equipment	10 to 20%	2,403,407	365,691	(378,760)	(5,508)	4,932,420	(2,534,059)	(13,531)	2,384,830
Data processing systems	10 to 20%	2,362,738	1,335,380	(598,697)	--	7,243,094	(4,143,673)	--	3,099,421
Constructions in progress	--	1,116,084	230,118	--	--	1,346,202	--	--	1,346,202
Land	--	315,455	(3,208)	--	--	312,247	--	--	312,247
Communication and security equipment	10%	276,105	69,896	(51,865)	--	810,783	(511,593)	(5,054)	294,136
Facilities	10%	105,716	25,146	(20,886)	--	1,062,795	(952,819)	--	109,976
Vehicles	10%	2,112	7,672	(1,100)	--	17,372	(8,688)	--	8,684
Furniture and equipment in stock	--	805	(15)	--	--	790	--	--	790
<b>Total</b>		<b>10,072,293</b>	<b>2,889,259</b>	<b>(1,454,909)</b>	<b>(6,964)</b>	<b>25,856,934</b>	<b>(14,326,868)</b>	<b>(30,387)</b>	<b>11,499,679</b>



In thousands of Reais, unless otherwise stated

## 16 – Intangible

### a) Changes and breakdown

	Banco do Brasil			BB Consolidated				
	Rights to manage payroll	Software	Total	Rights to manage payroll	Software	Goodwill	Other intangible assets <sup>1</sup>	Total
Annual amortization rate	Contract	10%		Contract	10%	Technical study	Contract	
<b>Balances at Dec 31, 2023</b>	<b>6,020,093</b>	<b>4,742,513</b>	<b>10,762,606</b>	<b>6,020,093</b>	<b>4,765,920</b>	<b>13,257</b>	<b>1,509</b>	<b>10,800,779</b>
<b>Changes</b>								
Additions	1,240,021	1,785,174	3,025,195	1,240,021	1,793,560	--	--	3,033,581
Exchange fluctuation	--	9,361	9,361	--	15,312	107	5	15,424
Write offs	(174,670)	(85,128)	(259,798)	(174,670)	(89,520)	--	--	(264,190)
Amortization	(1,877,089)	(581,948)	(2,459,037)	(1,877,089)	(589,949)	(2,227)	--	(2,469,265)
(Allowance)/ reversal for losses	174,670	45,663	220,333	174,670	45,663	--	--	220,333
<b>Balances at Dec 31, 2024</b>	<b>5,383,025</b>	<b>5,915,635</b>	<b>11,298,660</b>	<b>5,383,025</b>	<b>5,940,986</b>	<b>11,137</b>	<b>1,514</b>	<b>11,336,662</b>
Cost value	10,170,442	10,591,357	20,761,799	10,170,442	10,706,670	413,953	1,514	21,292,579
Accumulated amortization	(4,689,318)	(4,648,948)	(9,338,266)	(4,689,318)	(4,738,910)	(372,925)	--	(9,801,153)
Impairment losses	(98,099)	(26,774)	(124,873)	(98,099)	(26,774)	(29,891)	--	(154,764)
<b>Estimate for amortization</b>	<b>5,383,025</b>	<b>5,915,635</b>	<b>11,298,660</b>	<b>5,383,025</b>	<b>5,940,986</b>	<b>11,137</b>	<b>--</b>	<b>11,335,148</b>
2025	1,812,050	591,564	2,403,614	1,812,050	594,099	2,164	--	2,408,313
2026	1,700,980	591,564	2,292,544	1,700,980	594,099	2,164	--	2,297,243
2027	1,366,841	591,564	1,958,405	1,366,841	594,099	2,027	--	1,962,967
2028	285,375	591,564	876,939	285,375	594,099	1,834	--	881,308
After 2028	217,779	3,549,379	3,767,158	217,779	3,564,590	2,948	--	3,785,317

1 - Includes the value related to the intangible asset with an undefined useful life.



## b) Goodwill impairment test

The recoverable amount of goodwill based on expected future profitability is determined by the value in use, which is the discounted value of the cash flow projections of the invested entity (cash-generating unit). For the evaluation of the banks, the free cash flow for shareholders discounted by the cost of equity capital calculated for each institution was used.

Assumptions used to project these cash flows are based on public information, budgets and/or business plans of the purchased entities. These assumptions consider current and past performance, as well as expected market and macroeconomic growth.

The cash flow of the entity below was actively projected for five years and considered perpetual from the last period with fixed growth rates. For the periods that exceed the terms of the budget or business plan, the growth estimates are in line with those adopted by the entity. The nominal discount rate is determined annually based on the CAPM (Capital Asset Pricing Model) adjusted for the market and the currency of each country.

Entity (cash-generating unit)	Growth rate p.a. <sup>1</sup>	Discount rate p.a. <sup>2</sup>
Banco Patagonia	8.00 %	35.81 %

1 - Nominal growth in perpetuity.

2 - Geometric average used in economic evaluations.

According to the sensitivity analysis performed, there is no indication that changes in the assumptions would cause the book value of the cash-generating units to exceed the recoverable amount.

In the periods presented, there was no impairment loss on goodwill based on expected future profitability.



In thousands of Reais, unless otherwise stated

## 17 – Customers resources

### a) Deposits

	Banco do Brasil		Consolidated	
	Dec 31, 2024	Dec 31, 2023	Dec 31, 2024	Dec 31, 2023
<b>Demand deposits</b>	<b>98,348,410</b>	<b>101,695,288</b>	<b>107,706,845</b>	<b>109,118,616</b>
Individuals	47,109,767	48,001,363	52,812,219	53,343,821
Corporations	39,559,878	38,925,282	43,159,244	41,080,260
Restricted <sup>1</sup>	7,240,571	8,376,887	7,405,572	8,433,601
Associated	521,046	293,465	508,407	279,027
Government	2,349,537	4,344,803	2,349,537	4,344,804
Foreign currency	440,776	442,501	440,776	442,501
Financial system institutions	781,889	887,400	692,126	779,095
National Treasury Special	43,386	51,421	43,386	51,421
Domiciled abroad	209,166	204,279	203,183	196,199
Other	92,394	167,887	92,395	167,887
<b>Savings deposits</b>	<b>218,362,609</b>	<b>206,915,086</b>	<b>218,362,609</b>	<b>206,915,086</b>
Individuals	210,342,992	198,855,934	210,342,992	198,855,934
Corporations	7,701,309	7,661,137	7,701,309	7,661,137
Associated	303,573	383,242	303,573	383,242
Financial system institutions	14,735	14,773	14,735	14,773
<b>Time deposits</b>	<b>516,384,787</b>	<b>478,689,476</b>	<b>547,447,414</b>	<b>495,670,482</b>
Judicial	247,677,972	272,216,976	247,815,305	272,294,475
National currency	237,343,964	181,662,633	237,343,964	181,696,742
Foreign currency	19,105,474	13,876,982	50,030,768	30,746,380
Special Regime <sup>2</sup>	7,015,731	6,086,206	7,015,731	6,086,206
Third party collaterals <sup>3</sup>	3,095,034	2,692,631	3,095,034	2,692,631
Fundo de Amparo ao Trabalhador - FAT (Note 17.d)	275,055	330,405	275,055	330,405
Funproger (Note 17.e)	709,342	653,690	709,342	653,690
Other	1,162,215	1,169,953	1,162,215	1,169,953
<b>Other deposits</b>	<b>193,823</b>	<b>239,619</b>	<b>193,823</b>	<b>239,619</b>
<b>Total</b>	<b>833,289,629</b>	<b>787,539,469</b>	<b>873,710,691</b>	<b>811,943,803</b>
Current liabilities	632,461,045	627,183,127	672,108,972	650,934,045
Non-current liabilities	200,828,584	160,356,342	201,601,719	161,009,758

1 - Includes the amount of R\$ 1,880,151 thousand (R\$ 3,364,361 thousand as of December 31, 2023) relating to DAF resources - Demonstrativos da Distribuição de Arrecadação Federal e Ordens Bancárias do Tesouro.

2 - Special deposits for the Justice Courts, to comply with the Constitutional Transitory Acts pursuant to Constitutional Amendment No. 99/2017.

3 - Cooperation agreements made between the Court houses or councils to attend Brazilian Justice National Council Resolution No. 98/2009.

### b) Segregation of deposits by repayment date

	Banco do Brasil						Dec 31, 2024	Dec 31, 2023
	Without maturity	up to 90 days	from 91 to 360 days	1 to 3 years	3 to 5 years			
Time deposits <sup>1</sup>	241,097,068	29,216,213	45,242,922	119,840,792	80,987,792	516,384,787	478,689,476	
Savings deposits	218,362,609	--	--	--	--	218,362,609	206,915,086	
Demand deposits	98,348,410	--	--	--	--	98,348,410	101,695,288	
Other deposits	193,823	--	--	--	--	193,823	239,619	
<b>Total</b>	<b>558,001,910</b>	<b>29,216,213</b>	<b>45,242,922</b>	<b>119,840,792</b>	<b>80,987,792</b>	<b>833,289,629</b>	<b>787,539,469</b>	

1 - Includes the amount of R\$ 143,735,351 thousand (R\$ 114,634,355 thousand as of December 31, 2023), of time deposits with early repurchase clause (liquidity commitment), classified based on the contractual maturity dates.

	Consolidated						Dec 31, 2024	Dec 31, 2023
	Without maturity	up to 90 days	from 91 to 360 days	1 to 3 years	3 to 5 years			
Time deposits <sup>1</sup>	241,097,068	55,288,177	49,460,448	120,336,829	81,264,890	547,447,412	495,670,482	
Savings deposits	218,362,609	--	--	--	1	218,362,610	206,915,086	
Demand deposits	107,706,846	--	--	--	--	107,706,846	109,118,616	
Other deposits	193,823	--	--	--	--	193,823	239,619	
<b>Total</b>	<b>567,360,346</b>	<b>55,288,177</b>	<b>49,460,448</b>	<b>120,336,829</b>	<b>81,264,891</b>	<b>873,710,691</b>	<b>811,943,803</b>	

1 - Includes the amount of R\$ 143,735,351 thousand (R\$ 114,634,355 thousand as of December 31, 2023), of time deposits with early repurchase clause (liquidity commitment), classified based on the contractual maturity dates.



In thousands of Reais, unless otherwise stated

### c) Expenses with customers resources

	Banco do Brasil			Consolidated		
	2nd half/2024	2024	2023	2nd half/2024	2024	2023
Savings deposits	(7,214,950)	(13,863,458)	(15,304,786)	(7,214,950)	(13,863,458)	(15,304,786)
Time deposits	(19,814,821)	(38,444,396)	(39,311,939)	(21,981,960)	(43,248,880)	(50,971,662)
Judicial	(11,323,167)	(22,500,475)	(22,980,045)	(11,324,792)	(22,504,034)	(22,989,849)
Other	(8,491,654)	(15,943,921)	(16,331,894)	(10,657,168)	(20,744,846)	(27,981,813)
<b>Total</b>	<b>(27,029,771)</b>	<b>(52,307,854)</b>	<b>(54,616,725)</b>	<b>(29,196,910)</b>	<b>(57,112,338)</b>	<b>(66,276,448)</b>

### d) Workers Assistance Fund (FAT)

	Resolution /TADE <sup>1</sup>	Repayment of FAT Funds		Dec 31, 2024			Dec 31, 2023		
		Type <sup>2</sup>	Initial date	Available TMS <sup>3</sup>	Invested TJLP and TLP <sup>4</sup>	Total	Available TMS <sup>3</sup>	Invested TJLP and TLP <sup>4</sup>	Total
<b>Proger Rural and Pronaf</b>				<b>8</b>	<b>13</b>	<b>21</b>	<b>4</b>	<b>75</b>	<b>79</b>
Pronaf Custeio	04/2005	RA	11/2005	4	13	17	3	69	72
Pronaf Investimento	05/2005	RA	11/2005	4	--	4	1	6	7
<b>Proger Urbano</b>				<b>13,212</b>	<b>251,557</b>	<b>264,769</b>	<b>43,930</b>	<b>266,593</b>	<b>310,523</b>
Urbano Investimento	18/2005	RA	11/2005	13,212	251,557	264,769	43,629	266,353	309,982
Urbano Capital de Giro 2020	01/2020	RA	04/2020	--	--	--	301	240	541
<b>Other</b>				<b>2,152</b>	<b>8,112</b>	<b>10,265</b>	<b>4,029</b>	<b>15,774</b>	<b>19,803</b>
FAT Taxista	02/2009	RA	09/2009	2,152	8,112	10,265	4,029	15,774	19,803
<b>Total</b>				<b>15,372</b>	<b>259,682</b>	<b>275,055</b>	<b>47,963</b>	<b>282,442</b>	<b>330,405</b>

1 - TADE - Allocation Term of Special Deposits.

2 - RA - Automatic Return (monthly, 2% of the total balance).

3 - Funds remunerated by the Taxa Média Selic (average selic rate - TMS).

4 - Funds remunerated by Long-term interest rate (TJLP) for resources released until Dec 31, 2017 and Long-Term Rate (TLP) for those released as of Jan 1st, 2018.

FAT is a special accounting and financial fund, established by Law 7,998/1990, associated with the Ministério do Trabalho e Emprego (Ministry of Labor and Employment) and managed by the Executive Council of the Fundo de Amparo ao Trabalhador (Fund for Workers' Assistance) – Codefat. Codefat is a collective, tripartite, equal level organization, composed of representatives of workers, employers and government, who acts as manager of the FAT.

The main actions to promote employment using FAT funds are structured around the Employment and Earnings Generating Program (Proger), which resources are invested through special deposits, established by Law 8,352/1991, in official federal financial institutions. These programs include, among others, the urban Proger program (Investment and Working Capital), Popular Entrepreneur, the National Program for Strengthening Family Farming – Pronaf, in addition to special lines such as FAT Taxista, FAT Turismo Investimento and FAT Turismo Capital de Giro.

The FAT special deposits invested in Banco do Brasil are daily accrued the Average Selic Rate (TMS), when not lent out. As they are invested in the financing, they will be remunerated by the Long Term Rate (TLP) as of January 1, 2018 and TJLP (Long Term Interest Rate) for funds released through December 31, 2017, until maturity. The accruals are paid to FAT on a monthly basis, as established in Codefat Resolutions 439/2005, 489/2006 and 801/2017.

### e) Endorsement fund for the generation of employment and income (Funproger)

The Endorsement fund for the generation of employment and income (Funproger) is a special accounting fund established on November 23, 1999 by Law 9,872/1999, amended by Law 10,360/2001 and by Law 11,110/2005 and regulated by Codefat Resolution 409/2004, and its amendments. It is managed by Banco do Brasil under the supervision of Codefat/MTE and the balance at December 31, 2020 is R\$ 485,872 thousand.

The objective of Funproger is to provide endorsement to entrepreneurs who do not have the necessary guarantees to contract financing by Proger Urbano and Programa Nacional de Microcrédito Produtivo Orientado, through the payment of a commission. The Funproger equity where incorporated from the spread between TMS and TJLP accrued over FAT special deposits. Other sources of funds are the operations accruals and the income paid by Banco do Brasil, the fund manager.



In thousands of Reais, unless otherwise stated

## 18 – Financial institutions resources

### a) Breakdown

	Banco do Brasil		Consolidated	
	Dec 31, 2024	Dec 31, 2023	Dec 31, 2024	Dec 31, 2023
Securities sold under repurchase agreements (Note 18.b)	642,161,128	589,803,028	617,780,080	565,293,587
Borrowings and onlendings (Note 18.c)	80,659,864	118,471,195	80,853,482	62,038,075
Interbank deposits	31,010,059	24,249,941	25,283,067	23,726,731
Liabilities for operations linked to assignments	107,698	132,331	107,698	132,331
<b>Total</b>	<b>753,938,749</b>	<b>732,656,495</b>	<b>724,024,327</b>	<b>651,190,724</b>
Current liabilities	699,781,920	658,582,771	675,786,099	615,311,496
Non-current liabilities	54,156,829	74,073,724	48,238,228	35,879,228

### b) Securities sold under repurchase agreements

	Banco do Brasil		Consolidated	
	Dec 31, 2024	Dec 31, 2023	Dec 31, 2024	Dec 31, 2023
<b>Own portfolio</b>	<b>321,634,866</b>	<b>291,328,264</b>	<b>297,253,818</b>	<b>267,295,119</b>
Treasury financial bills	287,355,037	270,739,667	268,078,293	250,702,691
Private securities	24,484,282	7,447,800	24,484,282	7,447,800
Securities abroad	9,795,538	7,957,482	4,691,234	3,961,313
National Treasury bills	9	3,725,483	9	3,725,483
National Treasury notes	--	1,457,832	--	1,457,832
<b>Third-party portfolio</b>	<b>320,526,262</b>	<b>298,474,764</b>	<b>320,526,262</b>	<b>297,998,468</b>
National Treasury notes	198,315,177	273,346,591	198,315,177	272,870,295
National Treasury bills	62,007,710	25,128,173	62,007,710	25,128,173
Treasury financial bills	60,203,375	--	60,203,375	--
<b>Total</b>	<b>642,161,128</b>	<b>589,803,028</b>	<b>617,780,080</b>	<b>565,293,587</b>
Current liabilities	621,833,407	569,771,945	602,556,662	549,258,673
Non-current liabilities	20,327,721	20,031,083	15,223,418	16,034,914

### c) Borrowings and onlendings

#### Obligations for loans abroad

	Banco do Brasil						Dec 31, 2024	Dec 31, 2023
	up to 90 days	from 91 to 360 days	from 1 to 3 years	from 3 to 5 years	over 5 years			
Borrowings from BB Group companies	99,873	37,884	684,162	--	--	821,919	32,377,814	
Borrowings from bankers	6,517,096	14,543,991	6,009,502	7,692,201	--	34,762,790	19,590,802	
Imports	21	21,173	37,989	226,509	46	285,738	443,818	
Exports	--	--	--	--	--	--	36,478	
<b>Total</b>	<b>6,616,990</b>	<b>14,603,048</b>	<b>6,731,653</b>	<b>7,918,710</b>	<b>46</b>	<b>35,870,447</b>	<b>52,448,912</b>	
Current liabilities						21,220,038	30,154,435	
Non-current liabilities						14,650,409	22,294,477	

	Consolidated						Dec 31, 2024	Dec 31, 2023
	up to 90 days	from 91 to 360 days	from 1 to 3 years	from 3 to 5 years	over 5 years			
Borrowings from bankers	6,790,747	14,601,715	6,693,664	7,692,201	--	35,778,327	19,966,423	
Imports	21	21,173	37,989	226,509	46	285,738	443,818	
Exports	--	--	--	--	--	--	36,478	
<b>Total</b>	<b>6,790,768</b>	<b>14,622,888</b>	<b>6,731,653</b>	<b>7,918,710</b>	<b>46</b>	<b>36,064,065</b>	<b>20,446,719</b>	
Current liabilities						21,413,656	14,326,330	
Non-current liabilities						14,650,409	6,120,389	



In thousands of Reais, unless otherwise stated

## Onlendings

### Domestic – official institutions

Programs	Financial charges p.a.	Banco do Brasil		Consolidado	
		Dec 31, 2024	Dec 31, 2023	Dec 31, 2024	Dec 31, 2023
<b>National Treasury - rural credits resources</b>		<b>82,934</b>	<b>139,309</b>	<b>82,934</b>	<b>139,309</b>
Pronaf	TMS (if available) or Fixed 0.50% to 8.00% (if applied)	6,903	7,293	6,903	7,293
Cacau (cocoa)		--	108,125	--	108,125
Recoop	Fixed 5.75% to 8.25% or IGP-DI + 1.00% or IGP-DI + 2.00%	9,845	9,845	9,845	9,845
Other		65,953	14,046	65,953	14,046
Outros Fundos e Programas		233	--	233	--
<b>BNDES</b>	<b>Fixed 0.50% to 8.12% TJLP 0.50% to 5.00% IPCA 4.20% IPCA TLP 1.99% to 3.20% Selic + 2.08% FX Variation + 1.70% to 1.80% TFBD 0,95% a 6,25%</b>	<b>13,420,673</b>	<b>11,894,921</b>	<b>13,420,673</b>	<b>11,894,921</b>
<b>Caixa Econômica Federal</b>	<b>Fixed 4.85% (average)</b>	<b>26,080,370</b>	<b>26,978,628</b>	<b>26,080,370</b>	<b>26,978,628</b>
<b>Finame</b>	<b>Fixed 0.70% to 10.72% TJLP + 0.90% to 1.60% Selic + 0.95% to 1.34% TFBD + 0.95% a 6.47% TJLP + 2,10%</b>	<b>4,754,354</b>	<b>2,221,148</b>	<b>4,754,354</b>	<b>2,221,148</b>
<b>Other official institutions</b>		<b>451,086</b>	<b>357,350</b>	<b>451,086</b>	<b>357,350</b>
Funcafé	TMS (if available) Fixed 11.00% Funding 8.00%	451,058	357,324	451,058	357,324
Other		28	26	28	26
<b>Total</b>		<b>44,789,417</b>	<b>41,591,356</b>	<b>44,789,417</b>	<b>41,591,356</b>
Current liabilities		29,249,636	30,176,070	29,249,636	30,176,070
Non-current liabilities		15,539,781	11,415,286	15,539,781	11,415,286

### Overseas

	Banco do Brasil		Consolidated	
	Dec 31, 2024	Dec 31, 2023	Dec 31, 2024	Dec 31, 2023
Funds obtained under the terms of Resolution CMN 278/2022	--	24,430,927	--	--
<b>Total</b>	<b>--</b>	<b>24,430,927</b>	<b>--</b>	<b>--</b>
Current liabilities	--	6,533,582	--	--
Non-current liabilities	--	17,897,345	--	--



In thousands of Reais, unless otherwise stated

**d) Expenses from financial institutions resources**

	Banco do Brasil			Consolidated		
	2nd half/2024	2024	2023	2nd half/2024	2024	2023
<b>Securities sold under repurchase agreements</b>	<b>(37,908,888)</b>	<b>(73,449,773)</b>	<b>(81,649,009)</b>	<b>(36,807,827)</b>	<b>(71,238,117)</b>	<b>(79,516,275)</b>
Third-party portfolio	(22,791,848)	(44,708,301)	(55,249,692)	(22,569,382)	(44,238,531)	(54,965,599)
Own portfolio	(15,117,040)	(28,741,472)	(26,399,317)	(14,238,445)	(26,999,586)	(24,550,676)
<b>Interbank deposits <sup>1</sup></b>	<b>(1,788,824)</b>	<b>(2,613,217)</b>	<b>(678,236)</b>	<b>(1,527,430)</b>	<b>(3,896,836)</b>	<b>1,471,261</b>
<b>Borrowings <sup>1</sup></b>	<b>(8,908,161)</b>	<b>(16,311,306)</b>	<b>(13,284)</b>	<b>(8,938,178)</b>	<b>(15,991,431)</b>	<b>2,035,993</b>
<b>Onlendings</b>	<b>(4,757,363)</b>	<b>(11,107,392)</b>	<b>(3,706,175)</b>	<b>(4,731,738)</b>	<b>(9,870,781)</b>	<b>(1,231,132)</b>
Overseas <sup>1</sup>	(3,305,539)	(8,268,313)	(819,327)	(3,279,914)	(7,031,702)	1,655,716
Caixa Econômica Federal	(784,019)	(1,551,412)	(1,829,354)	(784,019)	(1,551,412)	(1,829,354)
BNDES	(336,246)	(760,340)	(854,887)	(336,246)	(760,340)	(854,887)
Finame	(217,691)	(366,543)	(94,585)	(217,691)	(366,543)	(94,585)
National Treasury	(63,522)	(69,822)	(10,564)	(63,522)	(69,822)	(10,564)
Other	(50,346)	(90,962)	(97,458)	(50,346)	(90,962)	(97,458)
<b>Foreign exchange profit/(loss) on overseas investments <sup>2</sup></b>	<b>1,862,367</b>	<b>3,791,532</b>	<b>(930,961)</b>	<b>2,131,409</b>	<b>4,367,994</b>	<b>(1,083,352)</b>
<b>Total</b>	<b>(51,500,869)</b>	<b>(99,690,156)</b>	<b>(86,977,665)</b>	<b>(49,873,764)</b>	<b>(96,629,171)</b>	<b>(78,323,505)</b>

1 - The credit balances presented arise from the negative exchange variation of the period (the appreciation of the Real against the Dollar).

2 - Foreign exchange on assets and liabilities of branches and subsidiaries abroad, reclassified to expenses with funds from financial institutions aiming to hedge foreign exchange variation on financial liability instruments contracted to protect the Bank's net income over exchange rate fluctuations.





In thousands of Reais, unless otherwise stated

## 19 - Resources from issuance of debt securities

### a) Breakdown

	Banco do Brasil		Consolidated	
	Dec 31, 2024	Dec 31, 2023	Dec 31, 2024	Dec 31, 2023
Funds from issuance of securities (Nota 19.b)	274,936,281	236,863,387	286,024,658	245,832,383
Subordinated debt abroad (Nota 19.c)	44,640,586	44,423,924	39,540,586	38,323,924
<b>Total</b>	<b>319,576,867</b>	<b>281,287,311</b>	<b>325,565,244</b>	<b>284,156,307</b>
Current liabilities	138,546,640	117,993,784	139,826,660	117,993,784
Non-current liabilities	181,030,227	163,293,527	185,738,584	166,162,523



In thousands of Reais, unless otherwise stated

## b) Funds from issuance of securities

Funding	Currency	Issued value	Remuneration p.a.	Issue date	Maturity	Dec 31, 2024	Dec 31, 2023
<b>Banco do Brasil</b>						<b>274,936,281</b>	<b>236,863,387</b>
<b>Global Medium - Term Notes Program <sup>1</sup></b>						<b>25,495,427</b>	<b>20,331,168</b>
	USD	1,000,000	4.63%	2017	2025	6,324,118	4,939,435
	BRL	293,085	10.15%	2017	2027	269,435	307,604
	USD	740,000	4.75%	2019	2024	--	3,630,032
	COP	160,000,000	8.51%	2018	2025	225,639	199,944
	BRL	398,000	9.50%	2019	2026	378,753	404,600
	MXN	1,900,000	8.50%	2019	2026	578,202	550,329
	COP	520,000,000	6.50%	2019	2027	686,179	627,883
	USD	750,000	3.25%	2021	2026	4,582,721	3,579,794
	USD	500,000	4.88%	2022	2029	3,155,869	2,465,089
	USD	750,000	6.25%	2023	2030	4,648,744	3,626,458
	USD	750,000	6.00%	2024	2031	4,645,767	--
<b>Certificates of deposits <sup>2</sup></b>						<b>8,097,344</b>	<b>8,309,565</b>
Short term			0.00% to 6.57%			7,615,959	7,239,820
Long term			3.39% to 16.25%		2027	481,385	1,069,745
<b>Certificates of structured operations</b>						<b>226,383</b>	<b>96,929</b>
Short term			9.65% a 14.33% DI		2025	223,750	95,610
Long term			9.53% a 15.77% DI		2026	2,633	1,319
<b>Letters of credit - real estate</b>						<b>14,706,576</b>	<b>14,760,631</b>
Short term			69.00% a 97.50% DI 100% da TR + 7.71%		2025	2,963,066	3,151,480
Long term					2027	11,743,510	11,609,151
<b>Letters of credit agribusiness</b>						<b>206,142,331</b>	<b>183,753,790</b>
Short term			10.87% a 100.00% DI Pré 8.88% to 13.47%		2025	116,401,339	83,106,694
Long term					2027	89,740,992	100,647,096
<b>Financial letters</b>						<b>20,268,220</b>	<b>9,611,304</b>
Curto prazo			100.00% do DI + 0.55% to 0.85%		2025	4,573,283	5,104,859
Long term					2026	15,694,937	4,506,445
<b>Banco Patagonia</b>						<b>62,443</b>	<b>--</b>
	ARS	937,500	Badlar + 4.50%	2024	2025	5,905	--
	ARS	8,955,224	Badlar + 6.50%	2024	2025	56,538	--
<b>Special purpose entities SPE abroad <sup>3</sup></b>						<b>11,063,365</b>	<b>9,009,049</b>
<b>Securitization of future flow of payment orders from abroad <sup>3</sup></b>							
	USD	200,000	3.70%	2019	2026	372,044	480,527
	USD	750,000	Sofr 3m + 2.75%	2022/2023	2029	4,641,057	3,628,138
	USD	150,000	6.65%	2022	2032	928,156	725,317
	USD	200,000	Sofr 3m + 1.46%	2019	2024	--	165,292
<b>Structured notes <sup>3</sup></b>							
	USD	500,000	Sofr 6m + 2.93%	2014/2015	2034	3,134,059	2,454,389
	USD	320,000	Sofr 6m + 3.63%	2015	2030	1,988,049	1,555,386
<b>Eliminated amount on consolidation <sup>4</sup></b>						<b>(37,431)</b>	<b>(40,053)</b>
<b>Total</b>						<b>286,024,658</b>	<b>245,832,383</b>
Current liabilities						139,629,550	102,880,182
Non-current liabilities						146,395,108	142,952,201

1 - In September 2021, there was an exchange of securities with the repurchase of "Senior Notes" and an issue included in the "Global Medium - Term Notes" Program. The Issues are presented by their outstanding value since partial repurchases occurred.

2-Securities issued abroad in USD.

3-Information about SPEs may be found in Note 2.e.

4-Refers to securities issued by Banco do Brasil Conglomerate, which are in possession of overseas subsidiaries/entities.



In thousands of Reais, unless otherwise stated

## c) Subordinated debt abroad

Borrowings	Currency	Issued value <sup>1</sup>	Remuneration p.a.	Issue date	Maturity	Dec 31, 2024	Dec 31, 2023
<b>FCO - Resources from Fundo Constitucional do Centro-Oeste <sup>2</sup></b>						<b>14,668,449</b>	<b>17,602,139</b>
<b>Subordinated letters of credit</b>						<b>13,787,795</b>	<b>5,399,804</b>
		20,000	100% of CDI + 2.75%	2021	Perpetual	21,039	21,148
		2,328,600	100% of CDI + 2.60%	2022	Perpetual	2,415,629	2,421,774
		199,800	100% of CDI + 2.50%	2023	Perpetual	213,059	214,855
		1,983,200	100% of CDI + 2.25%	2023	Perpetual	2,734,367	2,742,027
		2,750,700	100% of CDI + 1.90%	2024	Perpetual	3,058,793	--
		4,775,100	100% do CDI + 1,20%	2024	Perpetual	5,344,908	--
<b>Perpetual bonds</b>						<b>16,184,342</b>	<b>21,421,981</b>
	USD	1,723,600	8.75%	2013	Perpétuo	10,870,158	8,453,290
	USD	1,371,338	9.00%	2014	Perpétuo	--	6,660,312
	BRL	5,100,000	5.50% <sup>3</sup>	2012	Perpétuo	5,314,184	6,308,379
<b>Total Banco do Brasil</b>						<b>44,640,586</b>	<b>44,423,924</b>
Total reclassified to shareholders' equity (Note 23.c)						(5,100,000)	(6,100,000)
<b>Total BB Consolidated</b>						<b>39,540,586</b>	<b>38,323,924</b>
Current liabilities						197,110	15,113,602
Non-current liabilities						39,343,476	23,210,322

1 - Refers in funding in US dollars, the outstanding value, as occurred partial repurchases of these instruments.

2 - Compõem o nível II do Patrimônio de Referência (PR).

3 - Since August 28, 2014, the remuneration is fully variable (Note 23.c).

The amount of R\$ 23,668,002 thousand of the perpetual bonds and subordinated letters of perpetual is included in the Referential Equity (R\$ 20,074,697 thousand as of December 31, 2023), as supplementary capital, see PR calculation table presented in Note 30.c.

In June 2024, the Bank exercised the redemption option for the bonds issued in 2014.

The bonds issued in January 2013 of USD 2,000,000 thousand (outstanding value USD 1,723,600 thousand), had their terms and conditions modified on September 27, 2013, in order to adjust them to the rules of Bacen, which regulates the implementation of Basel III in Brazil. The changes were effective from October 1, 2013, when the instruments were submitted to Bacen to obtain authorization to be included in the Supplementary Capital (Tier I) of the Bank. The authorization was granted on October 30, 2013.

In April 2024, bonds issued in January 2013 had their interest rate reset in accordance with North American Treasury bonds due to the non-exercise of the redemption option.

If the Bank does not exercise the redemption option in April 2034 for the bonds issued in 2013, the rate of bond interest is adjusted on that date and every 10 years according to the 10-year North American Treasury bonds at the time plus the initial credit spread. The bonds have the following options of redemption, subject to prior authorization of Bacen:

- (i) the Bank may, at its option, redeem the bonds in whole but not in part in April 2034, and on each subsequent, semi-annual interest payment date, at the base redemption price;
- (ii) the Bank may, at its option, redeem the bonds in whole, but not in part, after five years from the date of issue, as long as it is before April 2034, as a result of a tax event, at the base redemption price;
- (iii) the Bank may, at its option, redeem the bonds in whole but not in part, after five years from the date of issue, as long as it is before in April 2034, on the occurrence of a regulatory event, at the higher value between the base redemption price and the Make-whole amount;



The bonds issued in January 2013 determine that the Bank suspend the semi-annual payments of interest and/or accessories on those securities issued (which will not be due or accrued) if:

- (i) distributable income for the period is not sufficient for making the payment (discretionary condition of the Bank);
- (ii) the Bank does not comply, or the payment of such charges does not allow the Bank to comply with the levels of capital adequacy, operating limits, or its financial indicators are under the minimum level required by Brazilian regulations applicable to banks;
- (iii) Bacen or the regulatory authorities determine the suspension of payment of such charges;
- (iv) any event of insolvency or bankruptcy occurs; or
- (v) a default occurs.

According to Basel III rules, the bonds issued in January 2013 have mechanisms of loss absorption. Moreover, if the item (i) occurs, the payment of dividends by Bank to its shareholders will be limited to the minimum required determined by applicable law until the semi-annual interest payments and / or accessories on those titles have been resumed in full. Finally, these bonds will expire permanently and at the minimum value corresponding to the balance recorded in the Tier I capital of the Bank if:

- (i) the main capital of the Bank is less than 5.125% of the amount of risk-weighted assets (RWA);
- (ii) the decision to make a capital injection from the public sector or an equivalent capital contribution to the Bank is taken, in order to maintain the bank's viability;
- (iii) the Central Bank, on a discretionary assessment regulated by the CMN, sets out, in writing, the expiration of the bonds to enable the continuity of the Bank.



In thousands of Reais, unless otherwise stated

**d) Expenses from issuance of debt securities**

	Banco do Brasil			Consolidated		
	2nd half/2024	2024	2023	2nd half/2024	2024	2023
<b>Funds from acceptance and issuance of securities</b>	<b>(12,024,721)</b>	<b>(22,426,189)</b>	<b>(22,097,027)</b>	<b>(12,441,052)</b>	<b>(23,354,065)</b>	<b>(23,019,207)</b>
Letters of credit – agribusiness	(9,619,065)	(18,598,032)	(17,928,559)	(9,619,065)	(18,598,032)	(17,928,559)
Securities issued abroad	(1,206,530)	(1,545,730)	(1,519,859)	(1,622,861)	(2,473,606)	(2,442,039)
Letters of credit – real estate	(635,136)	(1,259,475)	(1,393,776)	(635,136)	(1,259,475)	(1,393,776)
Financial Bills	(552,027)	(997,550)	(1,251,105)	(552,027)	(997,550)	(1,251,105)
Certificates of structured operations	(11,963)	(25,402)	(3,728)	(11,963)	(25,402)	(3,728)
<b>Subordinated debt abroad</b>	<b>(1,129,473)</b>	<b>(2,347,859)</b>	<b>(2,214,408)</b>	<b>(1,129,473)</b>	<b>(2,219,195)</b>	<b>(2,006,029)</b>
Perpetual bonds and letters of credit	(1,129,473)	(2,347,859)	(2,202,815)	(1,129,473)	(2,219,195)	(1,994,436)
Other	--	--	(11,593)	--	--	(11,593)
<b>Total</b>	<b>(13,154,194)</b>	<b>(24,774,048)</b>	<b>(24,311,435)</b>	<b>(13,570,525)</b>	<b>(25,573,260)</b>	<b>(25,025,236)</b>



In thousands of Reais, unless otherwise stated

## 20 – Other liabilities

### a) Breakdown

	Banco do Brasil		Consolidated	
	Dec 31, 2024	Dec 31, 2023	Dec 31, 2024	Dec 31, 2023
<b>Other financial liabilities</b>	<b>217,073,098</b>	<b>165,201,154</b>	<b>213,524,918</b>	<b>161,864,745</b>
Foreign exchange portfolio (Note 13.d)	96,285,145	59,197,426	96,408,744	59,252,076
Financial and development funds (Note 20.b)	53,422,534	42,423,047	53,422,534	42,423,047
Credit/debit card operations	52,120,483	49,899,892	53,240,177	50,252,583
Securities trading	6,111,091	5,124,571	1,319,617	1,380,820
Other	9,133,845	8,556,218	9,133,846	8,556,219
Current liabilities	151,348,466	105,481,200	152,219,076	106,580,679
Non-current liabilities	65,724,632	59,719,954	61,305,842	55,284,066
<b>Other non-financial liabilities</b>	<b>33,401,984</b>	<b>34,533,093</b>	<b>43,964,934</b>	<b>41,961,430</b>
Actuarial liabilities (Note 29.e)	10,006,690	13,586,739	10,006,690	13,586,739
Sundry creditors	10,280,643	8,535,121	11,298,792	9,130,795
Billing and collection of taxes and contributions	405,832	572,003	418,546	586,546
Unearned commissions	--	--	6,064,285	4,687,622
Third party payment obligations	4,555,542	4,193,750	4,555,543	4,193,751
Shareholders and statutory distributions	5,140,710	4,712,983	6,558,380	5,535,437
Unearned revenues	43,679	48,993	1,982,330	1,282,524
Liabilities for official agreements	1,192,596	1,003,031	1,192,596	1,003,031
Other	1,776,292	1,880,473	1,887,772	1,954,985
Current liabilities	33,283,639	34,446,839	38,890,939	38,208,212
Non-current liabilities	118,345	86,254	5,073,995	3,753,218

### b) Financial and development funds

	Banco do Brasil		Consolidated	
	Dec 31, 2024	Dec 31, 2023	Dec 31, 2024	Dec 31, 2023
Fundo Constitucional do Centro Oeste - FCO <sup>1</sup>	39,574,279	31,542,412	39,574,279	31,542,412
Marinha Mercante	6,001,738	5,118,286	6,001,738	5,118,286
Fundo de Desenvolvimento do Nordeste - FDNE	5,171,749	4,314,441	5,171,749	4,314,441
Fundo de Desenvolvimento da Amazônia - FDA	1,794,345	1,008,722	1,794,345	1,008,722
Fundo de Desenvolvimento do Centro Oeste - FDCO	497,897	176,322	497,897	176,322
Funds from Governo do Estado de São Paulo	97,379	88,307	97,379	88,307
Pasep	15,399	76,983	15,399	76,983
Other	269,748	97,574	269,748	97,574
<b>Total</b>	<b>53,422,534</b>	<b>42,423,047</b>	<b>53,422,534</b>	<b>42,423,047</b>
Current liabilities	6,328,321	5,518,086	6,328,321	5,518,086
Non-current liabilities	47,094,213	36,904,961	47,094,213	36,904,961

1 - CMN Resolution 4,955/2021 limited FCO resources to be considered as tier II of the Referential Equity – RE (Note 30.c), thus the amount disclosed refers to what exceed this value. The amount of R\$ 39,101,835 thousand refers to funds applied (remunerated at the rates on the loans funded with these amounts less the del credere of the financial institution, according to article 9 of Law 7,827/1989) and R\$ 472,444 thousand refers resources available (remunerated based on extra-market rate announced by the Bacen, according to article 9 of Law 7,827/1989).



In thousands of Reais, unless otherwise stated

**c) Other funding expenses**

	Banco do Brasil			Consolidated		
	2nd half/2024	2024	2023	2nd half/2024	2024	2023
Financial and development funds	(1,251,109)	(2,509,202)	(441,137)	(1,251,109)	(2,509,202)	(441,137)
Other	(542,797)	(1,100,736)	(1,009,670)	(457,277)	(886,552)	(801,317)
<b>Total</b>	<b>(1,793,906)</b>	<b>(3,609,938)</b>	<b>(1,450,807)</b>	<b>(1,708,386)</b>	<b>(3,395,754)</b>	<b>(1,242,454)</b>



## 21 – Provisions and contingent liabilities

### a) Breakdown

	Banco do Brasil		Consolidated	
	Dec 31, 2024	12/31/2023	Dec 31, 2024	12/31/2023
<b>Civil, tax and labor claims</b>	<b>23,388,467</b>	<b>18,471,031</b>	<b>23,779,021</b>	<b>18,725,677</b>
Civil lawsuits	14,766,176	10,786,800	14,941,432	10,925,549
Labor lawsuits	7,630,188	6,661,124	7,679,384	6,710,432
Tax lawsuits	992,103	1,023,107	1,158,205	1,089,696
<b>Other provisions</b>	<b>7,056,686</b>	<b>7,398,478</b>	<b>8,110,456</b>	<b>8,022,802</b>
Provisions for pending payments	5,141,544	4,910,575	6,194,216	5,533,829
Financial guarantees	594,973	477,841	595,239	478,049
Other	1,320,169	2,010,062	1,321,001	2,010,924
<b>Total</b>	<b>30,445,153</b>	<b>25,869,509</b>	<b>31,889,477</b>	<b>26,748,479</b>

### b) Provisions and contingent liabilities

#### Labor lawsuits

The Bank is a party to labor claims involving mainly former employees, banking industry unions or former employees of companies that provide services (outsourced). These claims cover requests of compensation, overtime, incorrect working hours, and additional functions bonus, subsidiary liability, among others.

#### Tax lawsuits

The Bank is subject to questions about taxes and tax conduct related to its position as a taxpayer or responsible for tax, in inspection procedures, which may lead to the issuance of tax notices. Most claims arising from the notices relate to service tax (ISSQN), income tax, social contribution (CSLL), the Social Integration Program (PIS), Contribution to Social Security Financing (Cofins), Tax on Financial Transactions (IOF), and Employer Social Security Contributions (INSS). To guarantee the disputed tax credit, the Bank has judicial deposits, pledged collateral in the form of cash, government bonds or real estate pledges when necessary.

#### Civil lawsuits

Civil lawsuits relate mainly to claims from customers and users of the Bank's network. In most cases, they are requesting indemnification for material or moral damages arising from banking products or services, inflationary deductions from Economic Plans about financial investments, judicial deposits and rural credit, return of payment due to revision of contractual clauses on financial responsibilities and actions of demanding accounts proposed by customers to explain entries made in checking accounts.

Indemnifications for material and moral damages are ordinarily based on consumer protection laws and generally settled in specific civil courts. In them, compensations are limited to forty times the minimum wage.

The Bank is a defendant in claims seeking the payment and refund of the difference between the actual inflation rate and the inflation rate used for the adjustment of financial investments and rural credit when Economic Plans (Bresser Plan, Verão Plans and Collor Plans I and II) were implemented in the late 1980's and early 1990's.

Although it complied with prevailing laws and regulations at the time, the Bank set-up provisions for these lawsuits. The provisions consider claims brought against the Bank and the loss risk. Loss probabilities are determined after an analysis of each claim considering the most recent decisions in the Superior Courts of Justice (STJ) in the Federal Supreme Court (STF).

With respect to cases involving the financial investments related to Economic Plans, the STF suspended prosecution of all cases in the knowledge phase. This will be the case until the court issues a definitive ruling. In the end of 2017, Febraban and the entities representing the savers signed an agreement about the demands involving the economic plans in savings accounts. This agreement has already been approved by STF. Since May 2018, savers can join the agreement, through a tool made available by Febraban. On March 12, 2020, the agreement





was extended for 30 months, according to the Amendment signed by the entities representing financial institutions and consumers, being approved by the Plenary of the STF, according to the judgment published on June, 18, 2020, and newly extended for another 30 months, in voting at the Virtual Plenary of the STF, finalized on December, 16, 2022, whose judgment was published on January, 09, 2023.

Regarding lawsuits related to inflationary purges in judicial deposits, Minister Edson Fachin of the STF, after acknowledging the general repercussion of the constitutional matter dealt with in the Extraordinary Appeal interposed by the Bank, the Caixa Econômica Federal, the Federal Government and the Febraban (RE 1,141,156/RJ), has ordered the suspension of the processes that deal with the matter and that process in the national territory, which was confirmed by STF on December 19, 2019.

The Bank is a defendant on civil lawsuits moved by rural credit borrowers linked to Collor Plan I. The plaintiffs motioned that the Bank indexed their loans incorrectly and is liable to pay the difference. In 2015, STJ decided on the Special Appeal RESP 1,319,232-DF in the Public Civil Lawsuit ACP 94,008514-1, that the Federal Government, the Brazilian Central Bank and the Bank are jointly and severally liable for the indexation differences between the Customer Price Index (IPC - 84.32%) and the National Treasury Bonus (BTN - 41.28%), as found in March 1990, monetarily correcting the amounts from the overpayment, by the index applicable to judicial debts, plus interest for late payment. The defendants appealed and the litigation has yet to be resolved.

On June 22, 2021, the Extraordinary Appeal was dismissed, and a new one was applied by the Bank to the STJ. On February 1<sup>st</sup>, 2023, the Special Court of STJ admitted the Bank's appeal and ordered the processing and remittance of the Extraordinary Appeal to the STF. It was filed under the code number 1,445,162 and its trial is pending. On February 10, 2024, the Special Court of STF considered that is a constitutional matter and general interest issue (Theme 1,290/STF). On March 8<sup>th</sup>, 2024, the minister reporting the case ordered the national suspensive effect over all pending demands that deal with this same case, including agreements and provisional compliance with the related collective settlements linked to Public Civil Lawsuit ACP 94,008514-1.

#### **Provisions for civil, labor and tax claims – probable loss**

The Bank recorded a provision for civil, labor and tax demands with risk of loss probable, quantified using individual or aggregated methodology, according to the nature and/or process value.

The estimates of outcome and financial effect are determined by the nature of the claims, management's judgment, the opinion of legal counsel based on process elements and complemented by the complexity and the experience of similar demands.

Management considers to be sufficient the provision for losses of civil, labor and tax claims.



In thousands of Reais, unless otherwise stated

### Changes in the provisions for civil, labor and tax claims classified as probable

	Banco do Brasil			Consolidated		
	2nd half/2024	2024	Exercício/2023	2nd half/2024	2024	Exercício/2023
<b>Civil lawsuits</b>						
<b>Opening balance</b>	<b>12,462,374</b>	<b>10,786,800</b>	<b>11,918,781</b>	<b>12,614,200</b>	<b>10,925,549</b>	<b>12,015,464</b>
Addition	5,817,186	11,031,577	5,901,100	5,905,305	11,171,192	6,033,531
Reversal of the provision	(1,912,942)	(3,971,124)	(1,742,985)	(1,938,822)	(4,017,365)	(1,795,377)
Write off	(2,110,293)	(3,878,727)	(5,788,163)	(2,151,440)	(3,940,421)	(5,807,113)
Inflation correction and exchange fluctuation	509,851	797,650	498,067	512,189	802,477	479,044
<b>Closing balance</b>	<b>14,766,176</b>	<b>14,766,176</b>	<b>10,786,800</b>	<b>14,941,432</b>	<b>14,941,432</b>	<b>10,925,549</b>
<b>Labor lawsuits</b>						
<b>Opening balance</b>	<b>7,075,499</b>	<b>6,661,124</b>	<b>5,350,814</b>	<b>7,122,033</b>	<b>6,710,432</b>	<b>5,431,614</b>
Addition	2,195,701	4,096,331	3,980,417	2,207,754	4,114,692	4,006,478
Reversal of the provision	(471,118)	(1,149,344)	(1,146,544)	(477,657)	(1,164,144)	(1,161,392)
Write off	(1,480,979)	(2,588,865)	(2,063,400)	(1,485,556)	(2,596,318)	(2,097,612)
Inflation correction and exchange fluctuation	311,085	610,942	539,837	312,810	614,722	531,344
<b>Closing balance</b>	<b>7,630,188</b>	<b>7,630,188</b>	<b>6,661,124</b>	<b>7,679,384</b>	<b>7,679,384</b>	<b>6,710,432</b>
<b>Tax lawsuits</b>						
<b>Opening balance</b>	<b>1,019,542</b>	<b>1,023,107</b>	<b>862,268</b>	<b>1,087,349</b>	<b>1,089,696</b>	<b>925,627</b>
Addition	139,815	250,417	260,700	282,817	395,351	311,273
Reversal of the provision	(175,152)	(226,727)	(130,077)	(223,407)	(278,716)	(179,264)
Write off	(40,327)	(153,269)	(82,829)	(40,431)	(153,373)	(83,087)
Inflation correction and exchange fluctuation	48,225	98,575	113,045	51,877	105,247	115,147
<b>Closing balance</b>	<b>992,103</b>	<b>992,103</b>	<b>1,023,107</b>	<b>1,158,205</b>	<b>1,158,205</b>	<b>1,089,696</b>
<b>Total civil, labor and tax</b>	<b>23,388,467</b>	<b>23,388,467</b>	<b>18,471,031</b>	<b>23,779,021</b>	<b>23,779,021</b>	<b>18,725,677</b>

### Expected outflows of economic benefits

	Banco do Brasil			Consolidated		
	Civil	Labor	Tax	Civil	Labor	Tax
Up to 5 years	14,380,311	6,824,849	597,531	14,445,375	7,029,589	403,323
Acima de 5 anos	385,865	805,339	394,572	496,057	649,795	754,882
<b>Total</b>	<b>14,766,176</b>	<b>7,630,188</b>	<b>992,103</b>	<b>14,941,432</b>	<b>7,679,384</b>	<b>1,158,205</b>

The scenario of unpredictability in the duration of the legal procedures, as well as the possibility of changes in the jurisprudence of the courts, make the expected disbursement schedule uncertain.



In thousands of Reais, unless otherwise stated

### Contingent liabilities – possible loss

The civil, labor and tax lawsuits for which the risk of loss is considered possible do not require provisions when the final outcome of the process is unclear and when the probability of losing is less than probable and higher than the remote.

#### The balances of contingent liabilities classified as possible loss

	Banco do Brasil		Consolidated	
	Dec 31, 2024	12/31/2023	Dec 31, 2024	12/31/2023
Tax lawsuits <sup>1</sup>	17,488,029	15,411,365	18,380,927	16,413,903
Civil lawsuits	1,918,215	2,742,044	1,942,911	3,465,133
Labor lawsuits	76,990	88,350	89,978	93,262
<b>Total</b>	<b>19,483,234</b>	<b>18,241,759</b>	<b>20,413,816</b>	<b>19,972,298</b>

1 - The main contingencies originate from (i) notices of labor infraction from the National Social Security Institute (INSS) or from the Federal Revenue of Brazil aiming at the payment of employee profit sharing in the amount of R\$ 2,666,152 thousand; and meal tickets in the amount of R\$ 3,313,563 thousand; and (ii) notices of tax assessment drawn by the Treasuries of the Municipalities, which amounts R\$ 2,440,375 thousand. The other subjects are pulverized.

### Deposits in guarantee

#### Deposits in guarantee balances recorded for contingencies

	Banco do Brasil		Consolidated	
	Dec 31, 2024	12/31/2023	Dec 31, 2024	12/31/2023
Civil lawsuits	19,828,821	19,296,486	19,877,228	19,354,704
Tax lawsuits	9,491,377	8,893,218	10,283,339	9,660,392
Labor lawsuits	8,252,340	7,953,269	8,280,607	7,979,556
<b>Total</b>	<b>37,572,538</b>	<b>36,142,973</b>	<b>38,441,174</b>	<b>36,994,652</b>



In thousands of Reais, unless otherwise stated

### c) Financial guarantees

	Banco do Brasil				Consolidated			
	Dec 31, 2024		Dec 31, 2023		Dec 31, 2024		Dec 31, 2023	
	Guaranteed values	Provision	Guaranteed values	Provision	Guaranteed values	Provision	Guaranteed values	Provision
Other financial guarantees provided <sup>1</sup>	2,205,971	313,388	2,451,450	220,227	2,234,996	313,654	2,225,604	220,434
Sureties or guarantees in lawsuits and in tax-based administrative proceedings	336,028	141,068	339,288	91,625	206,962	141,068	210,222	91,625
Other bank guarantees	8,399,903	106,509	6,772,278	109,439	8,399,902	106,509	6,878,039	109,440
Guarantees related to bidding, auctions, service rendering or execution of works	1,145,593	645	1,688,355	478	1,145,593	645	1,688,355	478
	132,000	33,016	208,234	55,547	131,999	33,016	208,234	55,547
Guarantees related to international trade of goods	17,122	347	247,721	525	17,124	347	247,721	525
Other guarantees	--	--	--	--	2,388	--	4,387	--
<b>Total</b>	<b>12,236,617</b>	<b>594,973</b>	<b>11,707,326</b>	<b>477,841</b>	<b>12,138,964</b>	<b>595,239</b>	<b>11,462,562</b>	<b>478,049</b>

1 -Refers mainly to guarantees provided in foreign currency.

The operations of financial guarantees provided are evaluated through the risk classification models of operations in force in the institution, in the same format as the credit operations, which follow the provisions of CMN Resolutions 2,682 and 2,697 disclosed on December 21, 1999 and February 24, 2000, respectively, which set out the classification criteria for credit operations and the rules for the constitution of allowance for losses associated with credit risk.

The risk classification of operations is carried out by applying methodologies developed that take into account the characteristics of customers, operations and guarantees. The final result of the classification is the assignment of risk according to the scale contained in CMN Resolution 2,682/1999, which defines the percentage of provision that should be allocated to the operation.

### d) Provisions expenses

	Banco do Brasil			Consolidated		
	2nd half/2024	2024	Exercício 2023	2nd half/2024	2024	Exercício 2023
<b>Civil, tax and labor claims</b>	<b>(6,462,448)</b>	<b>(11,537,700)</b>	<b>(8,273,836)</b>	<b>(6,601,995)</b>	<b>(11,701,066)</b>	<b>(8,376,741)</b>
Civil	(4,413,892)	(7,857,506)	(4,656,458)	(4,447,801)	(7,913,914)	(4,753,155)
Labor	(2,035,668)	(3,557,929)	(3,373,710)	(2,042,906)	(3,565,270)	(3,376,430)
Tax	(12,888)	(122,265)	(243,668)	(111,288)	(221,882)	(247,156)
<b>Other</b>	<b>1,138</b>	<b>(49,292)</b>	<b>(1,070,911)</b>	<b>807</b>	<b>(52,456)</b>	<b>(1,068,768)</b>
Financial guarantees	(75,591)	(116,322)	(73,714)	(75,921)	(119,485)	(70,962)
Other	76,729	67,030	(997,197)	76,728	67,029	(997,806)
<b>Total</b>	<b>(6,461,310)</b>	<b>(11,586,992)</b>	<b>(9,344,747)</b>	<b>(6,601,188)</b>	<b>(11,753,522)</b>	<b>(9,445,509)</b>



In thousands of Reais, unless otherwise stated

## 22 – Taxes

### a) Breakdown of income tax (IR) and social contribution expenses (CSLL)

	Banco do Brasil			Consolidated		
	2nd half/2024	2024	2023	2nd half/2024	2024	2023
<b>Current values</b>	<b>(3,125,380)</b>	<b>(4,517,832)</b>	<b>(1,888,313)</b>	<b>(5,488,475)</b>	<b>(9,503,243)</b>	<b>(7,562,263)</b>
Domestic income tax and social contribution	(3,070,363)	(4,416,588)	(1,754,594)	(5,377,183)	(9,316,492)	(6,296,384)
Foreign income tax	(55,017)	(101,244)	(133,719)	(111,292)	(186,751)	(1,265,879)
<b>Deferred values</b>	<b>4,320,093</b>	<b>6,358,792</b>	<b>293,745</b>	<b>4,436,928</b>	<b>6,131,625</b>	<b>606,506</b>
<b>Deferred tax liabilities</b>	<b>(1,426,752)</b>	<b>(1,258,716)</b>	<b>(1,760,588)</b>	<b>(1,338,212)</b>	<b>(1,624,490)</b>	<b>(1,478,917)</b>
Leasing - portfolio adjustment and accelerated depreciation	--	--	--	(13,150)	(21,919)	(26,672)
Fair value	(1,325,643)	(1,979,023)	235,788	(1,234,224)	(2,337,365)	525,738
Positive adjustments of benefits plans	(755,136)	(1,412,859)	(1,521,698)	(755,136)	(1,412,859)	(1,521,698)
Foreign profits	654,027	--	--	654,027	--	--
Transactions carried out on the futures market	--	--	65,972	--	--	65,972
Recovered term credits <sup>1</sup>	--	2,133,166	(540,650)	--	2,133,166	(540,650)
Unrealized gains (BB-BI)	--	--	--	10,271	20,542	20,542
Other	--	--	--	--	(6,055)	(2,149)
<b>Deferred tax assets</b>	<b>5,746,845</b>	<b>7,617,508</b>	<b>2,054,333</b>	<b>5,775,140</b>	<b>7,756,115</b>	<b>2,085,423</b>
Temporary Differences	5,820,986	8,956,914	3,226,323	6,050,307	9,294,137	3,316,714
Tax losses/CSLL negative bases <sup>1</sup>	(637,189)	(1,992,915)	(946,245)	(637,189)	(2,007,485)	(946,245)
Fair value	341,924	360,632	(242,480)	140,898	176,586	(301,781)
Transactions carried out on the futures market	221,124	292,877	16,735	221,124	292,877	16,735
<b>Total</b>	<b>1,194,713</b>	<b>1,840,960</b>	<b>(1,594,568)</b>	<b>(1,051,547)</b>	<b>(3,371,618)</b>	<b>(6,955,757)</b>

1 - Include the effects of adherence to the Incentivized Tax Self-Regularization Program - Law 14,740/2023 (Note 32.i).

### b) Reconciliation of income tax and social contribution charges

	Banco do Brasil			Consolidated		
	2nd half/2024	2024	2023	2nd half/2024	2024	2023
<b>Profit before taxation and profit sharing</b>	<b>18,653,123</b>	<b>37,939,717</b>	<b>39,523,196</b>	<b>22,784,698</b>	<b>47,005,132</b>	<b>48,890,594</b>
Total charges of IR (25%) and CSLL (20%)	(8,393,906)	(17,072,873)	(17,785,438)	(10,253,115)	(21,152,312)	(22,000,768)
Charges upon interest on own capital	2,628,711	5,665,970	5,106,081	2,628,711	5,665,970	5,106,081
Net gains from equity method investments	3,749,308	7,781,311	7,664,212	1,799,865	3,504,174	3,303,352
Employee profit sharing	1,010,233	2,022,994	1,930,469	1,011,879	2,027,605	1,933,791
Other amounts <sup>1</sup>	2,200,367	3,443,558	1,490,108	3,761,113	6,582,945	4,701,787
<b>Income tax and social contribution</b>	<b>1,194,713</b>	<b>1,840,960</b>	<b>(1,594,568)</b>	<b>(1,051,547)</b>	<b>(3,371,618)</b>	<b>(6,955,757)</b>

1 - Mainly refer to the income of the Fundo Constitucional de Financiamento do Centro Oeste - FCO and the effects of adherence to the Incentivized Tax Self-Regularization Program - Law 14,740/2023 (Note 32.i).

### c) Tax expenses

	Banco do Brasil			Consolidated		
	2nd half/2024	2024	2023	2nd half/2024	2024	2023
Cofins	(2,107,464)	(4,084,679)	(3,819,834)	(2,682,960)	(5,211,943)	(4,817,264)
ISSQN	(475,888)	(959,262)	(1,055,515)	(718,775)	(1,421,987)	(1,451,599)
PIS/Pasep	(342,630)	(664,076)	(620,888)	(458,709)	(891,058)	(819,927)
Other	(75,121)	(181,648)	(173,737)	(410,015)	(937,813)	(1,515,786)
<b>Total</b>	<b>(3,001,103)</b>	<b>(5,889,665)</b>	<b>(5,669,974)</b>	<b>(4,270,459)</b>	<b>(8,462,801)</b>	<b>(8,604,576)</b>



In thousands of Reais, unless otherwise stated

**d) Deferred tax liabilities**

	Banco do Brasil		Consolidated	
	Dec 31, 2024	Dec 31, 2023	Dec 31, 2024	Dec 31, 2023
Positive adjustments of benefits plans	9,599,384	8,071,159	9,599,384	8,071,159
Recovered term credits	--	2,133,166	--	2,133,166
Financial instruments fair value	2,918,603	588,563	2,960,041	690,683
Interest and inflation adjustment of fiscal judicial deposits	134,144	134,144	134,144	134,144
Leasing portfolio adjustment	--	--	85,079	63,160
Foreign entities	56,795	32,977	402,353	109,461
Other	52,539	92,818	90,484	106,949
<b>Total deferred tax liabilities</b>	<b>12,761,465</b>	<b>11,052,827</b>	<b>13,271,485</b>	<b>11,308,722</b>
Income tax	6,580,282	5,841,142	6,899,499	6,006,301
Social contribution	5,255,956	4,664,772	5,433,453	4,742,304
Cofins	795,475	470,043	806,281	481,276
PIS/Pasep	129,752	76,870	132,252	78,841

1 - Include the effects of adherence to te Incentivized Tax Self-Regularization Program - Law 14,740/2023 (Note 32.i).

**e) Deferred tax assets (tax credit)**

	Banco do Brasil			
	Dec 31, 2023	2024		Dec 31, 2024
	Balance	Constitution	Reversal	Balance
Temporary Diferences	54,633,558	31,894,178	(21,598,126)	64,929,610
Allowance for losses associated with credit risk	33,789,860	19,897,986	(13,159,191)	40,528,655
Provisions - taxes and social security	671,090	51,410	(56,951)	665,549
Provisions - others	14,983,950	7,774,847	(5,661,217)	17,097,580
Negative adjustments of benefits plans	2,150,706	--	(1,652,267)	498,439
Fair value adjustments (MTM)	1,354,984	3,706,225	(851,972)	4,209,237
Other provisions	1,682,968	463,710	(216,528)	1,930,150
CSLL written to 18% (MP 2,158/2001)	636,538	--	--	636,538
Tax losses carryforward/negative bases	1,992,915	709,351	(2,509,346)	192,920
<b>Total deferred tax assets</b>	<b>57,263,011</b>	<b>32,603,529</b>	<b>(24,107,472)</b>	<b>65,759,068</b>
Income tax	31,831,839	17,463,728	(12,867,231)	36,428,336
Social contribution	25,300,027	14,648,405	(11,166,981)	28,781,451
Cofins	112,813	385,126	(63,019)	434,920
PIS/Pasep	18,332	106,270	(10,241)	114,361

1 - Include the effects of adherence to te Incentivized Tax Self-Regularization Program - Law 14,740/2023 (Note 32.i).

	Consolidated			
	Dec 31, 2023	2024		Dec 31, 2024
	Balance	Constitution	Reversal	Balance
Temporary Diferences	56,333,333	32,666,234	(22,169,856)	66,829,711
Allowance for losses associated with credit risk	33,930,933	20,009,446	(13,382,111)	40,558,268
Provisions - taxes and social security	695,660	107,948	(68,258)	735,350
Provisions - others	15,060,830	7,777,601	(5,662,594)	17,175,837
Negative adjustments of benefits plans	2,150,706	--	(1,652,267)	498,439
Fair value adjustments (MTM)	1,529,265	3,755,437	(950,396)	4,334,306
Other provisions	2,965,939	1,015,802	(454,230)	3,527,511
CSLL written to 18% (MP 2,158/2001)	636,538	--	--	636,538
Tax losses carryforward/negative bases	2,044,268	717,759	(2,509,346)	252,681
<b>Total deferred tax assets</b>	<b>59,014,139</b>	<b>33,383,993</b>	<b>(24,679,202)</b>	<b>67,718,930</b>
Income tax	33,077,193	17,751,792	(13,743,359)	37,085,626
Social contribution	25,698,307	15,077,617	(10,861,307)	29,914,617
Cofins	201,282	436,253	(63,427)	574,108
PIS/Pasep	37,357	118,331	(11,109)	144,579

1 - Include the effects of adherence to te Incentivized Tax Self-Regularization Program - Law 14,740/2023 (Note 32.i).



In thousands of Reais, unless otherwise stated

**f) Deferred tax assets (Tax credit - not recorded)**

	Banco do Brasil		Consolidated	
	Dec 31, 2024	Dec 31, 2023	Dec 31, 2024	Dec 31, 2023
Foreign deferred tax assets	1,344,830	1,012,129	1,344,830	1,012,129
Tax losses carryforward/negative bases	--	--	24,775	23,441
Temporary Diferences	--	--	4,528	4,578
<b>Total deferred tax assets</b>	<b>1,344,830</b>	<b>1,012,129</b>	<b>1,374,133</b>	<b>1,040,148</b>
Income tax	747,128	562,294	768,674	582,896
Social contribution	597,702	449,835	605,459	457,252

**Realization expectative**

The expectation of realization of the deferred tax assets (tax credits) is based on a technical study, prepared on December 31, 2024, and the present value is determined based on the average rate of funding of Banco do Brasil.

	Banco do Brasil		Consolidated	
	Future value	Present value	Future value	Present value
In 2025	16,736,231	7,175,171	18,050,735	7,337,971
In 2026	11,793,445	10,192,795	11,936,249	10,305,420
In 2027	11,756,957	9,661,739	11,896,976	9,764,197
In 2028	5,850,749	4,588,138	5,877,977	4,606,825
In 2029	4,692,080	3,509,839	4,699,813	3,514,503
In 2030	6,206,341	4,425,911	6,213,179	4,429,700
In 2031	4,269,393	2,902,541	4,275,503	2,905,653
In 2032	4,202,154	2,723,513	4,206,946	2,725,759
In 2033	112,492	69,506	116,088	70,847
In 2034	139,226	82,010	445,464	211,981
<b>Total de créditos tributários em 31/12/2024</b>	<b>65,759,068</b>	<b>45,331,163</b>	<b>67,718,930</b>	<b>45,872,856</b>

In 2024, it was possible to observe the realization of tax credits at Banco do Brasil, in the amount of R\$ 24.107.472 thousand (R\$ 24.679.202 thousand in the Consolidated), corresponding to 128,28% of the projection of use for the period of 2024 contained in the technical study prepared on December 31, 2023.

The realization of the nominal value of tax credits registered, based on a technical study conducted by Banco do Brasil on December 31, 2024, is projected for 10 years in the following proportions:

	Banco do Brasil		Consolidated	
	Tax losses/CSLL recoverable <sup>1</sup>	Temporary Diferences <sup>2</sup>	Tax losses/CSLL recoverable <sup>1</sup>	Temporary Diferences <sup>2</sup>
Em 2025	59%	14%	59%	14%
Em 2026	0%	22%	0%	22%
Em 2027	29%	22%	29%	22%
A partir de 2028	12%	42%	12%	42%

1 - Projected consumption linked to the capacity to generate IR and CSLL taxable amounts in subsequent periods.

2 - The consumption capacity results from the movements of provisions (expectation of reversals, write offs and uses).



## 23 – Shareholder's equity

### a) Book value and market value per common share

	Dec 31, 2024	Dec 31, 2023
Shareholders' equity - Banco do Brasil	180,878,517	163,638,226
Book value per share (R\$) <sup>1 2</sup>	31.69	28.67
Fair value per share (R\$) <sup>2</sup>	24.17	27.70
Shareholders' equity - consolidated	190,072,748	173,076,086

1 - Calculated based on the equity attributable to shareholders of Banco do Brasil.

2 - On December 31, 2023, adjusted for comparability due to shares split at a 1:2 proportion (Note 23.b).

### b) Capital

Banco do Brasil's share capital of R\$ 120,000,000 thousand (R\$ 120,000,000 thousand on December 31, 2023) is fully subscribed and paid-in and consists of 2,865,417,020 common shares (before split) with no par value. The Federal Government is the largest shareholder and holds a majority of the Bank's voting shares.

On April 15, 2024, the split of 100% of the Bank's shares was carried out, assigning one new share for each share issued, without changing the equity and percentage participation of shareholders, according to the deliberation of the Extraordinary General Meeting held on February 02, 2024 and authorization from Bacen on March 04, 2024.

Therefore, for comparability purposes, the number of shares in the previous periods and the calculations that depend on these values, presented in these financial statements, have been adjusted to include a 1:2 stock split.

### c) Instruments qualifying as common equity tier 1 capital

The Bank signed a loan agreement with the federal government on September 26, 2012, as hybrid capital and debt instrument, in the amount up to R\$ 8,100,000 thousand, whose resources were designated to finance agribusiness.

As result of the amendment, on 28.08.2014, the interest rate was changed to variable rate, and the interest period was changed to match the Bank's fiscal year (January 1 to December 31). Each years' interest is paid in a single annual installment, adjusted by the Selic rate up to the effective payment date. Payment must be made within 30 calendar days after the dividend payment for the fiscal year.

The interest payment must be made from profits or profit reserves available for distribution at the end of the fiscal year preceding the calculation date. Payment is at Management's discretion. Unpaid interest does not accumulate. If the payment or dividend distribution is not made (including in the form of interest on own capital) prior to the end of the subsequent fiscal year, the accrued interest is no longer owed.

If the Bank's retained earnings, profit reserves (including the legal reserve) and capital reserve cannot fully absorb losses calculated at the end of a fiscal year, the Bank will no longer be obligated to the interest. The Bank will apply the accrued interest and principal balance, in this order, to offset any remaining losses. This will be considered a pay-down of the instrument.

The instrument does not have a maturity date. It is only payable if the Bank is dissolved or Bacen authorizes the repurchase of the instrument. If the Bank is dissolved, the payment of principal and interest is subordinated to payment of the Bank's other liabilities. There will be no preferred interest on the loan under any circumstances, including in relation to other equity instruments included in Reference Equity.

As the instrument is qualifying as Common Equity Tier I Capital, under the terms of Law 12,793 of April 02, 2013, and Resolution 4,955/2021, its balance is reclassified to the Shareholders' Equity, for disclosure purposes.

According to the Information to the Market, dated April 8, 2021, the Bank presented a proposal to return the referred instrument in seven annual installments of R\$ 1 billion and a final installment of R\$ 1.1 billion, based on a schedule between July/2022 and July/2029. On July 29, 2024, the Bank returned to the National Treasury the amount of R\$ 1 billion referring to the third installment, which early settlement has been authorized by Bacen on June 24, 2024.





In thousands of Reais, unless otherwise stated

#### d) Capital and profit reserves

	Banco do Brasil		Consolidated	
	Dec 31, 2024	Dec 31, 2023	Dec 31, 2024	Dec 31, 2023
Capital reserves	1,410,594	1,406,118	1,412,071	1,407,902
Profit reserves	81,622,412	61,526,683	81,215,405	61,154,159
Legal reserve	15,221,388	13,458,379	15,221,388	13,458,379
Statutory reserves	66,401,024	48,068,304	65,994,017	47,695,780
Operating margin	58,730,448	42,244,223	58,145,999	41,708,123
Capital payout equalization	7,670,576	5,824,081	7,848,018	5,987,657

The capital reserve is intended, among others, to recognize the amounts related to transactions with share based payments or other share capital instruments to be settled with the delivery of equity instruments, as well as the profit earned on the sale of treasury shares.

The legal reserve ensures the adequacy of the Bank's capital structure and can only be used to offset losses or increase capital. Five percent of net income, before any other allocations, is transferred to the legal reserve. The amount of the reserve cannot exceed 20% of the share capital.

The operating margin statutory reserve ensures the adequacy of the Bank's operating margins in accordance with its business activities. The reserve consists of up to 100% of net income after allocation to legal reserve (including dividends) and is limited to 80% of the share capital.

The reserve for capital payout equalization provides funds for the capital payout. The reserve consists of up to 50% of net income after allocation to legal reserve (including dividends) and is limited to 20% of the share capital.

#### e) Earnings per share

	2nd half/2024	2024	2023
Net income Banco do Brasil (R\$ thousand)	17,590,402	35,260,189	33,614,852
Weighted average number of shares (basic) <sup>1</sup>	5,708,679,618	5,708,392,262	5,707,985,480
Weighted average number of shares (diluted) <sup>1</sup>	5,708,679,618	5,708,392,262	5,707,464,198
Earnings per share (basic and diluted) (R\$)	3.08	6.18	5.89

1 - On December 31, 2023, adjusted for comparability due to shares split at a 1:2 proportion (Note 23.b).



In thousands of Reais, unless otherwise stated

## f) Interest on own capital/dividends and destination of the income

In accordance with Laws 9,249/1995, 9,430/1996 and the Bank's Bylaws, Management decided on the payment of Interest on own capital to its shareholders.

In compliance with the income tax as well as social contribution legislation, the interest on own capital is calculated based on adjusted net equity value. It is limited, on a pro rata die basis, to the variation of long-term interest rate, as long as there is profit (before the deduction of interest on own capital) or reserves for retained earnings and profit reserves of at least twice its value, being deductible in the calculation of the taxable income.

Calculation base of dividends and the destination of the income of the period are shown below:

	2024	2023
<b>1) Net income - Banco do Brasil</b>	<b>35,260,189</b>	<b>33,614,852</b>
Domestic	29,416,180	27,210,960
Overseas	5,844,009	6,403,892
(±) Retained earnings/losses	10,279	430,645
(-) Legal reserve	(1,763,009)	(1,680,743)
<b>2) Adjusted Net Income</b>	<b>33,507,459</b>	<b>32,364,754</b>
<b>3) Interest on instrument qualifying as common equity tier 1 capital</b>	<b>214,184</b>	<b>208,380</b>
<b>4) Calculation base of dividends (item 2 + item 3)</b>	<b>33,721,643</b>	<b>32,573,134</b>
<b>5) Allocation</b>		
Dividends and interest on own capital	15,174,739	13,029,253
Minimum required dividend	8,376,865	8,091,188
Additional dividend	4,909,217	3,236,038
Withholding tax applied to the interest on own capital <sup>1</sup>	1,888,657	1,702,027
Statutory reserves	29,974,953	29,522,112
Statutory reserves used for remuneration of capital	(11,642,233)	(10,186,611)

1 - Withholding tax applied to the interest on own capital attributed to dividends, except for shareholders who are exempted or immune.



In thousands of Reais, unless otherwise stated

## Payment schedule of interest on own capital and dividends:

2024	Amount	Amount per share (R\$)	Base date of payment	Payment date
<b>1st quarter</b>				
Dividends	940,587	0.165	Jun 11, 2024	Jun 21, 2024
Interest on own capital <sup>1 2</sup>	1,170,153	0.410	Mar 11, 2024	Mar 27, 2024
Complementary Interest on own capital <sup>2</sup>	1,673,349	0.293	Jun 11, 2024	Jun 21, 2024
<b>2st quarter</b>				
Dividends	866,815	0.152	Aug 21, 2024	Aug 30, 2024
Interest on own capital <sup>2</sup>	1,165,792	0.204	Jun 13, 2024	Jun 28, 2024
Complementary Interest on own capital <sup>2</sup>	1,795,047	0.314	Aug 21, 2024	Aug 30, 2024
<b>3st quarter</b>				
Interest on own capital <sup>2</sup>	1,065,116	0.187	Sep 11, 2024	Sep 27, 2024
Complementary Interest on own capital <sup>2</sup>	2,758,680	0.483	Nov 25, 2024	Dec 06, 2024
<b>4st quarter</b>				
Dividends	776,293	0.136	Mar 11, 2025	Mar 20, 2025
Interest on own capital <sup>2</sup>	1,007,404	0.176	Dec 11, 2024	Dec 27, 2024
Complementary Interest on own capital <sup>2</sup>	1,955,503	0.343	Mar 11, 2025	Mar 20, 2025
<b>Total allocated to the shareholders</b>	<b>15,174,739</b>	<b>2.863</b>		
Dividends	2,583,695	0.453		
Interest on own capital <sup>2</sup>	12,591,044	2.410		

1 – Values do not consider the split of shares in a 1:2 proportion (Note 23.b).

2 – Amounts subject to Withholding Tax, with the exception of shareholders who are exempted or immune.

2023	Amount	Amount per share (R\$)	Base date of payment	Payment date
<b>1st quarter</b>				
Dividends <sup>1</sup>	351,037	0.123	Jun 01, 2023	Jun 12, 2023
Interest on own capital <sup>1 2</sup>	1,004,568	0.352	Mar 13, 2023	Mar 31, 2023
Complementary Interest on own capital <sup>1 2</sup>	1,867,568	0.654	Jun 01, 2023	Jun 12, 2023
<b>2st quarter</b>				
Dividends <sup>1</sup>	410,149	0.144	Aug 21, 2023	Aug 30, 2023
Interest on own capital <sup>1 2</sup>	966,378	0.339	Jun 12, 2023	Jun 30, 2023
Complementary Interest on own capital <sup>1 2</sup>	1,868,239	0.655	Aug 21, 2023	Aug 30, 2023
<b>3st quarter</b>				
Dividends <sup>1</sup>	291,053	0.102	Nov 21, 2023	Nov 30, 2023
Interest on own capital <sup>1 2</sup>	953,724	0.334	Sep 11, 2023	Sep 29, 2023
Complementary Interest on own capital <sup>1 2</sup>	1,958,324	0.686	Nov 21, 2023	Nov 30, 2023
<b>4st quarter</b>				
Dividends <sup>1</sup>	630,167	0.221	Feb 21, 2024	Feb 29, 2024
Interest on own capital <sup>1 2</sup>	976,866	0.342	Dec 11, 2023	Dec 28, 2023
Complementary Interest on own capital <sup>1 2</sup>	1,751,180	0.614	Feb 21, 2024	Feb 29, 2024
<b>Total allocated to the shareholders</b>	<b>13,029,253</b>	<b>4.566</b>		
Dividends <sup>1</sup>	1,682,406	0.590		
Interest on own capital <sup>1 2</sup>	11,346,847	3.976		

1 – Values do not consider the split of shares in a 1:2 proportion (Note 23.b).

2 – Amounts subject to Withholding Tax, with the exception of shareholders who are exempted or immune.



In thousands of Reais, unless otherwise stated

### g) Reconciliation of net income and shareholders' equity

	Net income			Shareholders' equity	
	2nd half/2024	2024	2023	Dec 31, 2024	Dec 31, 2023
<b>Banco do Brasil</b>	<b>17,590,402</b>	<b>35,260,189</b>	<b>33,614,852</b>	<b>180,878,517</b>	<b>163,638,226</b>
Instruments qualifying as common equity tier 1 capital <sup>1</sup>	85,520	214,184	208,380	5,100,000	6,100,000
Unrealized gains <sup>2</sup>	16,665	(34,483)	(4,281)	(407,007)	(372,524)
Non-controlling interests	--	--	--	4,501,238	3,710,384
<b>BB Consolidated</b>	<b>17,692,587</b>	<b>35,439,890</b>	<b>33,818,951</b>	<b>190,072,748</b>	<b>173,076,086</b>

1 - The instrument qualifying as CET1 was registered in the liabilities in the Individual Financial Statements and its interest recognized as expenses with resources from issues of bonds and securities. This Instrument was reclassified to Shareholder's Equity in the consolidated financial statements (Notes 2.e and 23.c).

2 - It refers to unrealized results arising from the assignment of credits from the Bank to Ativos S.A.

### h) Accumulated other comprehensive income

	Dec 31, 2024	Dec 31, 2023
<b>Banco do Brasil</b>		
Securities available for sale	(5,655,001)	(1,823,731)
Hedging of investment abroad	(150,762)	44,415
Foreign exchange variation of investments abroad	(8,925,695)	(9,206,145)
Actuarial gains/(losses) on pension plans	(5,701,461)	(7,794,000)
<b>Subsidiaries, associates and joint ventures</b>		
Securities available for sale	(269,797)	202,343
Cash flow hedge	(6,265)	(35,446)
Actuarial gains/(losses) on pension plans	1,565	861
Change in participation in the capital of associates/subsidiaries	(973,003)	(289,363)
Other comprehensive income	(212,024)	(127,038)
<b>Total</b>	<b>(21,892,443)</b>	<b>(19,028,104)</b>

### i) Noncontrolling interests

	Net income			Shareholders' equity	
	2nd half/2024	2024	2023	Dec 31, 2024	Dec 31, 2023
BB Tecnologia e Serviços	6	18	12	70	55
Fundos de Investimento	15,413	30,328	18,836	246,357	107,329
Banco Patagonia S.A.	319,596	858,117	1,103,426	1,361,951	563,465
BB Seguridade S.A.	1,440,309	2,767,821	2,665,585	2,892,860	3,039,535
<b>Non-controlling interest</b>	<b>1,775,324</b>	<b>3,656,284</b>	<b>3,787,859</b>	<b>4,501,238</b>	<b>3,710,384</b>

### j) Shareholdings (number of shares)

Number of shares issued by the Bank to shareholders which, directly or indirectly, hold more than 5% of the shares:

Shareholders	Dec 31, 2024		Dec 31, 2023	
	Shares	% Total	Shares <sup>1</sup>	% Total
Federal government – Tesouro Nacional	2,865,417,084	50.0	2,865,417,084	50.0
Caixa de Previdência dos Funcionários do Banco do Brasil – Previ	257,988,090	4.5	204,417,348	3.6
Treasury shares <sup>2</sup>	22,876,034	0.4	23,281,960	0.4
Other shareholders	2,584,552,832	45.1	2,637,717,648	46.0
<b>Total</b>	<b>5,730,834,040</b>	<b>100.0</b>	<b>5,730,834,040</b>	<b>100.0</b>
Resident shareholders	4,384,934,042	76.5	4,225,739,888	73.7
Non resident shareholders	1,345,899,998	23.5	1,505,094,152	26.3

1 - Adjusted for comparability due to shares split at a 1:2 proportion (Note 23.b).

2 - It includes, on December 31, 2024, 89,466 shares of the Bank held by BB Asset (100,500 on December 31, 2023).



In thousands of Reais, unless otherwise stated

Number of shares issued by the Bank, held by the Board of Directors, the Executive Board, Fiscal Council and the Audit Committee:

	Ações ON <sup>1 2</sup>	
	Dec 31, 2024	Dec 31, 2023
Board of Directors (except for Bank's CEO)	--	2,000
Executive Committee (it includes the Bank's CEO)	252,633	186,850
Fiscal council	22,576	21,678
Audit Committee	5,808	4,808

1 - On December 31, 2023, adjusted for comparability due to shares split at a 1:2 proportion (Note 23.b).

2 -The shareholding interest of the Board of Directors, Executive, Fiscal Council Committee, Fiscal Council and Audit Committee represents approximately 0.005% of the Bank's capital stock.

### k) Movement of shares outstanding/free float

	Dec 31, 2024		Dec 31, 2023	
	Total <sup>1</sup>	% Total	Total <sup>1</sup>	% Total
Free float at the beginning of the period	2,841,946,128	49.6	2,841,491,502	49.6
Other changes <sup>2</sup>	342,143		454,626	
Free float at the end of the period <sup>3</sup>	2,842,288,271	49.6	2,841,946,128	49.6
<b>Outstanding shares</b>	<b>5,730,834,040</b>	<b>100.0</b>	<b>5,730,834,040</b>	<b>100.0</b>

1 - Adjusted for comparability due to shares split at a 1:2 proportion (Note 23.b).

2 - It includes changes coming from Technical and Advisory Bodies.

3 -The shares held by the Board of Directors and Executive Committee are not included. The shares held by the Caixa de Previdência dos Funcionários do Banco do Brasil - Previ compose the free float shares.

### l) Treasury shares

The composition of the treasury shares is shown below:

	Banco do Brasil				Consolidated			
	Dec 31, 2024		Dec 31, 2023		Dec 31, 2024		Dec 31, 2023	
	Shares	% Total	Shares <sup>1</sup>	% Total	Shares	% Total	Shares <sup>1</sup>	% Total
<b>Treasury shares</b>	<b>22,786,568</b>	<b>100.0</b>	<b>23,181,460</b>	<b>100.0</b>	<b>22,876,034</b>	<b>100.0</b>	<b>23,281,960</b>	<b>100.0</b>
Received in order to comply with operations secured by the FGCM - Fundo de Garantia para a Construção Naval	16,150,700	70.9	16,150,700	69.7	16,150,700	70.6	16,150,700	69.4
Repurchase Programs (2012 and 2015)	5,987,066	26.3	6,290,952	27.1	5,987,066	26.2	6,290,952	27.0
Share-based payment	648,676	2.8	739,682	3.2	738,142	3.2	840,182	3.6
Mergers	126	--	126	--	126	--	126	--
<b>Book value</b>	<b>(262,046)</b>		<b>(266,471)</b>		<b>(263,523)</b>		<b>(268,255)</b>	

1-Adjusted for comparability due to shares split at a 1:2 proportion (Note 23.b).



## m) Share-based payment

### The Program of Variable Remuneration

The program of variable remuneration was based on the CMN Resolution 5,177 of September 26, 2024, which governs compensation policies for executives of financial institution.

The program has a yearly basis period. It is established according to the risks and the activity overseen by the executive and has as pre requirements: the activation of the Participation in Profit or Results Program and the achievement of accounting profit by the Bank.

The calculation of variable remuneration is based on indicators that measure the achievement of corporate and individual goals, based on the Corporate Strategy of Banco do Brasil - ECBB for the period. The program also determines that 50% of the remuneration should be paid in cash and the remaining 50% should be paid in shares.

The number of Banco do Brasil shares to be allocated to each participant is calculated by dividing the net amount equivalent to 50% of variable remuneration to which one is entitled, to the average price of the share in the week prior to the payment. The average price is the simple arithmetic mean of the daily average prices of the week prior to the payment.

The distribution of compensation in shares occurs in a way that 20% is immediately transferred for the beneficiary's ownership and 80% is deferred.

The effects of the Program of Variable Remuneration on the income of Banco do Brasil were R\$ 24,946 thousand in 2024 (R\$ 23,844 thousand in 2023).

BB Asset, in accordance to the resolution mentioned above, also adopted variable remuneration policy for its directors, directly acquiring treasury shares of the Banco do Brasil. All shares acquired are BBAS3 and its fair value is the quoted market price on the date of grant.

We present the statement of acquired shares, its distribution and its transfer schedule:

	Total Program Shares <sup>1</sup>	Average Cost <sup>1</sup>	Shares Distributed <sup>1</sup>	Shares to Distribute <sup>1</sup>	Estimated Schedule Transfers
<b>2020 Program</b>					
	387,462	14.83	310,016	77,446	Mar 2025
<b>Total shares to be distributed</b>				<b>77,446</b>	
<b>2021 Program</b>					
	442,658	16.76	265,682	88,488	Mar 2025
				88,488	Mar 2026
<b>Total shares to be distributed</b>				<b>176,976</b>	
<b>2022 Program</b>					
	399,466	19.58	160,228	79,746	Mar 2025
				79,746	Mar 2026
				79,746	Mar 2027
<b>Total shares to be distributed</b>				<b>239,238</b>	
<b>2023 Program</b>					
	305,546	29.01	61,064	91,616	Mar 2025
				61,064	Mar 2026
				42,724	Mar 2027
				30,512	Mar 2028
				18,566	Mar 2029
<b>Total shares to be distributed</b>				<b>244,482</b>	

1 - Adjusted due to shares split at a 1:2 proportion (Note 23.b).



In thousands of Reais, unless otherwise stated

## 24 – Service fee income

	Banco do Brasil			Consolidated		
	2nd half/2024	2024	2023	2nd half/2024	2024	2023
Fund management	2,882,981	5,607,955	5,014,898	4,755,554	9,265,909	8,304,211
Account fee	3,457,781	6,648,694	6,532,140	3,458,398	6,649,676	6,533,485
Commissions on insurance, pension plans and capitalization	197,861	410,905	368,327	3,048,583	5,942,368	5,382,152
Consortium management fees	--	--	--	1,529,790	2,950,892	2,512,631
Loans and guarantees provided	1,367,752	2,614,259	2,559,337	1,367,403	2,615,628	2,559,619
Card income	843,572	1,741,912	2,121,877	1,031,855	2,085,062	2,645,406
Billing	570,559	1,160,098	1,323,516	599,574	1,206,034	1,383,128
Collection	504,037	1,021,566	1,030,888	488,162	990,394	1,000,394
Capital market income	79,796	157,139	149,691	365,524	709,608	607,857
National Treasury and official funds management <sup>1</sup>	149,245	308,703	332,905	149,245	308,703	332,905
Interbank	32,615	85,248	154,555	32,615	85,248	154,555
Other	783,295	1,521,199	1,477,502	1,461,454	2,667,670	2,414,855
<b>Total</b>	<b>10,869,494</b>	<b>21,277,678</b>	<b>21,065,636</b>	<b>18,288,157</b>	<b>35,477,192</b>	<b>33,831,198</b>

1 - Includes the amount of R\$ 25,255 thousand in the 2st half/2024 and R\$ 60,386 thousand in 2024 related to the collection of contributions and federal tax (R\$ 64,272 thousand in 2023).



In thousands of Reais, unless otherwise stated

## 25 – Personnel expenses

	Banco do Brasil			Consolidated		
	2nd half/2024	2024	2023	2nd half/2024	2024	2023
Wages and salaries	(5,585,803)	(10,977,618)	(10,399,505)	(6,365,208)	(12,494,385)	(11,964,981)
Benefits	(1,953,264)	(3,822,353)	(3,558,113)	(2,076,371)	(4,041,069)	(3,749,811)
Social charges	(1,807,470)	(3,540,367)	(3,387,386)	(1,992,765)	(3,887,251)	(3,715,692)
Personnel administrative provisions	(1,266,128)	(2,685,456)	(2,480,762)	(1,270,619)	(2,694,727)	(2,594,787)
Pension plans	(578,488)	(1,056,849)	(975,137)	(587,616)	(1,074,820)	(991,156)
Directors' and officers' remuneration	(22,035)	(44,675)	(44,381)	(33,027)	(65,259)	(63,723)
Staff training	(33,815)	(53,190)	(46,015)	(40,482)	(63,443)	(57,733)
<b>Total</b>	<b>(11,247,003)</b>	<b>(22,180,508)</b>	<b>(20,891,299)</b>	<b>(12,366,088)</b>	<b>(24,320,954)</b>	<b>(23,137,883)</b>





In thousands of Reais, unless otherwise stated

## 26 – Other administrative expenses

	Banco do Brasil			Consolidated		
	2nd half/2024	2024	2023	2nd half/2024	2024	2023
Amortization	(1,238,077)	(2,461,264)	(2,352,931)	(1,242,085)	(2,469,265)	(2,364,205)
Rent	(709,957)	(1,386,709)	(1,406,479)	(764,553)	(1,476,041)	(1,474,149)
Depreciation	(586,090)	(1,406,483)	(1,575,735)	(612,683)	(1,454,909)	(1,631,954)
Security services	(699,424)	(1,371,043)	(1,300,596)	(730,806)	(1,416,130)	(1,338,942)
Data processing	(960,391)	(1,786,409)	(1,614,104)	(628,091)	(1,140,456)	(1,050,385)
Expenses with outsourced services	(416,501)	(937,849)	(993,918)	(383,247)	(854,341)	(898,509)
Maintenance and upkeep	(593,483)	(1,221,887)	(1,157,306)	(414,254)	(807,420)	(787,688)
Specialized technical services	(282,873)	(504,592)	(418,229)	(388,417)	(655,337)	(543,468)
Programa de Desempenho Gratificado - PDG	(305,523)	(609,904)	(602,351)	(305,523)	(609,904)	(602,351)
Financial system services	(251,204)	(492,383)	(623,860)	(315,120)	(599,864)	(724,715)
Advertising and marketing	(299,285)	(527,927)	(474,695)	(320,142)	(560,193)	(510,355)
Communications	(244,719)	(479,197)	(470,676)	(278,816)	(544,411)	(528,887)
Water, electricity and gas	(230,721)	(497,383)	(474,280)	(242,555)	(516,900)	(489,035)
Promotion and public relations	(136,037)	(252,842)	(226,451)	(180,764)	(324,829)	(271,238)
Transport	(48,515)	(91,717)	(76,973)	(85,942)	(158,415)	(139,498)
Domestic travel	(65,768)	(114,553)	(86,521)	(78,370)	(142,170)	(116,128)
Materials	(8,466)	(16,223)	(18,231)	(31,027)	(45,197)	(36,287)
Other	(347,318)	(691,933)	(533,867)	(433,625)	(780,624)	(679,689)
<b>Total</b>	<b>(7,424,352)</b>	<b>(14,850,298)</b>	<b>(14,407,203)</b>	<b>(7,436,020)</b>	<b>(14,556,406)</b>	<b>(14,187,483)</b>



In thousands of Reais, unless otherwise stated

## 27 – Other income/expenses

### a) Other operating income

	Banco do Brasil			Consolidated		
	2nd half/2024	2024	2023	2nd half/2024	2024	2023
Defined benefit plan income	1,424,055	2,672,448	2,949,618	1,424,055	2,672,448	2,949,618
Update of deposits in guarantee	1,155,415	2,335,173	2,586,678	1,155,349	2,284,991	2,606,285
Recovery of charges and expenses	1,440,247	2,690,470	2,357,799	1,139,472	2,109,985	1,807,881
Cards transactions	648,319	1,110,819	988,041	812,802	1,371,969	1,145,401
Surplus allocation update - Previ Plan 1 (Note 29.f)	518,417	1,102,225	954,017	518,417	1,102,225	954,017
Clube de Benefícios BB	236,674	459,127	403,310	236,674	459,127	403,310
From non-financial subsidiaries	593	593	--	149,735	291,577	321,813
Reversal of provisions - other	93,627	163,440	31,822	128,885	264,578	114,672
Adjustment of recoverable tax	99,945	230,286	245,153	99,945	230,286	245,153
Reversal of provisions - administrative and personnel expenses	101,312	144,421	114,491	101,312	144,421	114,491
Convictions, costs and court settlements income	46,303	67,164	41,785	46,303	67,164	41,785
Receivables income	14,659	40,554	47,140	14,659	40,554	47,140
Dividends received	41,306	167,741	232,621	--	282	766
Other	237,997	396,889	495,315	365,247	654,086	724,345
<b>Total</b>	<b>6,058,869</b>	<b>11,581,350</b>	<b>11,447,790</b>	<b>6,192,855</b>	<b>11,693,693</b>	<b>11,476,677</b>

### b) Other operating expenses

	Banco do Brasil			Consolidated		
	2nd half/2024	2024	2023	2nd half/2024	2024	2023
Cards transactions	(1,058,937)	(1,994,228)	(2,104,614)	(1,190,483)	(2,226,982)	(2,322,028)
Expenses with outsourced services	(661,927)	(1,344,851)	(1,373,337)	(907,607)	(1,788,779)	(1,651,131)
Discounts granted on renegotiations	(691,479)	(1,432,168)	(1,318,845)	(691,479)	(1,432,168)	(1,318,845)
Business relationship bonus	(720,889)	(1,376,665)	(1,313,975)	(720,889)	(1,376,665)	(1,313,975)
Actuarial liabilities update	(674,940)	(1,344,921)	(1,292,032)	(674,940)	(1,344,921)	(1,292,032)
From non-financial subsidiaries	--	--	--	(494,954)	(875,855)	(853,617)
INSS - Social Security	(291,875)	(594,067)	(512,619)	(291,875)	(594,067)	(512,619)
Transportation of valuables	(289,385)	(569,024)	(529,442)	(289,385)	(569,024)	(529,442)
Life insurance premium - consumer credit	(252,810)	(485,399)	(424,365)	(252,810)	(485,399)	(424,365)
ATM Network	(219,997)	(476,992)	(402,671)	(219,997)	(476,992)	(402,671)
Compensation for transactions of banking correspondents	(243,228)	(420,046)	(313,603)	(243,228)	(420,046)	(313,603)
Failures/frauds and other losses	(126,191)	(233,236)	(342,669)	(135,571)	(247,116)	(390,530)
Other expenses - operational provisions	(1,223)	(1,544)	(3,746)	(20,734)	(48,052)	(40,723)
Impairment losses	(17,227)	(17,227)	(63,549)	(22,642)	(22,642)	(71,567)
Other	(2,328,814)	(4,159,165)	(2,995,746)	(2,303,993)	(4,022,485)	(2,889,918)
<b>Total</b>	<b>(7,578,922)</b>	<b>(14,449,533)</b>	<b>(12,991,213)</b>	<b>(8,460,587)</b>	<b>(15,931,193)</b>	<b>(14,327,066)</b>



## 28 – Related party transactions

### a) Bank's key management personnel

Salaries and other benefits paid the Bank's key management personnel (Executive Board and Board of Directors) are as follows:

	2nd half/2024	2024	2023
<b>Short-term benefits</b>	<b>28,593</b>	<b>62,371</b>	<b>51,435</b>
Compensation and social charges	17,492	34,452	31,866
Executive Board	17,387	34,140	31,443
Board of Directors	105	312	423
Variable remuneration (cash) and social charges	7,035	20,611	13,503
Other <sup>1</sup>	4,066	7,308	6,066
<b>Termination benefits</b>	<b>294</b>	<b>590</b>	<b>3,503</b>
<b>Share-based payment benefits</b>	<b>612</b>	<b>14,088</b>	<b>8,595</b>
<b>Total</b>	<b>29,499</b>	<b>77,049</b>	<b>63,533</b>

1 - Includes compensation for the members of the Audit Committee and Risks and Capital Committee that are part of the Board of Directors, as well as employer contributions to pension plan and complementary healthy plan, housing assistance, removal benefits, group insurance, among others.

The Bank's variable compensation policy (developed in accordance with CMN Resolution 5,177/2024) requires variable compensation for the Executive Directors to be paid partially in shares (Note 23.m).

The Bank does not offer post-employment benefits to its key management personnel, except for those who are part of the staff of the Bank.

### b) Details of related party transactions

The Bank has the policy of related party transactions approved by the Board of Directors and disclosed to the market. The policy aims to establish rules to assure that all decisions, especially those involving related party and other situations potentially conflicted, are made observing the interests of the Bank and its shareholders. It is applicable to all staff and directors of the company.

The policy forbids related party transactions under conditions other than those of the market or that may adversely affect the Bank's interest. Therefore, the transactions are conducted under normal market conditions. The terms and conditions reflect comparable transactions with unrelated parties (including interest rates and collateral requirements). These transactions do not involve unusual payment risks, as disclosed in other notes.

The transactions between the consolidated companies are eliminated in the consolidated financial statements.

The main transactions carried out by the Bank with related parties are:

- a) intercompany transactions, such as: interbank deposits, securities, loans, interest bearing and non-interest bearing deposits, securities sold under repurchase agreements, borrowings and onlendings, guarantees given and others;
- b) receivables from the National Treasury for interest rate equalization under Federal Government programs (Law 8,427/1992). Interest rate equalization represents an economic subsidy for rural credit, which provides borrowers with discounted interest rates compared to the Bank's normal funding costs (including administrative and tax expenses). The equalization payment is updated by the Selic rate in accordance with the National Treasury's budgeting process (as defined by law) and is designed to preserve the Bank's earnings;
- c) Previ uses the Bank's internal systems for voting, selective processes and access to common internal standards, which generates cost savings for both parties involved;



In thousands of Reais, unless otherwise stated

- d) Related parties loan physical space to the Bank free of charge with the Bank, using the spaces mainly for the installation of self-service terminals, banking service offices and branches. These free of charge loans with related parties do not represent significant value, because the most of them are carried out with third parties;
- e) provision of business support services for controlled and sponsored entities for which the Bank is reimbursed for its costs with employees, technology and materials. Sharing of structure aims to gain efficiency for the Conglomerate. In the 2nd half/2024, the Bank was reimbursed a total of R\$ 524,803 thousand related to the structure sharing and a total of R\$ 222,919 thousand in the Consolidated. In 2024, the Bank was reimbursed a total of R\$ 1,017,638 thousand (R\$ 918,063 thousand in 2023), related to the structure sharing and a total of R\$ 435,071 thousand (R\$ 361,500 thousand in 2023) in the Consolidated. Additional information regarding the assignment of employees can be obtained in Note 32.d - Assignment of employees to outside agencies;
- f) contracts in which the Bank rents property owned by the entities sponsored to carry out its activities;
- g) acquisition of portfolio of loans transferred by Banco Votorantim;
- h) assignment of credits arising from loans written off as losses to Ativos S.A.;
- i) hiring specialized services from BB Tecnologia S.A (BBTS) for specialized technical assistance, digitization and copy of documents, telemarketing, extrajudicial collection, support and backing for financial and non-financial business processes, monitoring, supervision and execution of activities inherent to equipment and environments, software development, support and testing, data center support and operation, management of cell phone electronic messages, outsourcing and monitoring of physical security systems and telephony outsourcing;
- j) amounts receivable arising from the honors requested by the Bank to the Guarantee Funds (in which the Federal Government holds participation), according to the terms and conditions established by the regulation of each guarantee program. The Guarantee Funds are public or private nature instruments intended to guarantee projects and credit operations, aiming to, among others, enable structured enterprises of the Federal Government and support the inclusion of individuals and companies in the credit market; and
- k) Guarantees received and given and other obligations, including contract of opening of a revolving interbank credit line with Banco Votorantim.

The Bank and Caixa Econômica Federal (CEF) signed a credit opening agreement for real estate loans, in the amount up to R\$ 1,830,000 thousand, in 2024 (up to R\$ 1,650,000 thousand in 2023).

The balances arising from the transactions above mentioned are disclosed in the "Summary of related party transactions" segregated by nature and category of related parties.

Some transactions are disclosed in other notes: the resources applied in federal government securities are listed in Note 10; information about the government funds is related in Notes 19 and 20; and additional information about the Bank's contributions and other transactions with sponsored entities are listed in Note 29.

Fundação Banco do Brasil (FBB) promotes, encourages and sponsors actions in the areas of education, culture, health, social welfare, recreation and sports, science, technology and community development. The Bank's contributions to FBB totaled R\$ 65,908 thousand in the 2nd half/2024 and R\$ 184,949 thousand in 2024 (R\$ 85,119 thousand in 2023).

### c) Acquisition of portfolio of loans transferred by Banco Votorantim

	2024	2023
Assignment with substantial retention of risks and rewards (with co-obligation)	5,937,492	9,426,648



In thousands of Reais, unless otherwise stated

#### d) Summary of related party transactions

We present the related party transactions segregated into the following categories:

- Controller:** Union (National Treasury and agencies of the direct administration of the Federal Government);
- Subsidiaries:** Companies are listed in Note 2.e;
- Associates and joint ventures:** Mainly refer to Banco Votorantim, Cielo, BB Mapfre Participações, Brasilprev, Brasilcap, Alelo, Cateno and Tecban;
- Key management personnel:** Board of Directors and Executive Board; and
- Other related parties:** State-owned companies and public companies controlled by the Federal Government, such as: Petrobras, CEF and BNDES. Government funds such as: Fundo de Amparo ao Trabalhador – FAT, Fundo de Aval para Geração de Emprego e Renda – Funproger. In addition, entities linked to employees and sponsored entities: Cassi, Previ and others.

Banco do Brasil	Controller	Subsidiaries	Associates and joint ventures	Key management personnel	Other related parties	Dec 31, 2024
<b>Assets</b>	<b>2,886,718</b>	<b>4,279,126</b>	<b>11,513,232</b>	<b>9,072</b>	<b>16,123,356</b>	<b>34,811,504</b>
Interbank investments	--	3,483,785	391,426	--	2,550,800	6,426,011
Securities and derivative financial instruments	--	--	157,667	--	1,071,112	1,228,779
Loan portfolio <sup>1</sup>	--	286,865	10,178,905	9,072	12,199,687	22,674,529
Other assets <sup>2</sup>	2,886,718	508,476	785,234	--	301,757	4,482,185
<b>Liabilities</b>	<b>10,581,769</b>	<b>36,345,245</b>	<b>15,714,853</b>	<b>33,746</b>	<b>63,109,898</b>	<b>125,785,511</b>
Customers resources	3,318,400	176,775	518,895	2,558	10,727,350	14,743,978
Financial institutions resources	82,934	30,125,937	1,967,321	--	51,325,175	83,501,367
Resources from issuance of debt securities	5,726,173	37,432	31,754	31,188	240,203	6,066,750
Other liabilities <sup>3</sup>	1,454,262	6,005,101	13,196,883	--	817,170	21,473,416
Guarantees given and other coobligations	353,745	320,348	5,000,721	--	--	5,674,814
<b>Statement of income</b>						<b>2nd half/2024</b>
Income from financial intermediation	2,410,647	432,359	536,723	439	562,385	3,942,553
Expenses from financial intermediation	(240,304)	(1,317,139)	(24,286)	(1,326)	(1,904,710)	(3,487,765)
Service fee income	52,668	21,076	545,833	--	367,709	987,286
Other income	186,825	343,390	218,570	--	9,641	758,426
Other expenses	(951,929)	(1,073,249)	(480,529)	--	(285,622)	(2,791,329)
<b>Statement of income</b>						<b>2024</b>
Income from financial intermediation	4,266,532	2,803,025	1,127,417	835	993,256	9,191,065
Expenses from financial intermediation	(475,015)	(4,281,597)	(45,219)	(2,472)	(3,783,680)	(8,587,983)
Service fee income	120,444	42,458	860,435	--	700,446	1,723,783
Other income	197,375	750,416	430,662	--	15,266	1,393,719
Other expenses	(1,548,504)	(2,145,273)	(863,386)	--	(546,589)	(5,103,752)

1 - The Bank constituted the amount of R\$ 23 thousand as allowance for losses associated with credit risk on related parties' loan portfolio. The reversal of expense for allowance was R\$ 48 thousand in the 2nd half/2024 (the reversal of expense for allowance was R\$ 20 thousand in 2024).

2 - The transactions with the Controller refer mainly to interest rate equalization – agricultural crop and receivables – National Treasury.

3 - The associates and joint ventures' balance mainly refers to amounts payable to Cielo relating to transactions carried out with credit and debit cards issued by the Bank to be transferred by the Cielo to the accredited establishments.



In thousands of Reais, unless otherwise stated

Banco do Brasil	Controller	Subsidiaries	Associates and joint ventures	Key management personnel	Other related parties	Dec 31, 2023
<b>Assets</b>	<b>2,218,804</b>	<b>62,021,880</b>	<b>14,311,122</b>	<b>5,744</b>	<b>8,666,762</b>	<b>87,224,312</b>
Interbank investments	--	61,369,168	2,264,354	--	2,024,499	65,658,021
Securities and derivative financial instruments	--	5,886	172,092	--	750,192	928,170
Loan portfolio <sup>1</sup>	--	330,997	11,052,095	5,744	5,598,011	16,986,847
Other assets <sup>2</sup>	2,218,804	315,829	822,581	--	294,060	3,651,274
<b>Liabilities</b>	<b>11,328,301</b>	<b>86,967,143</b>	<b>14,295,350</b>	<b>24,240</b>	<b>64,201,350</b>	<b>176,816,384</b>
Customers resources	3,335,799	831,058	476,907	1,574	17,437,737	22,083,075
Financial institutions resources	139,308	81,057,750	100,039	--	45,220,590	126,517,687
Resources from issuance of debt securities	6,632,317	40,053	38,634	22,666	168,318	6,901,988
Other liabilities <sup>3</sup>	1,220,877	5,038,282	13,679,770	--	1,374,705	21,313,634
Guarantees given and other coobligations	293,040	520,404	5,000,023	--	30,864	5,844,331
<b>Statement of income</b>						<b>2023</b>
Income from financial intermediation	5,016,441	5,859,883	1,320,155	700	595,817	12,792,996
Expenses from financial intermediation	(397,515)	(6,954,830)	(40,631)	(2,316)	(4,078,899)	(11,474,191)
Service fee income	134,801	43,384	581,039	--	721,262	1,480,486
Other income	29,295	788,524	614,307	--	17,216	1,449,342
Other expenses	(1,073,172)	(1,852,407)	(757,683)	--	(1,474,015)	(5,157,277)

1 - The Bank constituted the amount of R\$ 43 thousand as allowance for losses associated with credit risk on related parties' loan portfolio. The constitution of expense for allowance was R\$ 4 thousand in 2023.

2 - The transactions with the Controller refer mainly to interest rate equalization – agricultural crop and receivables – National Treasury.

3 - The associates and joint ventures' balance mainly refers to amounts payable to Cielo relating to transactions carried out with credit and debit cards issued by the Bank to be transferred by the Cielo to the accredited establishments.

Consolidated	Controller	Associates and joint ventures	Key management personnel	Other related parties	Dec 31, 2024
<b>Assets</b>	<b>2,886,718</b>	<b>12,932,218</b>	<b>9,072</b>	<b>16,203,455</b>	<b>32,031,463</b>
Interbank investments	--	391,426	--	2,550,800	2,942,226
Securities and derivative financial instruments	--	157,667	--	1,151,066	1,308,733
Loan portfolio <sup>1</sup>	--	10,178,905	9,072	12,199,687	22,387,664
Other assets <sup>2</sup>	2,886,718	2,204,220	--	301,902	5,392,840
<b>Liabilities</b>	<b>5,481,770</b>	<b>21,702,652</b>	<b>33,746</b>	<b>63,109,898</b>	<b>90,328,066</b>
Customers resources	3,318,400	518,895	2,558	10,727,350	14,567,203
Financial institutions resources	82,934	1,967,321	--	51,325,175	53,375,430
Resources from issuance of debt securities	626,174	31,754	31,188	240,203	929,319
Other liabilities <sup>3</sup>	1,454,262	19,184,682	--	817,170	21,456,114
Guarantees given and other coobligations	353,745	5,000,721	--	--	5,354,466
<b>Statement of income</b>					<b>2nd half/2024</b>
Income from financial intermediation	2,410,647	535,591	439	564,938	3,511,615
Expenses from financial intermediation	(154,785)	(24,286)	(1,326)	(1,904,710)	(2,085,107)
Service fee income	55,395	3,795,449	13	390,466	4,241,323
Other income	186,825	342,903	--	9,641	539,369
Other expenses	(951,929)	(480,529)	--	(287,484)	(1,719,942)
<b>Statement of income</b>					<b>2024</b>
Income from financial intermediation	4,266,532	1,126,456	835	996,976	6,390,799
Expenses from financial intermediation	(260,832)	(45,219)	(2,472)	(3,783,680)	(4,092,203)
Service fee income	126,961	7,201,157	21	744,280	8,072,419
Other income	197,375	679,327	--	15,266	891,968
Other expenses	(1,548,504)	(863,386)	--	(550,702)	(2,962,592)

1 - The Bank constituted the amount of R\$ 23 thousand as allowance for losses associated with credit risk on related parties' loan portfolio. The reversal of expense for allowance was R\$ 48 thousand in the 2nd half/2024 (the reversal of expense for allowance was R\$ 20 thousand in 2024).

2 - The transactions with the Controller refer mainly to interest rate equalization – agricultural crop and receivables – National Treasury.

3 - The associates and joint ventures' balance mainly refers to amounts payable to Cielo relating to transactions carried out with credit and debit cards issued by the Bank to be transferred by the Cielo to the accredited establishments.



In thousands of Reais, unless otherwise stated

Consolidated	Controller	Associates and joint ventures	Key management personnel	Other related parties	Dec 31, 2023
<b>Assets</b>	<b>2,218,804</b>	<b>14,639,113</b>	<b>5,744</b>	<b>8,672,109</b>	<b>25,535,770</b>
Interbank investments	--	2,264,354	--	2,024,499	4,288,853
Securities and derivative financial instruments	--	172,092	--	750,827	922,919
Loan portfolio <sup>1</sup>	--	11,052,095	5,744	5,598,011	16,655,850
Other assets <sup>2</sup>	2,218,804	1,150,572	--	298,772	3,668,148
<b>Liabilities</b>	<b>5,232,256</b>	<b>18,923,689</b>	<b>24,240</b>	<b>64,201,350</b>	<b>88,381,535</b>
Customers resources	3,339,754	476,907	1,574	17,437,737	21,255,972
Financial institutions resources	139,308	100,039	--	45,220,590	45,459,937
Resources from issuance of debt securities	532,317	38,634	22,666	168,318	761,935
Other liabilities <sup>3</sup>	1,220,877	18,308,109	--	1,374,705	20,903,691
Guarantees given and other coobligations	293,040	5,000,023	--	30,864	5,323,927
<b>Statement of income</b>			<b>2023</b>		
Income from financial intermediation	5,016,441	1,781,577	700	596,808	7,395,526
Expenses from financial intermediation	(189,136)	(40,631)	(2,316)	(4,078,899)	(4,310,982)
Service fee income	141,352	6,346,319	45	761,627	7,249,343
Other income	29,295	862,970	--	17,216	909,481
Other expenses	(1,073,172)	(761,973)	--	(1,474,574)	(3,309,719)

1 - The Bank constituted the amount of R\$ 43 thousand as allowance for losses associated with credit risk on related parties' loan portfolio. The constitution of expense for allowance was R\$ 4 thousand in 2023.

2 - The transactions with the Controller refer mainly to interest rate equalization – agricultural crop and receivables – National Treasury.

3 - The associates and joint ventures' balance mainly refers to amounts payable to Cielo relating to transactions carried out with credit and debit cards issued by the Bank to be transferred by the Cielo to the accredited establishments.



In thousands of Reais, unless otherwise stated

## 29 – Employee benefits

Banco do Brasil sponsors the following pension and health insurance plans for its employees, that ensure the complementation of retirement benefits and medical assistance:

	Plans	Benefits	Classification
Previ - Caixa de Previdência dos Funcionários do Banco do Brasil	Previ Futuro	Retirement and Pension	Defined contribution
	Plano de Benefícios 1	Retirement and Pension	Defined benefit
	Plano Informal	Retirement and Pension	Defined benefit
Cassi - Caixa de Assistência dos Funcionários do Banco do Brasil	Plano de Associados	Health Care	Defined benefit
Economus – Instituto de Seguridade Social	Prevmais <sup>1</sup>	Retirement and Pension	Defined benefit
	Regulamento Geral	Retirement and Pension	Defined benefit
	Regulamento Complementar 1	Retirement and Pension	Defined benefit
	Grupo B'	Retirement and Pension	Defined benefit
	Plano Unificado de Saúde - PLUS	Health Care	Defined benefit
	Plano Unificado de Saúde - PLUS II	Health Care	Defined benefit
	Plano de Assistência Médica Complementar - PAMC	Health Care	Defined benefit
Fusesc - Fundação Codesc de Seguridade Social	Multifuturo I <sup>1</sup>	Retirement and Pension	Defined benefit
	Plano de Benefícios I	Retirement and Pension	Defined benefit
SIM - Caixa de Assistência dos Empregados dos Sistemas Besc e Codesc, do Badesc e da Fusesc	Plano de Saúde	Health Care	Defined contribution
Prevbep - Caixa de Previdência Social	Plano BEP	Retirement and Pension	Defined benefit

<sup>1</sup> - Plans whose scheduled benefits present a combination of the characteristics of the defined contribution and defined benefit modalities, as chosen by the participant. Risk benefits belong to the defined benefit modality.

### Number of participants covered by benefit plans sponsored by the Bank

	Dec 31, 2024			Dec 31, 2023		
	Number of participants			Number of participants		
	Actives	Retired/users	Total	Actives	Retired/users	Total
<b>Retirement and pension plans</b>	<b>88,174</b>	<b>121,982</b>	<b>210,156</b>	<b>87,633</b>	<b>122,428</b>	<b>210,061</b>
Plano de Benefícios 1 - Previ	2,815	99,348	102,163	3,111	99,991	103,102
Plano Previ Futuro	75,232	4,522	79,754	74,259	4,123	78,382
Plano Informal	--	1,820	1,820	--	1,916	1,916
Other plans	10,127	16,292	26,419	10,263	16,398	26,661
<b>Health care plans</b>	<b>89,715</b>	<b>105,748</b>	<b>195,463</b>	<b>89,336</b>	<b>106,502</b>	<b>195,838</b>
Cassi	81,208	100,554	181,762	80,681	101,054	181,735
Other plans	8,507	5,194	13,701	8,655	5,448	14,103





In thousands of Reais, unless otherwise stated

### Bank's contributions to benefit plans

	2nd half/2024	2024	2023
<b>Retirement and pension plans</b>	<b>1,206,668</b>	<b>2,233,273</b>	<b>2,099,626</b>
Plano de Benefícios 1 - Previ <sup>1</sup>	366,004	685,053	660,535
Plano Previ Futuro	611,195	1,117,144	1,011,300
Plano Informal	64,580	126,081	134,995
Other plans	164,889	304,995	292,796
<b>Health care plans</b>	<b>1,171,771</b>	<b>2,241,923</b>	<b>2,147,840</b>
Cassi	1,039,498	1,998,136	1,908,758
Other plans	132,273	243,787	239,082
<b>Total</b>	<b>2,378,439</b>	<b>4,475,196</b>	<b>4,247,466</b>

1 - Refers to the contributions relating to participants subject to Agreement 97 and Plan 1, whereby these contributions occur by the realization of Fundo Paridade until 2018 and Fundo de Utilização (Note 29.f). Agreement 97 aims to regulate the funding required to constitute a portion equivalent to 53.7% of guaranteed amount relating to the supplementary pension due to the participants who joined the Bank up to April 14, 1967 and who have retired or will retire after the aforementioned date, except for those participants who are part of the Plano Informal.

On December 31, 2024, the Bank's contributions to defined benefit plans (post-employment) were estimated at R\$ 1,001,947 thousand for the next 6 months and R\$ 2,137,031 thousand for the next 12 months.

### Values recognized in income

	2nd half/2024	2024	2023
<b>Retirement and pension plans</b>	<b>661,379</b>	<b>1,251,152</b>	<b>1,634,233</b>
Plano de Benefícios 1 - Previ	1,393,911	2,615,142	2,880,308
Plano Previ Futuro	(611,195)	(1,117,144)	(1,011,300)
Plano Informal	(51,666)	(103,730)	(107,170)
Other plans	(69,671)	(143,116)	(127,605)
<b>Health care plans</b>	<b>(1,274,491)</b>	<b>(2,474,060)</b>	<b>(2,342,250)</b>
Cassi	(1,149,005)	(2,233,927)	(2,120,045)
Other plans	(125,486)	(240,133)	(222,205)
<b>Total</b>	<b>(613,112)</b>	<b>(1,222,908)</b>	<b>(708,017)</b>

Detailed information regarding defined benefit plans is provided in Note 29.d.4.



## a) Retirement and pension plans

### Previ Futuro (Previ)

Participants in this plan include Bank employees hired after December 24, 1997. Depending on time of service and salary, active participants may contribute between 7% and 17% of their salary (retired participants do not contribute). The plan sponsor matches participants' contributions up to 14% of their salaries.

### Plano de Benefícios 1 (Previ)

Participants in this plan include Bank employees hired prior to December 23, 1997. Active and retired participants may contribute between 1.8% and 7.8% of their salary or pension.

### Plano Informal (Previ)

Banco do Brasil is fully responsible for this plan. The Bank's contractual obligations include to:

- (i) providing retirement benefits to the initial group of participants and pension payments to the beneficiaries of participants who died prior to April 14, 1967;
- (ii) paying additional retirement benefits to plan participants who retired prior to April 14, 1967, or had the right to retire based on time of service and at least 20 years of service with the Bank; and
- (iii) increasing retirement and pension benefits due to judicial and administrative decisions related to changes in the Bank's career, salary and incentive plans (in excess of the plan's original benefits).

### Prevmais (Economus)

Participants in this plan include employees of Banco Nossa Caixa (a bank acquired by Banco do Brasil on November 30, 2009) who enrolled after August 01, 2006, or were part of the Regulamento Geral benefit plan and opted to receive their vested account balances. The sponsor and participants make equal contributions, which may not exceed 8% of participants' salaries. The plan provides additional risk coverage, including supplemental health, work-related accident, disability and death benefits.

### Regulamento Geral (Economus)

Participants in this plan include employees of Banco Nossa Caixa who enrolled prior to July 31, 2006. This plan is closed to new members. The sponsor and participants contribute equally.

### Regulamento Complementar 1 (Economus)

Participants in this plan include employees of Banco Nossa Caixa. This plan offers supplemental health benefits and annuities upon death or disability. The sponsor, participants and retired/other beneficiaries fund the plan.

### Grupo B' (Economus)

Group of employees and retirees of Banco Nossa Caixa admitted between January 22, 1974, and May 13, 1974, and their beneficiaries.

### Multifuturo I (Fusesc)

Participants in this plan include employees of the State Bank of Santa Catarina – Besc (acquired by Banco do Brasil on September 30, 2008) who enrolled after January 12, 2003, or were part of the Plano de Benefícios I (Fusesc) and chose to participate in this plan. Participants may contribute from 2% to 7% of their salaries. The plan sponsor matches these contributions.

### Plano de Benefícios I (Fusesc)

Participants in this plan include employees of Besc who enrolled prior to January 11, 2003. This plan is closed to new members. The sponsor and participants contribute equally.

### Plano BEP (Prevbep)

Participants in this plan include employees of the State Bank of Piauí – BEP (acquired by Banco do Brasil on November 30, 2008). The sponsor and participants contribute equally.



## b) Health care plans

### Plano de Associados (Cassi)

The Bank sponsors a health care plan managed by Cassi. The plan covers health care services related to prevention, protection, recovery and rehabilitation for participants and their beneficiaries. Each month, the Bank contributes 4.5% of participants' salaries or pension benefits, in addition to 3% per dependent of active employee (up to three dependents).

Monthly contributions by participants and pensioners total 4% of their salary or pension, copayments for certain hospital procedures, in addition to the contribution per dependent, following the rules provided for in the Cassi Statute and in the plan's regulations.

### Plano Unificado de Saúde - PLUS (Economus)

Participants in this plan include employees from Banco Nossa Caixa, who enrolled prior to December 12, 2000. Participation in this plan requires a direct payroll deduction of 1.5%, providing coverage for employees and certain preferred dependents. An additional 10% copayment is required for each medical visit and low-cost exam performed by employees and their dependents (both preferred and non-preferred).

### Plano Unificado de Saúde - PLUS II (Economus)

Participants in this plan include employees from Banco Nossa Caixa, who enrolled after January 01, 2001. Participation in this plan requires a direct payroll deduction of 1.5%, providing coverage for employees and certain preferred dependents. An additional 10% copayment is required for each medical visit and low-cost exam performed by employees and their dependents and adult children. This plan does not cover non-preferred dependents.

### Plano de Assistência Médica Complementar - PAMC (Economus)

Participants in this plan include employees of Banco Nossa Caixa located in the state of São Paulo. The plan serves disabled employees under the Complementar and Regulamento Geral and their dependents. Participant costs vary based on usage and in accordance with a progressive salary table.

### Plano de Saúde (SIM)

Participants in this plan include employees of Besc and other sponsors of the plan (including Badesc, Bescor, Fuscsc and SIM). The monthly contribution of the active beneficiaries is variable according to the beneficiary's age, owed by themselves and their dependents, and the contribution's sponsors, in relation to the actives beneficiaries and their respective dependents, is also variable according to its age group. The plan also provides copayment in medical appointments, exams and home care, following the rules set out in the plan's regulations.

## c) Risk factors

The Bank may be required to make extraordinary contributions to sponsored entities, which may adversely affect the Bank's operating income and shareholders' equity.

In one hand, from an asset point of view, actuarial risk is associated with the possibility of losses resulting from fluctuation (decrease) in the fair value of plan assets. On the other hand, from the point of view of actuarial liabilities, the risk is associated with the possibility of losses arising from the fluctuation (increase) in the present value of the actuarial obligations of the plans of the Defined Benefit category.

Determination of the Bank's obligations to these entities is based on long-term actuarial and financial estimates and the application and interpretation of current regulatory standards. Inaccuracies inherent to the estimation process could result in differences between recorded amounts and the actual obligations in the future. This could have a negative impact on the Bank's operating results.



#### d) Actuarial valuations

Actuarial evaluations are performed every six months. The information contained in the below tables refers to the calculations on Dec 31, 2024 and on Dec 31, 2023.

##### d.1) Changes in present value of defined benefit actuarial obligations

	Plano 1 - Previ		Plano Informal - Previ		Plano de Associados - Cassi		Other plans	
	2024	2023	2024	2023	2024	2023	2024	2023
<b>Opening balance</b>	<b>(170,184,420)</b>	<b>(140,726,703)</b>	<b>(815,963)</b>	<b>(752,171)</b>	<b>(10,912,671)</b>	<b>(8,808,892)</b>	<b>(10,008,619)</b>	<b>(8,352,609)</b>
Interest cost	(16,805,251)	(16,592,450)	(76,667)	(81,290)	(1,094,779)	(1,054,064)	(998,629)	(981,052)
Current service cost	(32,447)	(45,096)	--	--	(92,829)	(83,398)	(3,909)	(3,671)
Past service cost	--	--	(27,063)	(25,880)	--	--	--	--
Benefits paid using plan assets	16,486,575	16,101,165	126,081	134,995	951,818	926,175	947,416	916,460
Remeasurements of actuarial gain/(losses)	41,464,139	(28,921,336)	156,076	(91,617)	2,689,119	(1,892,492)	2,301,334	(1,587,747)
Experience adjustment	(3,502,836)	(1,197,402)	2,870	637	100,180	(189,334)	(104,183)	(55,461)
Changes to biometric/demographic assumptions	(183,709)	38	(8,198)	--	26,623	1,411	5,705	284
Changes to financial assumptions	45,150,684	(27,723,972)	161,404	(92,254)	2,562,316	(1,704,569)	2,399,812	(1,532,570)
<b>Closing balance</b>	<b>(129,071,404)</b>	<b>(170,184,420)</b>	<b>(637,536)</b>	<b>(815,963)</b>	<b>(8,459,342)</b>	<b>(10,912,671)</b>	<b>(7,762,407)</b>	<b>(10,008,619)</b>
Present value of actuarial liabilities with surplus	(129,071,404)	(170,184,420)	--	--	--	--	(7,714,673)	(8,065,338)
Present value of actuarial liabilities without surplus	--	--	(637,536)	(815,963)	(8,459,342)	(10,912,671)	(47,734)	(1,943,281)



In thousands of Reals, unless otherwise stated

### d.2) Changes in fair value of plan assets

	Plano 1 – Previ		Plano Informal – Previ		Plano de Associados – Cassi		Other plans <sup>1</sup>	
	2024	2023	2024	2023	2024	2023	2024	2023
<b>Opening balance</b>	<b>217,226,231</b>	<b>197,539,033</b>	--	--	--	--	<b>8,065,338</b>	<b>7,476,638</b>
Interest income	22,067,980	22,398,163	--	--	--	--	845,192	867,019
Contributions received	1,355,345	1,321,070	126,081	134,995	951,818	926,175	494,002	482,664
Participants	670,292	660,535	--	--	--	--	190,281	185,238
Sponsor	685,053	660,535	126,081	134,995	951,818	926,175	303,721	297,426
Benefits paid using plan assets	(16,486,575)	(16,101,165)	(126,081)	(134,995)	(951,818)	(926,175)	(947,416)	(916,460)
Actuarial gain/(loss) on plan assets	(41,323,751)	12,069,130	--	--	--	--	(742,443)	155,477
<b>Closing balance</b>	<b>182,839,230</b>	<b>217,226,231</b>	--	--	--	--	<b>7,714,673</b>	<b>8,065,338</b>

1 - Refers to the following plans: Regulamento Geral (Economus), Prevmias (Economus), Regulamento Complementar 1 (Economus), Multifuturo 1 (Fusesc), Plano 1 (Fusesc) and Plano BEP (Prevbep).

### d.3) Amounts recognized in the balance sheet

	Plano 1 – Previ		Plano Informal – Previ		Plano de Associados – Cassi		Other plans	
	Dec 31, 2024	Dec 31, 2023	Dec 31, 2024	Dec 31, 2023	Dec 31, 2024	Dec 31, 2023	Dec 31, 2024	Dec 31, 2023
1) Fair value of the plan assets	182,839,230	217,226,231	--	--	--	--	7,714,673	8,065,338
2) Present value of actuarial liabilities	(129,071,404)	(170,184,420)	(637,536)	(815,963)	(8,459,342)	(10,912,671)	(7,762,407)	(10,008,619)
3) Superávit/(déficit) (1+2)	53,767,826	47,041,811	(637,536)	(815,963)	(8,459,342)	(10,912,671)	(47,734)	(1,943,281)
<b>4) Net actuarial asset/(liability) <sup>1</sup></b>	<b>26,883,913</b>	<b>23,520,905</b>	<b>(637,536)</b>	<b>(815,963)</b>	<b>(8,459,342)</b>	<b>(10,912,671)</b>	<b>(454,864)</b>	<b>(1,527,327)</b>

1 - Refers to the portion of the surplus/(deficit) due from the sponsor.



In thousands of Reais, unless otherwise stated

**d.4) Changes in fair value of plan assets**

	Plano 1 – Previ			Plano Informal – Previ			Plano de Associados – Cassi			Other plans		
	2nd half/2024	2024	2023	2nd half/2024	2024	2023	2nd half/2024	2024	2023	2nd half/2024	2024	2023
Current service cost	(6,293)	(16,223)	(22,548)	--	--	--	(45,501)	(92,829)	(83,398)	(810)	(1,956)	(1,835)
Interest cost	(4,214,119)	(8,402,625)	(8,296,225)	(38,458)	(76,667)	(81,291)	(552,599)	(1,094,780)	(1,054,063)	(278,677)	(553,569)	(542,034)
Expected yield on plan assets	5,614,323	11,033,990	11,199,081	--	--	--	--	--	--	218,645	421,178	432,118
Unrecognized past service cost	--	--	--	(13,208)	(27,063)	(25,879)	--	--	--	--	--	--
Expense with active employees	--	--	--	--	--	--	(550,905)	(1,046,318)	(982,584)	(136,449)	(252,798)	(241,712)
Outros ajustes/reversão	--	--	--	--	--	--	--	--	--	2,134	3,896	3,653
<b>(Expense)/income recognized in the statement of income</b>	<b>1,393,911</b>	<b>2,615,142</b>	<b>2,880,308</b>	<b>(51,666)</b>	<b>(103,730)</b>	<b>(107,170)</b>	<b>(1,149,005)</b>	<b>(2,233,927)</b>	<b>(2,120,045)</b>	<b>(195,157)</b>	<b>(383,249)</b>	<b>(349,810)</b>

**d.5) Amounts recognized in the shareholders' equity**

	Plano 1 – Previ		Plano Informal – Previ		Plano de Associados – Cassi		Other plans	
	Dec 31, 2024	Dec 31, 2023	Dec 31, 2024	Dec 31, 2023	Dec 31, 2024	Dec 31, 2023	Dec 31, 2024	Dec 31, 2023
<b>Opening balance</b>	<b>(5,208,015)</b>	<b>(789,156)</b>	<b>(155,684)</b>	<b>(105,295)</b>	<b>(1,679,860)</b>	<b>(638,989)</b>	<b>(750,441)</b>	<b>(312,637)</b>
Accumulated other comprehensive income	62,813	(8,426,102)	156,077	(91,617)	2,689,119	(1,892,492)	903,089	(802,450)
Tax effects	(29,872)	4,007,243	(70,235)	41,228	(1,210,103)	851,621	(408,349)	364,646
<b>Closing balance</b>	<b>(5,175,074)</b>	<b>(5,208,015)</b>	<b>(69,842)</b>	<b>(155,684)</b>	<b>(200,844)</b>	<b>(1,679,860)</b>	<b>(255,701)</b>	<b>(750,441)</b>



In thousands of Reals, unless otherwise stated

**d.6) Maturity profile of defined benefit actuarial obligations on December 31, 2024**

	Duration <sup>1</sup>	Expected benefit payments <sup>2</sup>				
		Up to 1 year	1 to 2 years	2 to 3 years	Over 3 years	Total
Plano 1 (Previ)	8.01	16,747,157	16,431,337	16,156,235	314,704,982	364,039,711
Plano Informal (Previ)	5.53	123,043	111,168	100,489	934,800	1,269,500
Plano de Associados (Cassi)	9.25	1,045,971	1,026,996	1,008,148	27,651,499	30,732,614
Regulamento Geral (Economus)	7.87	744,486	738,552	731,400	13,779,205	15,993,643
Regulamento Complementar 1 (Economus)	9.74	3,839	4,038	4,273	137,885	150,035
Plus I e II (Economus)	10.81	53,520	55,581	57,573	2,477,590	2,644,264
Grupo B' (Economus)	7.04	25,430	25,140	24,808	372,894	448,272
Prevmais (Economus)	8.84	35,732	35,683	35,619	879,175	986,209
Multifuturo I (Fusesc)	8.42	9,452	9,433	9,399	208,113	236,397
Plano I (Fusesc)	6.63	54,437	53,055	51,548	686,963	846,003
Plano BEP (Prevbep)	8.29	8,296	8,241	8,182	171,092	195,811

1 - Weighted average duration, in years, of the defined benefit actuarial obligation.

2 - Amounts considered without discounting at present value.

**d.7) Composition of the plan assets**

	Plano 1 – Previ		Other plans	
	Dec 31, 2024	Dec 31, 2023	Dec 31, 2024	Dec 31, 2023
Fixed income	116,962,255	127,077,345	7,126,005	7,276,657
Equity securities and similar instruments <sup>1</sup>	48,013,582	70,598,525	131,446	294,801
Real estate investments	10,641,243	12,142,946	206,842	221,915
Loans and financing	5,210,918	5,669,605	154,238	156,858
Other	2,011,232	1,737,810	96,142	115,107
<b>Total</b>	<b>182,839,230</b>	<b>217,226,231</b>	<b>7,714,673</b>	<b>8,065,338</b>
Amounts listed in fair value of plan assets				
In the entity's own financial instruments	8,776,283	9,384,173	19,027	--
In properties or other assets used by the entity	1,225,023	1,390,248	32,032	35,153

1 - It includes, in Plano 1 – Previ, the amount of R\$ 3,947,785 thousand (R\$ 5,586,966 thousand on December, 31 2023), related to the assets that are not quoted in active markets.



In thousands of Reais, unless otherwise stated

**d.8) Main actuarial assumptions adopted**

	Plano 1 – Previ		Plano Informal – Previ		Plano de Associados – Cassi		Other plans	
	Dec 31, 2024	Dec 31, 2023	Dec 31, 2024	Dec 31, 2023	Dec 31, 2024	Dec 31, 2023	Dec 31, 2024	Dec 31, 2023
Inflation rate (p.a.)	3.80%	3.55%	3.89%	3.57%	3.78%	3.55%	3.80%	3.55%
Real discount rate (p.a.)	10.70%	6.81%	10.86%	6.64%	10.62%	6.86%	10.72%	6.80%
Nominal rate of return on investments (p.a.)	14.91%	10.60%	--	--	--	--	14.92%	10.59%
Real rate of expected salary growth (p.a.)	0.77%	0.77%	--	--	--	--	0.91%	0.91%
Actuarial life table	BR-EMSsb-2015		BR-EMSsb-2015		BR-EMSsb-2015		AT-2000 / AT-2012 / RP 2000	
Capitalization method	Projected credit unit		Projected credit unit		Projected credit unit		Projected credit unit	

In order to determine the values for the defined benefit plans, the Bank uses methods and assumptions different from those submitted by the entities sponsored.

CPC 33 (R1) addresses the accounting, as well as the effects that occurred or that will occur in the entities that sponsor employee benefits plans. However, the sponsored entities themselves must comply with the rules issued by the Ministério da Previdência Social, through the Conselho Nacional de Previdência Complementar (CNPCC) and the Superintendência Nacional de Previdência Complementar (Previc). The most significant differences are in the definition of the assumptions used in Plano 1 – Previ.





In thousands of Reais, unless otherwise stated

**d.9) Differences in assumptions of the Plano 1 – Previ on December 31, 2024**

	Bank	Previ
Real discount rate (p.a.)	10.70%	4.75%
Evaluation of assets		
Federal government bonds	Fair value	Amortized Cost
Equity stakes	Fair value	Adjusted Value <sup>1</sup>
Capitalization method	Projected credit unit	Aggregate method

1 - In the valuation methodology for its investment in Litel, uses as reference the closing price of vale's share, the Litel group's main asset, on the penultimate day of each month.

**d.10) Reconciliation of amounts calculated in Plan 1 - Previ/Bank**

	Plan assets		Actuarial liabilities		Effect in surplus/(deficit)	
	Dec 31, 2024	Dec 31, 2023	Dec 31, 2024	Dec 31, 2023	Dec 31, 2024	Dec 31, 2023
<b>Value determined - Previ</b>	<b>208,935,680</b>	<b>222,368,862</b>	<b>(212,150,678)</b>	<b>(208,014,404)</b>	<b>(3,214,998)</b>	<b>14,354,458</b>
Adjustment in the value of plan assets <sup>1</sup>	(26,096,450)	(5,142,631)	--	--	(26,096,450)	(5,142,631)
Adjustment in the liabilities - discount rate/capitalization method	--	--	83,079,274	37,829,984	83,079,274	37,829,984
<b>Value determined - Bank</b>	<b>182,839,230</b>	<b>217,226,231</b>	<b>(129,071,404)</b>	<b>(170,184,420)</b>	<b>53,767,826</b>	<b>47,041,811</b>

1 - Refers mainly to adjustments made by the Bank in determining the fair value of the investments in Litel and in securities held to maturity.

**d.11) Sensitivity analysis**

The sensitivity analysis is performed for changes in a single assumption while maintaining all others constant. This is unlikely in reality, since some of the assumptions are correlated.

The same methodology was used to perform the sensitivity analysis in each of the periods presented. However, the discount rate was updated to reflect market conditions.

The table below presents the sensitivity analysis of the most relevant actuarial assumptions, showing the increase/(decrease) in defined benefit obligations, with variations reasonably possible for December 31, 2024.

	Discount rate		Life expectancy		Salary increase	
	+0,25%	-0.25%	+1 age	-1 age	+0,25%	-0.25%
Plano 1 (Previ)	(2,028,803)	2,093,437	1,814,001	(1,869,736)	1,607	(1,604)
Plano Informal (Previ)	(7,052)	7,223	14,979	(15,033)	--	--
Plano de Associados (Cassi)	(118,160)	122,678	91,624	(93,245)	434	(426)
Regulamento Geral (Economus)	(93,676)	96,564	78,461	(81,958)	--	--
Regulamento Complementar 1 (Economus)	(949)	980	(1,891)	1,938	--	--
Plus I e II (Economus)	(12,665)	13,169	15,917	(15,680)	--	--
Grupo B' (Economus)	(2,646)	2,719	3,503	(3,653)	--	--
Prevmias (Economus)	(5,223)	5,400	1,155	(1,162)	689	(685)
Multifuturo I (Fusesc)	(1,322)	1,380	721	(754)	109	(102)
Plano I (Fusesc)	(4,947)	5,079	6,453	(6,620)	--	--
Plano BEP (Prevbep)	(1,126)	1,162	756	(794)	--	--



In thousands of Reais, unless otherwise stated

### e) Overview of actuarial asset/(liability) recorded by the Bank

	Actuarial assets		Actuarial liabilities	
	Dec 31, 2024	Dec 31, 2023	Dec 31, 2024	Dec 31, 2023
Plano 1 (Previ)	26,883,913	23,520,905	--	--
Plano Informal (Previ)	--	--	(637,536)	(815,963)
Plano de Associados (Cassi)	--	--	(8,459,342)	(10,912,671)
Regulamento Geral (Economus)	--	--	(114,788)	(816,905)
Regulamento Complementar 1 (Economus)	12,046	7,928	--	--
Plus I e II (Economus)	--	--	(607,867)	(802,397)
Grupo B' (Economus)	--	--	(187,157)	(238,803)
Prevmãis (Economus)	179,204	133,637	--	--
Multifuturo I (Fusesc)	86,353	69,919	--	--
Plano I (Fusesc)	139,110	96,072	--	--
Plano BEP (Prevbep)	38,235	23,222	--	--
<b>Total</b>	<b>27,338,861</b>	<b>23,851,683</b>	<b>(10,006,690)</b>	<b>(13,586,739)</b>

### f) Allocations of the Surplus - Plano 1

	2nd half/2024	2024	2023
<b>Fundo de Utilização <sup>1</sup></b>			
<b>Opening balance</b>	<b>11,873,612</b>	<b>11,608,853</b>	<b>11,315,371</b>
Contributions to Plano 1	(366,004)	(685,053)	(660,535)
Restatement	518,417	1,102,225	954,017
<b>Closing balance</b>	<b>12,026,025</b>	<b>12,026,025</b>	<b>11,608,853</b>

1 - Contains resources transferred from the Fundo de Destinação (because of the plan's surplus). The Bank can use for repayments or to reduce future contributions (after first meeting all applicable legal requirements). The fund is recalculated based on the actuarial target (INPC + 4.75% p.a.).



## 30 – Risk and capital management

### a) Risk management process

Banco do Brasil considers risk and capital management as one of the main vectors for the decision-making process.

The institution has a process for identifying and evaluating risks that results in a corporate set of relevant risks, carried out using a methodology that considers external inputs, such as regulatory guidelines, relevant concerns of the global financial industry and benchmarks with other institutions. As internal inputs, the risks incurred by ELBBs, the risk factors disclosed in the Reference Form (FR), the risks identified by managers, in the first line, and the strategic drivers are evaluated. The identified risks have their relevance classification defined based on quantitative and qualitative criteria.

Risk definition is carried out considering quantitative and qualitative criteria, and results in the following relevant risks:

- a) Strategic risk;
- b) Social, environmental and climate risk;
- c) Credit risk;
- d) Actuarial risk;
- e) *Banking book* interest rate risk;
- f) Market risk;
- g) Liquidity risk;
- h) Contagion risk;
- i) Operational risk; and
- j) Reputational risk.

The Bank periodically reviews the Corporate Set of Relevant Risks. For relevant risks, stages of implementation of management structure and processes are established, with the minimum activities to be considered to treat the risks.

The process of identifying and assessing the relevance of risks has been improved, with the participation of the 1st first line of defense in qualitative risk assessment discussions. The participation of specific managers improves the risk assessment process, allowing the perceptions of those involved to be captured and the risk management culture to be disseminated.

The 2023 methodology was improved with the development of specific scales for the relevance of Social, Environmental and Climate Risk (RSAC) and Reputation Risk, due to the transversal nature of these risks. In addition to reviewing Credit Risk categories.

At the Bank, risk and capital management is carried out separately from the business and internal audit units. The specific Risk and Capital Management policy is approved by the Board of Directors, with the opinion of the Advisory Committees. Risk management is carried out in accordance with the policies and strategies of the Bank's Senior Management.

To learn more about the risk and capital management process in Banco do Brasil, visit the information available in the Risk Management Report and in the Recovery Plan at the website [bb.com.br/ir](http://bb.com.br/ir).



In thousands of Reais, unless otherwise stated

## Financial instruments - fair value

Financial instruments recorded in balance sheet accounts, compared to fair value:

	Dec 31, 2024		Dec 31, 2023	
	Book value	Fair value	Book value	Fair value
<b>Assets</b>				
Cash and due from banks	20,079,736	20,079,736	17,327,745	17,327,745
Deposits with Central Bank of Brasil	115,697,589	115,697,589	101,805,900	101,805,900
Interbank investments	399,797,233	399,760,046	432,160,990	432,160,990
Securities	580,835,475	578,832,459	466,994,273	466,828,048
Derivative financial instruments	12,667,715	12,667,715	1,973,686	1,973,686
Loan portfolio	1,100,471,281	1,099,877,678	975,349,358	968,308,823
Other financial assets	109,237,452	109,237,452	94,577,173	94,577,173
<b>Liabilities</b>				
Customers resources	873,710,691	874,416,253	811,943,803	811,903,547
Financial institutions resources	724,024,327	727,913,949	651,190,724	651,460,774
Resources from issuance of debt securities	325,565,244	325,565,244	284,156,307	284,156,307
Derivative financial instruments	8,266,681	8,266,681	2,509,742	2,509,742
Other financial liabilities	213,524,918	213,524,918	161,864,745	161,864,745

### Determination of fair value of financial instruments

**Short-term interbank investments:** The fair value was obtained by discounting future cash flows, using interest rates traded by the market in similar operations on the balance sheet date.

**Securities:** accounted by fair value, according to Bacen Circular 3,068/2001, except for securities held to maturity. The fair value of the securities, including those held to maturity, was obtained from rates practiced in the market.

**Loan operations:** For the operations of this group, remunerated at post-fixed rates, the fair value of the book value itself was considered, due to the equivalence between them. The operations remunerated at prepaid interest rates were estimated by discounting future cash flows, adopting market interest rates to contract similar operations at the balance sheet date.

**Interbank deposits:** The fair value was calculated by the discount of the future cash flows using rates currently applicable in the market for fixed rate deposits. For post-fixed operations whose maturities were less than 30 days, the book value was deemed approximately equivalent to the fair value.

**Time deposits:** The same criteria adopted for interbank deposits are utilized in the determination of the fair value.

**Liabilities related to repurchase agreement:** For operations at fixed rates, the fair value was determined calculating the discount of the estimated cash flows adopting a discount rate equivalent to the rates applied in contracting similar operations on the last trading day. For post-fixed operations, book values have been deemed approximately equivalent to fair value.

**Borrowings and onlendings:** Such operations are exclusive to the Bank with no similar operations in the market. Given their specific characteristics, the exclusive rates for each fund, the inexistence of an active market or similar traded instruments, the fair values of such operations are considered equivalent to the book value.

**Other liabilities:** Fair values have been determined by the discounted cash flow method, which takes into account interest rates offered in the market for obligations with similar maturities, risks and terms.



In thousands of Reais, unless otherwise stated

**Derivatives financial instruments:** Derivatives were booked at fair value, according to Bacen Circular No. 3,082/2002. The fair value of derivatives was estimated in accordance with internal pricing models, using the interest rates disclosed for transactions with similar terms and indices on the last business day of the period.

**Other financial instruments:** Included or not in the balance sheet, fair value is approximately equivalent to the corresponding book value.

### Source of information regarding assets and liabilities measured at fair value in the balance sheet

The Bank's fair value measurements consider the following input levels:

**Level 1** – Price quotations are derived from active markets for identical financial instruments. Financial instruments are considered to be quoted in an active market if prices are readily available and are based on regularly occurring arm's length transactions.

**Level 2** – Requires the use of information obtained from the market that is not Level 1. This includes prices quoted in non-active markets for similar assets and liabilities and information that can be corroborated in the market.

**Level 3** – Requires the use of information not obtained from the market to measure fair value. When there is not an active market for an instrument, the Bank uses valuation techniques that incorporate internal data. The Bank's methodologies are consistent with commonly used techniques for pricing financial instruments.

### Assets and liabilities measured at fair value in the consolidated balance sheet

	Dec 31, 2024	Level 1	Level 2	Level 3
<b>Assets</b>	<b>506,242,512</b>	<b>417,489,734</b>	<b>88,377,658</b>	<b>375,120</b>
Interbank deposit (hedged item)	3,069,133	--	3,069,133	--
Trading securities, measured by fair value	6,161,376	4,137,424	1,989,154	34,798
Derivative financial instruments	12,667,715	--	12,667,715	--
Available-for-sale securities, measured by fair value	484,298,095	413,352,310	70,651,656	294,129
Loans (hedged item)	46,193	--	--	46,193
<b>Liabilities</b>	<b>(12,866,564)</b>	<b>--</b>	<b>(12,866,564)</b>	<b>--</b>
Foreing securities (hedged item)	(4,599,883)	--	(4,599,883)	--
Derivative financial instruments	(8,266,681)	--	(8,266,681)	--

	Dec 31, 2023	Level 1	Level 2	Level 3
<b>Assets</b>	<b>418,062,241</b>	<b>355,949,157</b>	<b>59,591,364</b>	<b>2,521,720</b>
Interbank deposit (hedged item)	2,396,937	--	2,396,937	--
Trading securities, measured by fair value	12,045,093	7,619,623	4,399,477	25,993
Derivative financial instruments	1,973,686	--	1,973,686	--
Available-for-sale securities, measured by fair value	401,596,859	348,329,534	50,821,264	2,446,061
Loans (hedged item)	49,666	--	--	49,666
<b>Liabilities</b>	<b>(4,600,102)</b>	<b>--</b>	<b>(4,600,102)</b>	<b>--</b>
Foreing securities (hedged item)	(2,090,360)	--	(2,090,360)	--
Derivative financial instruments	(2,509,742)	--	(2,509,742)	--



In thousands of Reais, unless otherwise stated

There were no transfer between Level 1 and Level 2 in the period. For assets valued at Level 3, gains, losses, transfers between levels and the effect of measurements are described in the table below:

Description	Fair Value on Dec 31, 2023	Total Gains or Losses (Realized/Unrealized)	Purchases	Settlements	Transfers out of Level 3	Transfers into Level 3	Fair Value on Dec 31, 2024
Trading securities, measured by fair value	26,857	14,000	--	(6,061)	--	2	34,798
Available-for-sale securities, measured by fair value	2,439,437	(213,297)	--	(1,890,497)	(163,587)	122,073	294,129
Loans (hedged item)	49,666	(3,473)	--	--	--	--	46,193
<b>Total</b>	<b>2,515,960</b>	<b>(202,770)</b>	<b>--</b>	<b>(1,896,558)</b>	<b>(163,587)</b>	<b>122,075</b>	<b>375,120</b>

For Level 3 measurements in the fair value hierarchy, the following unobservable data were used:

Description	Valuation Techniques	Unobservable input
<b>Assets</b>		
Trading securities, measured by fair value	Discounted Cash Flow	Credit spread calculated based on the rating stipulated by the Bank
Available-for-sale securities, measured by fair value	Discounted Cash Flow	Credit spread calculated based on the rating stipulated by the Bank
Loans (hedged item)	Discounted Cash Flow	Credit spread calculated based on the rating stipulated by the Bank and weighted average rate

Occasionally, comparisons between unobservable data from the Bank and values based on market references (even with little or no record of trades) may present unacceptable convergence for some instruments, potentially indicating a lower degree of market liquidity for some of them. Level 3 categorization considers the rating of the issuer of the financial instrument and compares the result between the observed values and the values determined by internal models.

The most recurrent cases of assets categorized as Level 3 are justified by the discount factors used and private securities whose credit risk component is relevant. The renewal interest rate of portfolio operations is the most significant unobservable input used in the fair value measurement of Level 3 instruments. Significant changes in this interest rate can result in significant changes in fair value. The sensitivity analysis is prepared considering market information and data produced by the Bank, using its own method of applying shocks to market curves in the most relevant risk factors.

## Sensitivity analysis

### Analysis method and objective

The Bank conducts a quarterly sensitivity analysis of exposure to the interest rate risk of its owned positions, using as a method the application of parallel shocks on the market yield curves relating to the most relevant risk factors. The method is intended to simulate the impacts on the Bank's income vis-à-vis potential scenarios, which consider possible fluctuations in the market interest rates.

### Method assumptions and limitations

The application of parallel shocks on the market yield curves assumes that uptrends or downtrends in the interest rates occur in an identical way, both for short terms and for longer terms. As market movements do not usually present such behavior, this method can present deviations from actual results.



## Scope, method application scenarios and implications for income

The sensitivity analysis process is carried out considering the following scope:

- (i) operations classified in the trading portfolio, basically composed of trading government and private bonds and derivative financial instruments, have positive or negative effects as a result from the possible movements of interest rates in the market. These changes generate a direct impact on the Bank's results or shareholders' equity; and
- (ii) operations classified in the banking portfolio, mainly composed of operations contracted with the intention of being held until their maturities – loans to customers, funding in the retail market and held to maturity securities – and which are accounted for at rates based on the contractual rates. The positive or negative effects resulting from changes in the interest rates in the market do not directly affect the Bank's income.

The following scenarios are considered for the performance of the sensitivity analysis:

Scenario I: 100 basis points (+/- 1%) changes, considering the worst loss by risk factor.

Scenario II: +25% and -25% changes, considering the worst loss by risk factor.

Scenario III: +50% and -50% changes, considering the worst loss by risk factor.

## Results of the sensitivity analysis

Results obtained for the sensitivity analysis of the trading portfolio and for the set of operations included in the trading and banking portfolios are presented in the following tables charts:

### Sensitivity analysis for trading and trading and banking portfolio

Risk factors / Exposures	Dec 31, 2024			Dec 31, 2023		
	Scenario I	Scenario II	Scenario III	Scenario I	Scenario II	Scenario III
<b>Trading portfolio</b>						
Pre fixed rate	(86,835)	(310,587)	(608,410)	(36,529)	(95,707)	(212,816)
Interest rate coupons	(9,988)	(78)	(157)	(11,872)	(259)	(518)
Price index coupons	(84,063)	(150,791)	(281,533)	(306,701)	(391,514)	(740,582)
Foreign currency coupons	(514,184)	(687,095)	(1,448,368)	(158,376)	(189,337)	(398,177)
<b>Total</b>	<b>(695,070)</b>	<b>(1,148,551)</b>	<b>(2,338,468)</b>	<b>(513,478)</b>	<b>(676,817)</b>	<b>(1,352,093)</b>
<b>Trading and banking portfolios</b>						
Pre fixed rate	(12,738,680)	(43,945,693)	(82,652,246)	(12,657,515)	(29,315,468)	(56,110,520)
Interest rate coupons	(7,884,300)	(24,667,296)	(53,116,079)	(11,489,079)	(22,102,323)	(46,674,809)
Price index coupons	(226,850)	(305,895)	(586,865)	(457,960)	(528,871)	(1,011,996)
Foreign currency coupons	(3,665,877)	(2,312,748)	(4,773,932)	(2,810,805)	(720,280)	(1,481,739)
<b>Total</b>	<b>(24,515,707)</b>	<b>(71,231,632)</b>	<b>(141,129,122)</b>	<b>(27,415,359)</b>	<b>(52,666,942)</b>	<b>(105,279,064)</b>



## b) Capital management

### Objectives and policies

In 2017, Bacen issued CMN Resolution 4,557, which defines the scope and requirements of the risk management structure and the capital management structure for financial institutions.

In compliance with the Resolution, the Board of Directors has established Coris and has appointed as the Chief Risk Officer (CRO), responsible for risk and capital management, the Vice President of Internal Controls and Risk Management.

Capital management aims to ensure the Institution's future solvency concurrent with the implementation of business strategies.

Capital management is carried out through an organizational structure taking into account the nature of its operations, the complexity of its business and the extent of exposure to relevant risks.

There are defined and documented capital management strategies that establish mechanisms and procedures to keep capital compatible with the Risk Appetite and Tolerance Statement (RAS).

In addition, the Bank has specific policies, approved by the Board, which aim to guide the development of functions or behaviors, through strategic drivers that guide capital management actions. These specific policies apply to all businesses that involve risk and capital at the Bank.

### Elements comprised by capital management:

Strategic plans, business goals and budgets respect the risk appetite and tolerance and indicators of capital adequacy and risk-adjusted return.

The Capital Plan is prepared in consistency with the business strategy, seeking to maintain capital indicators at appropriate levels. This Plan highlights the capital planning of Banco do Brasil and the prospective assessment of any need for capital contribution.

The Capital Plan preparation is referenced in the guidelines and limits contained in RAS and the Bank's Corporate Budget (BB Budget), considering that this represents the materialization of the guidelines of ECBB, the Master Plan (PD) and the Fixed Investment Plan.

The budgeted amounts must correspond to the goals and objectives defined by the Board of Directors for the Banco do Brasil Conglomerate. Thus, premises such as business growth, credit growth in operations with higher profitability, restrictions on operations in segments with lower profitability, among others, are contained in the BB Budget.

In addition, the BB Budget considers the macroeconomic scenario prepared by the Global Treasury Unit (Tesou) and the legislation applied to the Brazilian Banking Industry (SFN).

The review of the ECBB and the PD results from the application of a set of strategic planning methodologies, observing the best market practices. It is noteworthy that the review of the ECBB and the PD takes place in an integrated manner with the budgeting process, with the RAS and with the other documents of the strategic architecture, which ensures the alignment between such documents, giving greater internal consistency to the strategic planning process.

The BB Budget follows the guidelines defined in the ECBB, respects the RAS and aims to meet the floors and ceilings defined in the indicators approved in the PD. The BB Budget allows the quantification in financial values of the strategic objectives defined in the ECBB.

The RAS is the strategic document that guides the planning of the business strategy, directing budget and capital towards a sustainable and optimized allocation, according to the Institution's capacity to assume risks and its strategic objectives, in addition to promoting understanding and dissemination of the risk culture.

This statement is applied to the Bank and considers potential impacts on the capital of the Banco do Brasil Prudential Conglomerate. It is expected that the Subsidiaries, Affiliates and Investment companies (ELBB) define their drivers based on these guidelines considering specific needs and legal and regulatory aspects to which they are subject.





In thousands of Reais, unless otherwise stated

As defined in the RAS, risk appetite is the maximum level of risk that the Institution accepts to incur in order to achieve its objectives, materialized by indicators that define an aggregate view of risk exposure. Tolerance, in turn, induces risk management in a more granular way, considering the defined appetite.

RAS defines prudential minimum limits that aim to perpetuate the strategy of strengthening the Bank's capital structure. These limits are established above the regulatory minimum, represent the Bank's Risk Appetite and are effective as of January of each year.

The capital target is the level of capital desired by the Bank, which is why its management actions must be guided by this driver. The goals are distinguished from tolerance and risk appetite because the latter defines the level at which the Institution does not accept to operate, and must take timely measures for readjustment, which may trigger contingency measures.

#### Integration:

Adopting a prospective stance, the Bank assesses the capital status, including the leverage ratio, classified as Critical, Alert or Surveillance, according to the time horizon that precedes the projected deadline for the breach of the prudential minimum limits defined by Senior Management and detailed in the RAS, as the figure below:

Capital and Leverage Ratio		Period of noncompliance (months)					
		0 a 6	7 a 12	13 a 18	19 a 24	25 a 30	over 31
Appetite <sup>1</sup>	Common Equity Tier 1 Ratio	CRITICAL			ALERT		SURVEILLANCE
	Tier 1 Ratio	CRITICAL		ALERT		SURVEILLANCE	
	Basel Prudential Ratio	CRITICAL	ALERT		SURVEILLANCE		
	Leverage Prudential Ratio	CRITICAL		ALERT		SURVEILLANCE	

<sup>1</sup> level of capital desired by the institution

The Capital Forum has the responsibility of identify the capital and leverage ratio status of the Bank and occurs through the control of Common Equity Tier 1 Capital Ratio (ICP), Tier I Ratio, Capital Adequacy Ratio and Leverage Ratio projected for a time horizon of at least 36 months. When the projections indicate a potential breach of the prudential minimum limits (risk appetite), the Institution will have enough time to promote strategic changes that avoid extrapolation, according to the deadlines defined for each indicator.

The assessment of the sufficiency of capital maintained by the Bank contemplates a 3-year time horizon and considers: i) the types of risks and respective levels to which the Institution is exposed and willing to assume; ii) the Institution's ability to manage risks effectively and prudently; iii) the Institution's strategic objectives; and iv) the conditions of competitiveness and the regulatory environment in which it operates.

In compliance with the provisions of Bacen Circular 3,846/2017, this analysis is also part of the Internal Capital Adequacy Assessment Process (Icaap) and must cover, at least:

I - the assessment and measurement of the need for capital to cover credit risks (includes concentration and credit risk of the counterparty), market risk, interest rate variations for instruments classified in the bank portfolio (IRRBB) and operational;

II - the assessment of the capital needs to cover the other relevant risks to which the Institution is exposed, considering, at least, the strategy, reputation and socio-environmental risks;

III - the assessment of capital requirements based on the results of the stress test program; and

IV - the description of the methodologies and assumptions used in the evaluation and measurement of capital requirements.

The Icaap, implemented by the Bank on June 30, 2013, follows the disposed on CMN Resolution 4,557/2017. At the Bank, the responsibility for coordinating Icaap was assigned to the Risk Management Directorship. In turn, the Internal Controls Directorship is the responsible for validating the Icaap. Finally, Internal Audit is responsible for performing an annual evaluation of the overall capital management process.



### Procedures:

Capital management is an ongoing process of planning, evaluating, controlling and monitoring capital. It supports the Board in the decision process that will lead the Institution to adopt a posture capable of absorbing eventual losses arising from business risks or changes in the financial environment.

Capital simulations are carried out, integrating the results of risk and business stress tests, based on macroeconomic and/or idiosyncratic scenarios. Stress tests are carried out periodically and their impacts are assessed from the perspective of capital.

It is conducted monthly monitoring of the variables used in the preparation of the Capital Plan due to the review of the behavior projected in the preparation of the BB Budget, based on the observed numbers, market expectations and business dynamics. The relevant deviations are presented and discussed, by the Boards participating in the process, in the monthly meetings of the Capital Forum.

Management reports on capital adequacy are disclosed to the areas and strategic intervening committees, supporting the decision-making process by the Board of Directors.

The adoption of a prospective stance, by conducting continuous assessments of the capital need, makes it possible to proactively identify events with a non-zero probability of occurrence or changes in market conditions that may have an adverse effect on capital adequacy, including in stress scenarios.

### **c) Capital Adequacy Ratio**

The Bank has calculated the Capital Adequacy Ratio in accordance with the requirements established by CMN Resolutions 4,955/2021 and 4,958/2021. Those requirements are related to the calculation of Referential Equity (RE) and Minimum Referential Equity Required (MRER) as a percentage of Risk Weighted Assets (RWA).

The Basel Committee recommendations, related to the set of regulations governing the capital structure of financial institutions, are known as Basel III.

The regulatory capital is divided into Tier I and Tier II. Tier I consists of Common Equity Tier I Capital – CET1 (net of regulatory adjustments) and Additional Tier I Capital.

For calculating the regulatory capital, minimum requirements for RE, Tier I and CET1, and Additional CET1 are requested.

Regulatory adjustments listed below are considered for calculating CET1 ratio:

- goodwill;
- intangible assets;
- actuarial assets related to defined benefit pension plans, net of deferred tax liabilities;
- significant investments (greater than 10% of the share capital) in: non-consolidated entities similar to financial institutions, insurance companies, reinsurance companies, capitalization companies and open-ended pension funds; and institutions authorized by Bacen that are not part of the Prudential Conglomerate.
- non-controlling interests;
- deferred tax assets on temporary differences that rely on the generation of future taxable profits or income to be realized;
- deferred tax assets resulting from tax losses carry forward;
- value between the provisioned amount and the amount of the adjustments resulting from the evaluation provided by CMN Resolution 4,277/2013.

On August 28, 2014, Bacen authorized the R\$ 5,100,000 thousand (R\$ 6,100,000 thousand until June/2024) perpetual bond included in Additional Tier I Capital to be considered as Common Equity Tier I Capital, as described in Note 23.c.

According to the CMN Resolutions 4,955/2021 and 4,958/2021, the calculation of the RE and the amount of RWA should be based on Prudential Conglomerate.



In thousands of Reais, unless otherwise stated

	Dec 31, 2024	Dec 31, 2023
<b>RE - Referential Equity</b>	<b>184,158,129</b>	<b>174,033,091</b>
<b>Tier I</b>	<b>169,489,680</b>	<b>156,430,952</b>
<b>Common Equity Tier 1 Capital (CET1)</b>	<b>145,821,678</b>	<b>136,356,255</b>
Shareholders' equity	181,825,840	163,827,386
Instruments qualifying as common equity tier 1 capital	5,100,000	6,100,000
Regulatory adjustments	(41,104,162)	(33,571,131)
<b>Capital management</b>	<b>23,668,002</b>	<b>20,074,697</b>
Perpetual subordinated notes (Note 19.c)	13,118,800	14,886,697
Perpetual bonds (Note 19.c)	10,549,202	5,188,000
<b>Tier II</b>	<b>14,668,449</b>	<b>17,602,139</b>
Subordinated Debt qualifying as capital (regulations preceding Basel III) - Funds obtained from the FCO (Note 19.c) <sup>1</sup>	14,668,449	17,602,139
<b>Risk Weighted Assets (RWA)</b>	<b>1,338,853,643</b>	<b>1,124,754,293</b>
Credit risk (RWACPAD)	1,087,482,877	938,286,509
Market risk (RWAMPAD)	52,732,352	28,285,378
Operational risk (RWAOPAD)	198,638,414	158,182,406
<b>Minimum referential equity requirements <sup>2</sup></b>	<b>107,108,292</b>	<b>89,980,343</b>
<b>Margin on the minimum referential equity required <sup>3</sup></b>	<b>77,049,837</b>	<b>84,052,748</b>
<b>Tier I Ratio (Tier I/RWA) <sup>3</sup></b>	<b>12.66%</b>	<b>13.91%</b>
Common Equity Tier 1 Capital Ratio (CET1/RWA) <sup>3</sup>	10.89%	12.12%
<b>Capital Adequacy Ratio (RE/RWA) <sup>3</sup></b>	<b>13.75%</b>	<b>15.47%</b>

1 - According to CMN Resolution 4,955/2021, art. 31, in 2024, the balance of FCO is limited to 50% (60% in 2023) of the amount that composed the Tier II of the RE on June 30, 2018.

2 - According to CMN Resolution 4,958/2021, corresponds to the application of the "F" factor to the amount of RWA, where "F" equals 8%.

3 - Values from DLO (Operational Threshold Statement).

### Regulatory adjustments deducted from CET1:

	Dec 31, 2024	Dec 31, 2023
Actuarial assets related to defined benefit pension funds net of deferred tax liabilities	(14,809,708)	(12,962,189)
Intangible assets	(11,322,083)	(10,787,014)
Significant investments and tax assets resulting from temporary differences that rely on the generation of future taxable profits or revenues for their realization (amount exceeding the 15% threshold)	(10,005,072)	(4,687,150)
Significant investments (excess of 10%) <sup>1</sup>	(1,800,850)	(2,345,383)
Tax assets resulting from temporary differences that rely on the generation of future taxable profits or revenues for their realization (amount exceeding the 10% threshold)	(1,764,018)	--
Tax assets resulting from tax losses carry forward	(873,406)	(2,663,255)
Non-controlling interests <sup>2</sup>	(521,325)	(121,206)
Shortfall of the value between the provisioned amount and the amount of the adjustments resulting from the evaluation provided by CMN Resolution 4,277/2013	(6,073)	(2,870)
Goodwill	(1,627)	(2,064)
<b>Total</b>	<b>(41,104,162)</b>	<b>(33,571,131)</b>

1 - It refers, mainly, to significant investments in non-consolidated entities similar to financial institutions, non-consolidated financial institutions and insurance companies, reinsurance companies, capitalization companies and open-ended pension funds.

2 - The adjustment of non-controlling interests was calculated according to CMN Resolution 4,955/2021, 1st paragraph of the article 10.



In thousands of Reais, unless otherwise stated

#### d) Fixed asset ratio and margin

	Dec 31, 2024	Dec 31, 2023
Fixed asset ratio	15.55%	16.36%
Margin in relation to the fixed asset	63,442,445	58,550,324

Bacen defines the fixed asset ratio as the percentage of fixed assets to Referential Equity. The maximum rate allowed is 50%, according to CMN Resolution 4,957/2021.

Margin refers to the difference between the 50% limit of Referential Equity and total fixed assets.

#### e) Regulatory indicators vs. observed indicators

The minimum regulatory requirement for capital indicators in accordance to CMN Resolution 4,958/2021, as well as the achieved values at the Bank, are shown in the table below:

	Regulatory	Dec 31, 2024
Common Equity Tier 1 Capital Ratio <sup>1</sup>	8.00%	10.89%
Tier I Ratio <sup>1</sup>	9.50%	12.66%
Capital Adequacy Ratio <sup>1</sup>	11.50%	13.75%
Fixed asset ratio	Up to 50%	15.55%

<sup>1</sup> - Includes additional main conservation, countercyclical and systemic capital

On December 31, 2024, the compliance with the regulatory indicators is observed. The Bank, through the capital management strategies already listed, aims to surpass the minimum regulatory indicators, keeping them at levels capable of perpetuating the strategy of reinforcing the structure of capital of the Bank. In this way, the Bank defines the minimum prudential limits of capital indicators and the main capital target to be reached in each period.

#### f) Instruments eligible as capital

The instruments eligible as capital are described in the Notes 19.c and 23.c.

For subordinated financial bills issued up to the present date, there are the possibilities described in the emission instrument, as listed below:

1. For the perpetual instruments, there is a repurchase or redemption option, observing the following requirements:
  - a. minimum of five years interval between the issue date and the first exercise date of the repurchase or redemption option;
  - b. the exercise of the repurchase or redemption option is subject, on the exercise date, to the authorization of the Central Bank of Brazil;
  - c. lack of characteristics that lead to the expectation that the repurchase or redemption option will be exercised, constituting an attribution of the Issuer;
  - d. the interval between the repurchase or redemption option must be, at least, 180 days.

For securities issued abroad, there is, until now, no possibility for the holder of the security to request repurchase or redemption, total or partial. The expected cash flows will occur when the coupon is paid or when exercising the repurchase by the Bank, as applicable.

The Instrument qualifying as Common Equity Tier I Capital does not have a maturity date and can only be settled in situations of dissolution of the issuing institution or of repurchases authorized by the Central Bank of Brazil. The expected cash flows occur only through the payment of annual remuneration interest or in the eventual return of the primary.



According to the Information to the Market, dated April 8, 2021 and December 16, 2021, the schedule for returning the Hybrid Instrument established seven annual installments of R\$ 1 billion and one final installment of R\$ 1.1 billion, between July/2022 and July/2029. Thus, in compliance with the schedule and based on authorization from Bacen and deliberation of Ministry of Finance, the Bank returned the third installment of R\$ 1 billion to the National Treasury on July/2024, remaining the balance of 5.1 billion.

Regarding the dynamics of the FCO, the monthly flows contemplate the inflows/origins, such as the transfers from the National Treasury resulting from the collection of taxes (made every ten days of the month), returns originating from payments of credit operations and remuneration on the available resources and the exits, such as the reimbursement of payment/rebate bonuses, the audit, del credere and provision. The use of FCO resources as an instrument eligible as capital is limited by CMN Resolution 4,955/2021 (Art. 31).



In thousands of Reais, unless otherwise stated

### 31 – Recurring and non-recurring net income

As defined by BCB Resolution 2/2020, non-recurring results are those that are not related or are only incidentally related to the institution's typical activities and are not expected to occur frequently in future years.

	2024	2023
<b>Recurring net income</b>	<b>35,439,890</b>	<b>33,818,951</b>
<b>Non-recurring net income</b>	--	--



In thousands of Reais, unless otherwise stated

## 32 – Other information

### a) Investment funds management

Funds managed by BB Asset:

	Numbers of funds/portfolios (in Units)		Balance	
	Dec 31, 2024	Dec 31, 2023	Dec 31, 2024	Dec 31, 2023
<b>Managed funds</b>	<b>1,194</b>	<b>1,216</b>	<b>1,674,877,465</b>	<b>1,516,914,893</b>
Investment funds	1,188	1,210	1,654,858,550	1,497,980,573
Managed portfolios	6	6	20,018,915	18,934,320

### b) Details in relation to overseas branches, subsidiaries and associates

	Banco do Brasil		Consolidated	
	Dec 31, 2024	Dec 31, 2023	Dec 31, 2024	Dec 31, 2023
<b>Assets</b>				
BB Group	84,301,846	72,558,303	83,329,004	71,868,934
Third parties	139,810,823	78,461,205	196,029,135	111,917,209
<b>TOTAL ASSETS</b>	<b>224,112,669</b>	<b>151,019,508</b>	<b>279,358,139</b>	<b>183,786,143</b>
<b>Liabilities</b>				
BB Group	70,838,950	31,268,014	69,665,259	30,624,208
Third parties	135,936,539	107,201,060	181,291,429	134,761,363
<b>Shareholders' equity</b>	<b>17,337,180</b>	<b>12,550,434</b>	<b>28,401,451</b>	<b>18,400,572</b>
Attributable to parent company	17,337,180	12,550,434	27,039,500	17,837,107
Non-controlling interest	--	--	1,361,951	563,465
<b>Total liabilities</b>	<b>224,112,669</b>	<b>151,019,508</b>	<b>279,358,139</b>	<b>183,786,143</b>

	Banco do Brasil			Consolidated		
	2nd half/2024	2024	2023	2nd half/2024	2024	2023
<b>Net income</b>	<b>1,637,230</b>	<b>1,992,710</b>	<b>1,833,251</b>	<b>3,397,139</b>	<b>6,702,126</b>	<b>7,507,319</b>
Attributable to parent company	1,637,230	1,992,710	1,833,251	3,077,543	5,844,009	6,403,893
Non-controlling interest	--	--	--	319,596	858,117	1,103,426

### c) Consortium funds

	Dec 31, 2024	Dec 31, 2023
Monthly forecast of purchase pool members receivable funds	1,066,088	999,808
Obligations of the groups due to contributions	75,714,667	67,323,125
Purchase pool members – assets to be delivered	70,403,204	63,290,816
(In units)		
Quantity of groups managed	437	434
Quantity of active consortium members	1,826,813	1,851,352
Quantity of assets deliverable to members (drawn or winning offer)	239,255	222,102

	2nd half/2024	2024	2023
Quantity of assets (in units) delivered in the period	155,789	294,170	283,124



In thousands of Reais, unless otherwise stated

#### d) Assignment of employees to outside agencies

Federal government assignments are regulated by Law 10,470/2002 and Decree No. 10,835/2021.

	2nd half/2024		2024		2023	
	Quantity of assigned employees <sup>1</sup>	Cost in the period	Quantity of assigned employees <sup>1</sup>	Cost in the period	Quantity of assigned employees <sup>1</sup>	Cost in the period
<b>With costs for the Bank</b>						
Labor unions	217	27,563	217	56,273	218	52,207
Other organizations/entities	8	3,404	8	6,477	8	6,281
<b>Without cost to the Bank<sup>2</sup></b>						
Federal, state and municipal governments	224	--	224	--	204	--
External organizations (Cassi, Previ, Economus, Fusesco and PrevBep)	590	--	590	--	532	--
Employee entities	71	--	71	--	68	--
Subsidiaries and associates	803	--	803	--	776	--
<b>Total</b>	<b>1,913</b>	<b>30,967</b>	<b>1,913</b>	<b>62,750</b>	<b>1,806</b>	<b>58,488</b>

1 - Balance on the last day of the period.

2 - In 2nd half/2024, the Bank was reimbursed in the amount of R\$ 362,077 thousand and, in 2024, in the amount of R\$ 707,756 (R\$ 618,628 thousand in 2023), referring to the costs of assigned employees.

#### e) Remuneration of employees and managers

Monthly wages paid to employees and Directors of the Banco do Brasil (in Reais):

	Dec 31, 2024	Dec 31, 2023
Lowest salary	3,963.90	3,788.13
Highest salary	66,323.05	63,382.12
Average salary	11,458.06	10,921.12
Average value of benefits offered	4,816.24	4,568.34
President	78,435.95	74,972.23
Vice-president	70,205.94	67,105.66
Director	59,500.97	56,873.42
Audit Committee - member	53,550.87	51,186.08
Capital and Risk Committee	53,550.87	51,186.08
Fiscal council	6,824.38	6,523.02
Board of Directors	6,824.38	6,523.02

A total of 2,299 employees were hired in 2024 (2,290 in 2023).

#### f) Insurance policy of assets

Despite the reduced level of risk to which its assets are subject, the Bank insured its assets in amounts rendered enough to hedge any losses.

Insurance contracted by the Bank in force on Dec 31, 2024

Covered risks	Amounts covered	Value of the premium
Property insurance for the relevant fixed assets	754,789	6,915
Life insurance and collective personal accident insurance for the Executive Board <sup>1</sup>	131,950	333
Other	460	--
<b>Total</b>	<b>887,199</b>	<b>7,248</b>

1 - Refers to individual coverage for members of the Executive Board.





### g) Change in tax treatment applicable to losses incurred

On November 16, 2022, the Provisional Measure 1,128/ 2022, was converted into Law No. 14,467/2022, promoted changes in the tax treatment applicable to losses incurred in the receipts of credits arising from the activities of financial institutions and other institutions authorized to operate by the Bacen, except consortium administrators and payment institutions.

On October 02, 2024, Provisional Measure No. 1,261/2024, amended the aforementioned Law, modifying the deductibility periods for losses incurred, from January 1, 2025, relating to credits that are in default on December 31, 2024, which have not been deducted by that date and which have not been recovered, which may be excluded of net profit, in determining the taxable income and the CSLL calculation basis, at the rate of 1/84 (one eighty-fourths) or 1/120 (one hundred and twenty), for each month of the calculation period, from January 2026.

The deduction of losses in the year 2025 in an amount greater than the actual profit for the year was prohibited, before this deduction was computed. Losses not deducted in this period will have the same treatment as the balance existing on January 1, 2025.

The expectation of realization of deferred tax assets (Note 22.f) considered in its projections the new criteria for deductibility of losses incurred provided described above.

### h) Public Offer for Acquisition of Shares (Tender Offer) of Cielo S.A.

On February 5th, 2024, the Board of Directors of Banco do Brasil authorized the acquisition of all outstanding shares of Cielo S.A. – Payment Institution (“Cielo” or “Company”), via a Public Offering for the Acquisition of Shares (“OPA”) and consequent increase in the Bank’s indirect shareholding, through BB Elo Cartões Participações S.A. (“BB Elo”) and Elo Participações Ltda. (“Elo Participações”) in Cielo, for up to 49.99%.

On the same date, BB Elo and Quixaba Empreendimentos e Participações Ltda. (“Quixaba” and, together with BB Elo, “Controlling Shareholders” of Cielo) sent a statement to Cielo, informing it of the decision to carry out, together with the EloPar Group, a unified public offering for the acquisition of common shares of the Company to (i) conversion of registration as a publicly-held company with the Securities and Exchange Commission (“CVM”), from category “A” to “B” and (ii) for B3 S.A. to delist from the Novo Mercado, in accordance with applicable legislation and the Cielo's bylaws.

On July 5th, 2024, the CVM approved the registration of the public offering and, on July 10th, 2024, the Unified Public Offer Notice for the Acquisition of Cielo Shares was published.

The OPA was launched by (i) Controlling Shareholders, (ii) Elo Participações, (iii) Alelo Payment Institution S.A. and (iv) Livelos S.A., jointly qualified as “Offerors” for the acquisition of up to all common shares issued of the Company, except those held by the Offerors themselves, people linked to them and those held in treasury.

On August 14, 2024, the auction of the unified public offering for the acquisition of common shares issued by the Company was held to convert its registration as a publicly held company from category “A” to “B” at the CVM and exit from the Novo Mercado segment of the B3 S.A. As a result of the Auction, the Offerors acquired 736,857,044 common shares issued by the Company, representing 27.1% of its share capital. The shares were purchased for the unit price of R\$5.82, totaling R\$4,288,508 thousand and the Auction was settled on August 16, 2024.

Considering the acquisition made in the Auction, the Offerors now jointly hold common shares issued by the Company, which represent 93.4% of its share capital, having reached the quorum for conversion of the Company's registration, as provided for in the Resolution CVM nº 85/22, and in the OPA notice and, consequently, also the quorum for delisting from the Novo Mercado provided for in the B3 Novo Mercado Regulation and in the Notice.

As a result of supervening acquisitions resulting from the OPA, the direct and indirect participation in the Company of the economic groups of the controlling shareholders became 95.11% of the Company's total capital, with shares issued by the Company remaining in circulation representing a percentage less than 5% of the share capital. The subsequent acquisitions were made as a result of the offerors' obligation to extend the possibility of sales to those who did not join the OPA auction, during the three-month period following the OPA auction.

On September 23, 2024, due to the participation of more than 95% of Cielo's total capital by the economic groups of the controlling shareholders after the subsequent acquisitions, Cielo's EGM was held, in accordance with Law No. 6,404/1976, the which approved the compulsory redemption of all common shares issued by the Company remaining in circulation. The compulsory redemption was carried out on September 26, 2024 by Cielo, with the acquisition of 48,640,941 shares, which were allocated to treasury and subsequently cancelled. In this way, Cielo's capital began to be fully owned by the economic groups of its controlling shareholders.

**i) Incentivized tax self-regularization program**

On March 28, 2024, Banco do Brasil S.A. joined the incentivized tax self-regularization program administered by the Brazilian Federal Revenue Office (RFB), established by Law 14,740/2023 and regulated by IN RFB 2,168/2023, which made it possible to pay tax debts with a 100% reduction in late payment, interest and ex officio fines, allowing as a form of payment the use of deferred tax assets resulting from tax losses carry forward and negative bases of Social Contribution on Net Income (CSLL), limited to 50% of the total debt amount (Note 22).

**j) Climatic event that occurred in the State of Rio Grande do Sul**

The period of intense and prolonged rains that hit the State of Rio Grande do Sul (RS), in 2024, it was characterized as an adverse climatic event of great magnitude and intensity, with human, material and environmental damage, in addition to economic and social losses, leading the local Government to declare a state of public calamity in the State's territory.

At Banco do Brasil, some properties located in areas affected by the floods suffered physical damage to their infrastructure due to the flooding. Dependencies located in these properties and others in operation were also impacted by the lack of water and services and difficult access, with an extraordinary budgetary contribution being made to cover expenditure on administrative expenses resulting from the floods, with the aim of minimizing the impact on banking services and promote rapid and effective recovery of service points. No impacts were identified on the recoverable values of these properties.

The State of Rio Grande do Sul has dynamic and diversified economic activity, with emphasis on agribusiness, notably the cultivation of rice, soybeans, corn, wheat and tobacco; and in beef, dairy, pig and poultry farming. In industry, the main sectors are: construction, food industry, chemicals, machinery and equipment. Furthermore, some industries, aligned with their representation in the Brazilian economy, have exposure in the Bank's corporate portfolio, such as the furniture, footwear and agricultural machinery and implements industries.

In this context, the Bank established daily monitoring of the Credit Portfolio and its exposure, as well as highlighting professionals to work focused on the State. In relation to the Credit Portfolio in RS, on 12/31/2024, exposure reached 6.0% of the BB Credit Portfolio, that is, R\$ 61.6 billion, considering only the municipalities that declared an emergency or calamity public.

Both in the State and in the municipalities affected, the operations with the greatest participation occur in the Agribusiness segment in lines of funding, agricultural investment and Pronaf.

Due to the economic consequences arising from climate events in RS, the National Monetary Council, through CMN Resolution No. 5,133/2024, established temporary criteria for the exemption or reversal of the characterization as a problematic asset of operations held by affected counterparties and restructured in the period from May 1st to December 31st, 2024; and through CMN Resolution No. 5,134/2024 allowed the reclassification of operations held by affected counterparties and renegotiated in the period from May 1 to December 31, 2024, for the risk observed on March 31, 2024, with no impact relevant to the results for the period.



### **33 – Subsequent events**

No subsequent events were identified in the period.



KPMG Auditores Independentes Ltda.  
SAI/SO, Área 6580 - Bloco 02, 3º andar, sala 302 - Torre Norte  
ParkShopping - Industrial Zone (Guará)  
Caixa Postal 11619 - CEP: 71219-900 - Brasília/DF - Brazil  
Telefone +55 (61) 3362 3700  
kpmg.com.br

# Independent auditors' report on the individual and consolidated financial statements

*(A free translation of the original report in Portuguese on the individual and consolidated Financial Statements)*

**To**  
**The Shareholders, Board of Directors and Management of**  
**Banco do Brasil S.A.**  
Brasília – DF

## Opinion

We have audited the individual and consolidated financial statements of Banco do Brasil S.A. ("Bank"), identified as Banco do Brasil and Consolidated, respectively, which comprise the balance sheet as of December 31, 2024, and the related individual and consolidated statements of income, comprehensive income, changes in shareholders' equity and cash flows for the six-month period and the year then ended, and notes to the financial statements, including a summary of significant accounting policies.

In our opinion, the accompanying individual and consolidated financial statements present fairly, in all material respects, the individual and consolidated financial position of Banco do Brasil S.A. as of December 31, 2024, and its individual and consolidated financial performance and its individual and consolidated cash flows for the six-month period and the year then ended, in accordance with the accounting practices adopted in Brazil applicable to institutions authorized to operate by the Central Bank of Brazil (BACEN).

## Basis for opinion

We conducted our audit in accordance with International and Brazilian Standards on Auditing. Our responsibilities under those standards are further described in the "Auditors' Responsibilities for the Audit of the Individual and Consolidated Financial Statements" section of our report. We are independent of Banco do Brasil and its subsidiaries in accordance with relevant ethical principles established in the Accountant's Professional Ethics Code and in the professional standards issued by the Federal Accounting Council, and we have fulfilled our ethical responsibilities in accordance with these requirements. We believe that the audit evidence we have obtained is sufficient and appropriate to provide a basis for our opinion.

## Key audit matters

Key audit matters are those that, in our professional judgment, were of most significance in our audit of the individual and consolidated financial statements of the current year. These matters were addressed in the context of our audit of the individual and consolidated financial statements as a whole, and in forming our opinion thereon, and, therefore, we do not provide a separate opinion on these matters.

### Measurement of allowance for loan losses associated with credit risk

As described in notes 3 (g) and 12 to the individual and consolidated financial statements, as of December 31, 2024 the Bank recognized an allowance for loan losses associated with credit risk for the loan portfolio, which comprises loan and lease transactions, advances on exchange contracts and other receivables with credit granting characteristics.

In order to calculate the allowance loan losses associated with credit risk, the Bank classifies the loan portfolio according to management's assessment of risk, which takes into consideration economic conditions, past experience and specific risks posed by the transaction, debtors and guarantors, in accordance with the parameters established by CMN Resolution No. 2,682/1999, which requires a periodic analysis of the portfolio and its classification into nine levels, of which AA (minimum risk) and H (maximum risk).

Due to the significance of the loan portfolio and the amount of allowance loan losses associated with credit risk, the uncertainties, level of judgment and complexity of the assumptions used to classify the loan portfolio into risk levels, we considered this to be a key audit matter.

### How the matter was addressed in our audit

Our audit procedures in this area included, but were not limited to:

- Evaluation of the design and operating effectiveness of key internal controls related to: (i) review of the client registration information and their related transactions; and (ii) defining, approval, application and adherence the main assumptions and judgments used in the assignment of the credit portfolio's risk levels (ratings);
- Evaluation, on a sample basis, about whether the Bank has met the requirements set by CMN Resolution No. 2,682/99 such as: (i) analysis of the data that support the definition and review of the ratings of transactions carried out by the Bank, such as the credit proposal, financial and client registration information, verifying the adherence of this rating attribution in relation to the Bank's internal policies and requirements set by CMN Resolution No. 2,682/99; and (ii) recalculation of the allowance loan losses associated with credit risk, including the Bank's application of minimum ratings in relation to days overdue, attribution of the worst rating for operations of the same client or economic group and maintenance of its previous rating in cases of renegotiation/recovery of the credit under which no significant amortization was reported or when significant new facts justify the change in level risk;
- Evaluation whether disclosures in the individual and consolidated financial statements are in accordance with the requirements of applicable accounting standards and consider all relevant information.

Based on the evidence obtained through the procedures summarized above, we considered that the balance of allowance for loan losses associated with credit risk and the related disclosures are acceptable in the context of the individual and consolidated financial statements taken as a whole for the six-month period and year ended December 31, 2024.

### Recognition and measurement of provisions for tax, civil and labor contingent liabilities

As described in notes 3 (m), 4 (h) and 21 (b) of the consolidated financial statements, the Bank is a party to judicial and administrative proceedings of a tax, civil and labor. A provision for these claims is recognized when the Bank has a present obligation as a result of past events and it is probable that a cash outflow will be required to settle the obligation and the amount can be estimated reliably.

The measurement of this estimate involves management's judgment to determine the "Individualized" and "Aggregated" methods, as well as to choose the assumptions to be used by each method, which are based on: intended damages, probable damages, evidence presented in the records, case law, facts, court decisions, classification and level of risk of unfavorable outcome of lawsuits, to measure the amount and classification of the likelihood of unfavorable outcome of claims.

Due to the significance of the amounts and the uncertainties and judgment involved in determining the likelihood of loss and the probable disbursement amount, we considered this to be a key audit matter.

#### **How our audit approached this matter**

Our audit procedures in this area included, but were not limited to:

- Evaluation of the design and operating effectiveness of key internal controls related to: (i) defining and approval of the methods and assumptions used to measure the provision; (ii) review of the significant data about the processes that support the aggregated method; (iii) review the likelihood of unfavorable outcome and the amount assessed by legal counselors in an individual manner; and (iv) periodical analysis of Bank's sufficiency of the provision;
- With the support of our internal experts with a knowledge of statistics, evaluation of the statistical parameters used to measure the Aggregated method and analyzed the calculation of the provision amount;
- Evaluation of the Individualized method and its assumptions, according to the assumptions used by sampling, by inspecting the documents of technical studies prepared by Bank's legal counselors and the consistency of the information obtained through inquiries from official external sources;
- Evaluation of the sufficiency of the provision for contingent liabilities according to an analysis of the history of disbursements occurred during the year when compared with the related provisioned amounts; and
- Evaluation whether disclosures in the consolidated financial statements are in accordance with the requirements of applicable accounting standards and consider all relevant information.

Based on the evidence obtained through the procedures summarized above, we considered that the recognition and measurement of the amounts of the provision for tax, civil and labor contingent liabilities is acceptable in the context of the consolidated financial statements taken as a whole, for the six-month period and year ended December 31, 2024.

#### **Measurement of post-employment benefit actuarial liabilities**

As described in notes 3 (k), 4 (g) and 29 to the consolidated financial statements, Bank sponsors pension plans related to the supplementary retirement benefits of its employees.

Under defined benefit plans, in which the actuarial risk and investment risk are basically applied to the sponsoring entity, the measurement of actuarial liabilities presented in the balance sheet in other non-financial liabilities requires the use of actuarial techniques and judgment to define assumptions, such as: discount rate, inflation rate and mortality tables.

Due to the uncertainties and judgment involved in determining the assumptions used to measure the actuarial liabilities of post-employment benefits related to defined benefit plans, we considered this to be a key audit matter.

#### **How the matter was addressed in our audit**

Our audit procedures in this area included, but were not limited to:

- Evaluation of the design and operating effectiveness of key internal controls related to the definition and approval of the assumptions used in the measurement of the actuarial liabilities of defined benefit plans;
- Evaluation, with the support of our experts in actuarial calculations, the reasonableness and consistency of the assumptions used, such as the discount rate, inflation rate and mortality tables, including the comparison with data obtained from external sources; and
- Recalculation, by sampling, the actuarial liabilities of defined benefit plans.

- Evaluation whether disclosures in the consolidated financial statements are in accordance with the requirements of applicable accounting standards and consider all relevant information.

Based on the evidence obtained through the procedures summarized above, we considered the measurement of the amounts of actuarial liabilities of defined benefit plans and the related disclosures acceptable in the context of the consolidated financial statements taken as a whole for the six-month period and year ended December 31, 2024.

### **Information technology environment**

Bank's technology environment has procedures followed for managing accesses and changes in systems and applications, for developing new programs, in addition to automated internal controls over various relevant processes. In order to keep its operations running, the Bank provides access to systems and applications for its employees, taking into consideration the functions performed by them and their organizational structure.

The controls to authorize, monitor, restrict and/or revoke related accesses to this environment should provide reasonable assurance that accesses and updates of information are made in a complete, reliable and accurate manner and performed by appropriate employees, to mitigate the potential risk of fraud or error resulting from improper access or change in a system or in an information, and to ensure the integrity of the financial information and accounting records generated by these systems and applications.

Due to Bank's high dependence on its technology systems, the high volume of transactions processed daily, and the importance of access controls and change management in its systems and applications, that process utilized data, to plan the nature, timing and extent of our audit procedures, we considered this to be a key audit matter.

### **How the matter was addressed in our audit**

Our audit procedures in this area included, but were not limited to:

- With the support of our information technology professionals:
  - Evaluation of the design and operating effectiveness, as well as compensatory controls over certain key internal controls, access to systems and applications, such as: authorization of new users, revocation of terminated users and review of active users;
  - Evaluation by sampling of significant information extracted from certain key systems to prepare the consolidated financial statements;
  - Evaluation of the areas where, according to our judgment, there is a high dependence on information technology. Our tests also included an evaluation of password policies, security configurations and internal controls over system and application developments and changes; and
  - Evaluation of the design and operating effectiveness of internal controls for financial reporting and other relevant automated processes or with some component dependent on systems and applications. We tested the design, implementation, and operating effectiveness of those controls.

The evidence obtained through the procedures summarized above allowed us to consider the information extracted from certain systems and applications to plan the nature, timing and extent of our substantive tests in the context of the consolidated financial statements taken as a whole for the six-month period and year ended December 31, 2024.

## Other matters

### Statements of value added

The individual and consolidated financial statements of value added for the six-month period and the year ended December 31, 2024, prepared under the responsibility of the Bank's management, and presented as supplementary information in relation to the accounting practices adopted in Brazil applicable to institutions authorized to operate by the Central Bank of Brazil (BACEN), were submitted to the same audit procedures applied together with the audit of the individual and consolidated financial statements of the Bank. In order to form our opinion, we evaluated whether these statements are reconciled to the individual and consolidated financial statements and to the accounting records, as applicable, and whether their form and content are in accordance with the criteria set on Technical Pronouncement CPC 09 - Statement of Value Added. In our opinion, these statements of value added have been adequately prepared, in all material respects, according to the criteria set on this Technical Pronouncement and are consistent with the individual and consolidated financial statements taken as a whole.

### Audit of the individual and consolidated financial statements for the year ended December 31, 2023

The individual and consolidated balance sheets as of December 31, 2023 and the individual and consolidated statements of income, comprehensive income, changes in shareholders' equity and cash flows and related notes for the six-month period and the year ended December 31, 2023, presented as related amounts in the individual and consolidated financial statements for the current six-month period and year, were previously audited by other independent auditors, who issued reports dated February 7, 2024, without modification. The related amounts for the individual and consolidated financial statements of value added for the six-month period and the year ended December 31, 2023 were submitted to the same audit procedures by those independent auditors and, based on their audit, they issued their report without modification.

## Other information that accompanies the individual and consolidated financial statements and the independent auditors' report

The Bank's Management is responsible for the other information. The other information comprises the Management Report.

Our opinion on the individual and consolidated financial statements does not cover the other information and we do not express any form of assurance conclusion thereon.

In connection with our audit of the individual and consolidated financial statements, our responsibility is to read the other information and, in doing so, consider whether the other information is materially inconsistent with the individual and consolidated financial statements or our knowledge obtained in the audit, or otherwise appears to be materially misstated. If, based on the work performed, we conclude that there is material misstatement of the Management Report, we are required to report on such fact. We have nothing to report on this.

## Responsibilities of Management and Those Charged with Governance for the Individual and Consolidated Financial Statements

Management is responsible for the preparation and fair presentation of these individual and consolidated financial statements in accordance with the accounting practices adopted in Brazil, applicable to institutions authorized to operate by the Central Bank of Brazil (BACEN), and for such internal control as management determines is necessary to enable the preparation of individual and consolidated financial statements that are free from material misstatement, whether due to fraud or error.

In preparing the individual and consolidated financial statements, management is responsible for assessing the Bank's ability to continue as a going concern, disclosing, as applicable, matters related to going concern and using the going concern basis of accounting unless management either intends to liquidate the Bank or to cease operations, or has no realistic alternative but to do so.



Those charged with governance are responsible for overseeing the Bank's and its subsidiaries' financial reporting process.

## Auditors' Responsibilities for the Audit of the Individual and Consolidated Financial Statements

Our objectives are to obtain reasonable assurance about whether the individual and consolidated financial statements as a whole are free from material misstatement, whether due to fraud or error, and to issue an auditors' report that includes our opinion. 'Reasonable assurance' is a high level of assurance but is not a guarantee that an audit conducted in accordance with Brazilian and International standards on auditing will always detect a material misstatement when it exists. Misstatements can arise from fraud or error and are considered material if, individually or in aggregate, they could reasonably be expected to influence the economic decisions of users taken on the basis of these individual and consolidated financial statements. As part of an audit in accordance with the Brazilian and international standards on auditing, we exercise professional judgment and maintain professional skepticism throughout the audit. In addition:

- Identify and assess the risks of material misstatement of the individual and consolidated financial statements, whether due to fraud or error, design and perform audit procedures responsive to those risks, and obtain audit evidence that is sufficient and appropriate to provide a basis for our opinion. The risk of not detecting material misstatement resulting from fraud is higher than for one resulting from error, as fraud may involve collusion, forgery, intentional omissions, misrepresentations or the collusion, misrepresentation of internal control.
- Obtain an understanding of internal control relevant to the audit in order to design audit procedures that are appropriate in the circumstances, but not for the purpose of expressing an opinion on the effectiveness of the Entity's and its subsidiaries' internal controls.
- Evaluate the appropriateness of accounting policies used and the reasonableness of accounting estimates and related disclosures made by management.
- Conclude on the appropriateness of management's use of the going concern basis of accounting and, based on the audit evidence obtained, whether a material uncertainty exists related to events or conditions that may cast significant doubt on the Bank's and its subsidiaries' ability to continue as a going concern. If we conclude that a material uncertainty exists, then we are required to draw attention in our auditors' report to the related disclosures in the individual and consolidated financial statements or, if such disclosures are inadequate, to modify our opinion. Our conclusions are based on the audit evidence obtained up to the date of our report. However, future events or conditions may cause the Bank to cease to continue as a going concern.
- Evaluate the overall presentation, structure and content of the individual and consolidated financial statements, including the disclosures, and whether the individual and consolidated financial statements represent the corresponding transactions and events in a manner that achieves fair presentation.
- Obtain sufficient appropriate audit evidence regarding the financial information of the entities or business activities within the Group to express an opinion on the individual and consolidated financial statements. We are responsible for the direction, supervision and performance of the group audit, and therefore for our audit opinion.

We communicate with management regarding, among other matters, the scope and timing of the planned audit and significant audit findings, including any significant deficiencies in internal control that we identify during our audit.

We also provide those charged with governance with a statement that we have complied with relevant ethical and independence requirements and communicate with them all relationships or issues that could substantially affect our independence, including, when applicable, the actions taken to eliminate the threats or safeguards applied by the Company.

From the matters communicated with those charged with governance, we determine those matters that were of most significance in the audit of the individual and consolidated financial statements of the current year and are therefore the key audit matters. We describe these matters in our auditors' report unless law or regulation prohibits public disclosure of the matter, or when, in extremely rare circumstances, we determine that the matter should not be communicated in our report because the adverse consequences of doing so may reasonably be expected to outweigh the public interest benefits of such communication.

Brasília, February 19, 2025

KPMG Auditores Independentes  
CRC SP No. 014428/F-0

*Original report in Portuguese signed by*  
João Paulo Dal Poz Alouche  
Accountant CRC 1SP245785/O-2



## Audit Committee Summary Report

Individual and consolidated financial statements prepared in accordance with the accounting standard for institutions regulated by the Central Bank of Brazil (Bacen)

### Second semester of 2024

#### Presentation

The Audit Committee (Coaud), a statutory body, has its duties defined by Law nº 13,303/2016 (State-Owned Companies Law), Decree nº 8,945/2016, CMN Resolution nº 4,910/2021, Statute of Banco do Brasil S.A. (BB) and its Internal Regulations, advises the Board of Administration (CA) on a permanent basis and independently in the exercise of its function's assignments.

Coaud evaluates and monitors risk exposures and capital management through interaction and joint action with the Risk and Capital Committee (Coris), in accordance with CMN Resolution nº 4,557/2017, including the proposed allocation of the year's results.

The administrators of Banco do Brasil and its subsidiaries are responsible for preparing and ensuring the integrity of financial statements, manage risks, maintain the internal controls effective and ensure compliance of activities with laws and regulations.

Internal Audit (Audit) is responsible for carrying out periodic jobs, focusing on main risks to which the Conglomerate is exposed, independently assessing the effectiveness of risk management, internal controls, accounting and governance processes.

KPMG Auditores Independentes Ltda. (KPMG) is responsible for audit of individual and consolidated financial statements of BB and subsidiaries covered by Coaud. It also evaluates, in the context of this work, the quality and sufficiency of internal controls for the preparation and adequate presentation of statements accounting.

#### Period Activities

The activities developed by Coaud, according to the 2024 Annual Work Plan, approved by the Board of Directors of Banco do Brasil on 12/07/2023, are recorded in meeting minutes and covered the set of responsibilities of the Committee. These minutes were forwarded to the Board of Administration, made available to the Fiscal Council and Independent Audit, and are published, in the form of extracts, at the electronic address [www.bb.com.br/ri](http://www.bb.com.br/ri).

Coaud held meetings with representatives of BB Management and Conglomerate companies, as well as with their respective Boards of Administration and Fiscal, Coris, Board of Directors, Internal and Independent Audits and the Central Bank of Brazil (Bacen), in addition to meetings between Coaud members.

In these meetings, addressed topics under supervision, summarized in the following themes: internal control system, internal audit, independent audit, transactions with related parties, actuarial, risk exposures and accounting.

The Committee presented periodic reports to the Board of Administration on its activities and opinions relating to the topics covered within the scope of its activities. Issued recommendations to management and Internal Audit involving the main topics related to its activities. The recommendations, after being discussed, were accepted and their implementation monitored by Coaud.

It did not come to Coaud's knowledge the existence and/or evidence of fraud or non-compliance of legal and regulatory standards that could put the continuity of the institution at risk. There were no significant differences between Management, Independent Audit and the Audit Committee related to the financial statements



## Conclusions

Based on the activities developed and bearing in mind the attributions and limitations inherent to the scope of its activities, Coaud concluded that:

- a) the Internal Control System (ICS) is appropriate to the size and complexity of the of the Conglomerate's business and is subject of permanent attention from Management;
- b) Internal Audit is effective, has sufficient structure and budget to perform its functions and acts with independence, objectivity and quality;
- c) KPMG acts effectively and independently;
- d) processes relating to transactions with related parties are in compliance with BB's specific policy and applicable legislation;
- e) the calculation parameters and actuarial results of the sponsored pension fund benefit plans are adequately reflected in the financial statements;
- f) risk exposures have been adequately managed by Management;
- g) the individual and consolidated financial statements adequately present, in their material aspects, equity and financial position of BB on 12/31/2024, in accordance with accounting practices adopted in Brazil, applicable to institutions authorized to operated by Bacen.

Brasília-DF, February 18<sup>th</sup>, 2025.

**Egidio Otmar Ames**  
Coordinator

**Aramis Sá de Andrade**

**Marcelo Gasparino Da Silva**

**Rachel de Oliveira Maia**

**Vera Lucia de Almeida Pereira Elias**



## Declaration of the Board of Directors

The Board of Directors of Banco do Brasil S.A. declares that approved, at this date, the Management Report and the Summary of the Audit Committee Report and, in compliance with the item V of art. 142 of Law 6,404, as of December 15, 1976, became aware and recommended the approval of the Board's accounts, which includes the proposition of the destination of net income to be submitted to shareholders at the ordinary general meeting, in the form of dividends/interest on own capital in the amount of R\$ 15,174,739,468.59 (fifteen billion one hundred and seventy four million seven hundred and thirty nine thousand four hundred and sixty eight reais and fifty nine cents) and the constitution of legal reserve in the amount of R\$ 1,763,009,461.06 (one billion seven hundred and sixty three million nine thousand four hundred and sixty one reais and six cents) and statutory reserve in the amount of R\$ 18,332,720,114.05 (eighteen billion three hundred and thirty two million seven hundred and twenty thousand one hundred and fourteen reais and five cents), all related to the fiscal year ended 2024.

Brasília (DF), February 18, 2025.

Anelize Lenzi Ruas de Almeida  
*electronically signed*

Elisa Vieira Leonel  
*electronically signed*

Kelly Tatiane Martins Quirino  
*electronically signed*

Marcelo Gasparino da Silva  
*electronically signed*

Robert Juenemann  
*electronically signed*

Tarciana Paula Gomes Medeiros  
*electronically signed*



## Fiscal Council Report

**THE FISCAL COUNCIL OF BANCO DO BRASIL S.A.**, according to its legal and statutory duties, have reviewed the management report and the financial statements, including the proposal concerning to result distribution related to the fiscal year ended December 31, 2024, which were approved by the Board of Directors at February 18, 2025.

Based on the exams performed, on information provided throughout the year and on the unmodified Independent Auditor's Report issued by KPMG, the Fiscal Council understand that the aforementioned documents are eligible to be submitted to the appreciation and approval of the Annual Meeting of Stockholder's.

Brasília (DF), February 19, 2025.

Bernard Appy  
Member

Fernando Florêncio Campos  
Member

Gileno Gurjão Barreto  
Member

Tatiana Rosito  
Member

Renato da Motta Andrade Neto  
Chairperson



## Declaration of the Executive Board members about the Financial Statements

According to the article 27, § 1, item VI, of CVM Instruction No. 80 of March 29, 2022, we declare that the Financial Statements of the Banco do Brasil S.A. related to the period ended december 31, 2024 were reviewed and, based on subsequent discussions, we agree that such statement fairly reflects, in all material facts, the financial position for the periods presented.

Brasília (DF), February 17, 2025.

Tarciana Paula Gomes Medeiros  
CHIEF EXECUTIVE OFFICER (CEO)

Ana Cristina Rosa Garcia  
CHIEF CORPORATE OFFICER

Carla Nesi  
CHIEF RETAIL BUSINESS OFFICER

Felipe Guimarães Geissler Prince  
CHIEF INTERNAL CONTROLS AND RISK  
MANAGEMENT OFFICER (CRO)

Francisco Augusto Lassalvia  
CHIEF WHOLESALE OFFICER

José Ricardo Sasseron  
CHIEF GOVERNMENT BUSINESS AND CORPORATE  
SUSTAINABILITY OFFICER

Luiz Gustavo Braz Lage  
CHIEF AGRIBUSINESS AND FAMILY FARMING  
OFFICER

Marco Geovanne Tobias da Silva  
CHIEF FINANCIAL MANAGEMENT AND INVESTOR  
RELATIONS OFFICER (CFO)

Marisa Reghini Ferreira Mattos  
CHIEF TECHNOLOGY AND DIGITAL BUSINESS  
OFFICER (CTO)



## Declaration of the Executive Board members about the Report of Independent Auditors

According to the article 27, §1, item V, of CVM Instruction No. 80 of March 29, 2022, we affirm based on our knowledge, on auditor's plan and on discussions about the work accomplished, that we agree, with no dissent, to the opinions/conclusions expressed in the Report of Independent Auditors for Financial Statements.

Brasília (DF), February 17, 2025.

Tarciana Paula Gomes Medeiros  
CHIEF EXECUTIVE OFFICER (CEO)

Ana Cristina Rosa Garcia  
CHIEF CORPORATE OFFICER

Carla Nesi  
CHIEF RETAIL BUSINESS OFFICER

Felipe Guimarães Geissler Prince  
CHIEF INTERNAL CONTROLS AND RISK  
MANAGEMENT OFFICER (CRO)

Francisco Augusto Lassalvia  
CHIEF WHOLESALE OFFICER

José Ricardo Sasseron  
CHIEF GOVERNMENT BUSINESS AND CORPORATE  
SUSTAINABILITY OFFICER

Luiz Gustavo Braz Lage  
CHIEF AGRIBUSINESS AND FAMILY FARMING  
OFFICER

Marco Geovanne Tobias da Silva  
CHIEF FINANCIAL MANAGEMENT AND INVESTOR  
RELATIONS OFFICER (CFO)

Marisa Reghini Ferreira Mattos  
CHIEF TECHNOLOGY AND DIGITAL BUSINESS  
OFFICER (CTO)





## Members of Management

### CHIEF EXECUTIVE OFFICER (CEO)

Tarciana Paula Gomes Medeiros

### VICE-PRESIDENTS

Ana Cristina Rosa Garcia  
 Carla Nesi  
 Felipe Guimarães Geissler Prince  
 Francisco Augusto Lassalvia  
 José Ricardo Sasseron  
 Luiz Gustavo Braz Lage  
 Marco Geovanne Tobias da Silva  
 Marisa Reghini Ferreira Mattos

### DIRECTORS

Alan Carlos Guedes de Oliveira  
 Alberto Martinhago Vieira  
 Antonio Carlos Wagner Chiarello  
 Carlos Eduardo Guedes Pinto  
 Eduardo Cesar Pasa  
 Euler Antonio Luz Mathias  
 João Francisco Fruet Júnior  
 João Vagnes de Moura Silva  
 Julio César Vezzano  
 Kamillo Tononi Oliveira Silva  
 Larissa da Silva Novais Vieira  
 Luciano Matarazzo Regno  
 Lucinéia Possar  
 Marcelo Henrique Gomes da Silva  
 Mariana Pires Dias  
 Neudson Peres de Freitas  
 Paula Sayão Carvalho Araujo  
 Pedro Bramont  
 Rafael Machado Giovanella  
 Rodrigo Costa Vasconcelos  
 Rodrigo Mulinari  
 Rosiane Barbosa Laviola  
 Thiago Affonso Borsari

### BOARD OF DIRECTORS

Anelize Lenzi Ruas de Almeida  
 Dario Carnevalli Durigan  
 Elisa Vieira Leonel  
 Kelly Tatiane Martins Quirino  
 Marcelo Gasparino da Silva  
 Paulo Roberto Simão Bijos  
 Robert Juenemann  
 Tarciana Paula Gomes Medeiros

### SUPERVISORY BOARD

Bernard Appy  
 Fernando Florêncio Campos  
 Gileno Gurjão Barreto  
 Renato da Motta Andrade Neto  
 Tatiana Rosito

### AUDIT COMMITTEE

Aramis Sá de Andrade  
 Egidio Otmar Ames  
 Marcelo Gasparino da Silva  
 Rachel de Oliveira Maia  
 Vera Lucia de Almeida Pereira Elias

### ACCOUNTING DEPT.

Eduardo Cesar Pasa  
 General Accountant  
 Accountant CRC-DF 017601/O-5  
 CPF 541.035.920-87

Pedro Henrique Duarte Oliveira  
 Accountant CRC-DF 023407/O-3  
 CPF 955.476.143-00